DRAWING INDEX

DWG. SET VOLUME 1

Sheet #	Sheet Name
GENERAL	
G-001	COVER
G-002	SHEET INDEX AND PROJECT LOCATION
G-003	SHEET INDEX AND PROJECT LOCATION
G-004	CODE SUMMARY
G-005	LIFE SAFETY PLANS
G-006	LIFE SAFETY PLANS
G-007	LIFE SAFETY PLANS
CIVIL	
C001	TITLE SHEET
C002	GENERAL NOTES
C100	OVERALL EXISTING TOPOGRAPHY
C111	DEMOLITION PLAN
C112	DEMOLITION PLAN
C120	EXCAVATION PLAN
C200	OVERALL SITE PLAN
C210	ROAD PLAN AND PROFILE
C300	OVERALL GRADING PLAN
C301	GRADING PLAN
C302	GRADING PLAN
C303	GRADING PLAN ENLARGEMENTS
C304	GRADING PLAN ENLARGEMENTS
C400	OVERALL UTILITY PLAN
C401	UTILITY PLAN
C402	UTILITY PLAN
C403	UTILITY ENLARGEMENTS
C404	STUCTURE DATA TABLES
C405	DUCT BANK CROSSINGS
C406	DUCT BANK CROSSINGS
C410	STORM SEWER PLAN & PROFILES
C411	STORM SEWER PLAN & PROFILES
C412	STORM SEWER PLAN & PROFILES
C413	STORM SEWER PLAN & PROFILES
C414	STORM SEWER PLAN & PROFILES
C415	STORM SEWER PLAN & PROFILES
C416	STORM SEWER PLAN & PROFILES
C420	SANITARY SEWER PLAN & PROFILE
C500	OVERALL EROSION CONTROL PLAN
C501	CONSTRUCTION EROSION CONTROL PLAN
C502	CONSTRUCTION EROSION CONTROL PLAN
C511	POST-CONSTRUCTION EROSION CONTROL PLAN
C512	POST-CONSTRUCTION EROSION CONTROL PLAN
C520	SWPPP
C521	WETLANDS MAP
C530	EROSION CONTROL DETAILS
C531	EROSION CONTROL SPECIFICATIONS
C600	SITE DETAILS
C601	SITE DETAILS
C602	SITE DETAILS
C603	SITE DETAILS
C604	SITE DETAILS
C605	SITE DETAILS
C606	SITE DETAILS
C610	WATER DETAILS
C620	SANITARY SEWER DETAILS
C621	SANITARY SEWER DETAILS
LANDSCAPE	
L-000	GENERAL INFORMATION - LANDSCAPE
L-001	SCOPE OF WORK OVERALL
L-201	SITE FEATURES PLAN
L-202	SITE FEATURES PLAN
L-501	PLANTING PLAN
L-502	PLANTING PLAN
L-511	SOILS PLAN
L-512	SOILS PLAN
L-621	PLAN ENLARGEMENTS - SITE FEATURES
L-701	SITE DETAILS
L-702	SITE DETAILS
L-703	SITE DETAILS
L-704	SITE DETAILS
L-705	SITE DETAILS
L-706	SITE DETAILS
L-707	SITE DETAILS
L-801	IRRIGATION PLAN
L-802	IRRIGATION PLAN
L-803	IRRIGATION DETAILS
L-804	IRRIGATION DETAILS
STRUCTURAL	
S-001	GENERAL NOTES
S-002	GENERAL NOTES & DESIGN CRITERIA
S-003	LOAD CRITERIA PLANS
S-004	LOAD CRITERIA PLANS - RIGGING
S-005	STRUCTURAL FINISH PLANS
S-006	CLADDING DESIGN CRITERIA ELEVATIONS
S-007	CLADDING DESIGN CRITERIA ELEVATIONS
S-008	OVERALL GRID PLAN
S-101	EVENT LEVEL PLAN - OVERALL
S-101A	EVENT LEVEL FOUNDATION PLAN - UNIT A
S-101B	EVENT LEVEL FOUNDATION PLAN - UNIT B
S-101C	EVENT LEVEL FOUNDATION PLAN - UNIT C
S-101D	EVENT LEVEL FOUNDATION PLAN - UNIT D
S-101SA	EVENT LEVEL SLAB PLAN - UNIT A
S-101SB	EVENT LEVEL SLAB PLAN - UNIT B
S-101SC	EVENT LEVEL SLAB PLAN - UNIT C
S-101SD	EVENT LEVEL SLAB PLAN - UNIT D
S-102	CONCOURSE LEVEL PLAN - OVERALL
S-102A	CONCOURSE LEVEL PLAN - UNIT A
S-102B	CONCOURSE LEVEL PLAN - UNIT B
S-102C	CONCOURSE LEVEL PLAN - UNIT C
S-102D	CONCOURSE LEVEL PLAN - UNIT D
S-103	UPPER LEVEL PLAN - OVERALL
S-103A	UPPER LEVEL PLAN - UNIT A
S-103B	UPPER LEVEL PLAN - UNIT B
S-103C	UPPER LEVEL PLAN - UNIT C
S-103D	UPPER LEVEL PLAN - UNIT D
S-104	LOW ROOF PLAN - OVERALL
S-104A	LOW ROOF PLAN - UNIT A
S-104B	LOW ROOF PLAN - UNIT B
S-104C	LOW ROOF PLAN - UNIT C
S-104D	LOW ROOF PLAN - UNIT D
S-105	HIGH ROOF PLAN - OVERALL

DRAWING INDEX (CONT)

Sheet #	Sheet Name
S-105A	HIGH ROOF PLAN - UNIT A
S-105B	HIGH ROOF PLAN - UNIT B
S-105C	HIGH ROOF PLAN - UNIT C
S-105D	HIGH ROOF PLAN - UNIT D
S-110	ENLARGED FOUNDATION PLANS
S-111	ENLARGED FRAMING PLANS
S-112	PRECAST PLAN
S-115	REINFORCING PLANS
S-120	MECHANICAL PLATFORM PLANS
S-302	TYPICAL FOUNDATION DETAILS
S-303	TYPICAL FOUNDATION DETAILS
S-310	CONCRETE PIER AND COLUMN DETAILS
S-320	TYPICAL CONCRETE WALL DETAILS
S-321	TYPICAL CONCRETE BASEMENT WALL SECTIONS
S-322	TYPICAL CONCRETE BASEMENT WALL SECTIONS
S-323	TYPICAL CONCRETE BASEMENT WALL SECTIONS
S-325	LOADING DOCK SECTIONS & DETAILS
S-330	TYPICAL SLAB ON GRADE DETAILS
S-331	TYPICAL SLAB ON GRADE DETAILS
S-335	TYPICAL COMPOSITE SLAB REINFORCING DETAILS
S-390	TYPICAL PRECAST SECTIONS AND DETAILS
S-391	TYPICAL PRECAST SECTIONS AND DETAILS
S-400	TYPICAL MASONRY DETAILS
S-401	TYPICAL CMU WALL ATTACHMENT DETAILS
S-500	STEEL EMBED DETAILS
S-501	ANCHOR ROD DETAILS
S-502	ANCHOR ROD DETAILS
S-503	STRUCTURAL STEEL BASE PLATE DETAILS
S-504	STRUCTURAL STEEL BASE PLATE DETAILS
S-505	TYPICAL STEEL COLUMN DETAILS
S-506	STRUCTURAL STEEL CONNECTION DETAILS
S-507	STRUCTURAL STEEL CONNECTION DETAILS
S-510	STRUCTURAL STEEL FLOOR FRAMING DETAILS
S-511	STRUCTURAL STEEL FLOOR FRAMING DETAILS
S-512	STRUCTURAL STEEL FLOOR FRAMING DETAILS
S-520	RAKER BEAM ELEVATIONS
S-521	RAKER BEAM ELEVATIONS
S-524	RAKER BEAM SECTIONS AND DETAILS
S-530	TYPICAL ROOF FRAMING DETAILS
S-531	ROOF FRAMING DETAILS
S-532	ROOF FRAMING DETAILS
S-533	ROOF FRAMING DETAILS
S-534	ROOF FRAMING DETAILS
S-535	ROOF FRAMING DETAILS
S-540	ROOF TRUSS ELEVATIONS
S-541	ROOF TRUSS ELEVATIONS
S-542	ROOF TRUSS DETAILS
S-543	ROOF TRUSS DETAILS
S-544	ROOF TRUSS DETAILS
S-545	ROOF END TRUSS DETAILS
S-560	BRACED FRAME ELEVATIONS
S-561	TYPICAL BRACED FRAME CONNECTION DETAILS
S-562	HORIZONTAL BRACING CONNECTION DETAILS
S-570	CLADDING BACKUP ELEVATIONS
S-571	CLADDING BACKUP ELEVATIONS
S-572	CLADDING BACKUP PARTIAL PLANS
S-573	CLADDING BACKUP CONNECTION DETAILS
S-574	CLADDING BACKUP CONNECTION DETAILS
S-575	CLADDING BACKUP CONNECTION DETAILS
S-576	CLADDING BACKUP CONNECTION DETAILS
S-577	CLADDING BACKUP CONNECTION DETAILS
ARCHITECTURAL	
A-001	GENERAL NOTES, SYMBOLS, AND STANDARD MOUNTING HEIGHTS
A-002	INTERIOR PARTITION TYPES AND STANDARD PARTITION DETAILS
A-101	EVENT FLOOR PLAN - OVERALL
A-101A	EVENT FLOOR PLAN - AREA A
A-101B	EVENT FLOOR PLAN - AREA B
A-101C	EVENT FLOOR PLAN - AREA C
A-101D	EVENT FLOOR PLAN - AREA D
A-102	CONCOURSE FLOOR PLAN - OVERALL
A-102A	CONCOURSE FLOOR PLAN - AREA A
A-102B	CONCOURSE FLOOR PLAN - AREA B
A-102C	CONCOURSE FLOOR PLAN - AREA C
A-102D	CONCOURSE FLOOR PLAN - AREA D
A-103	UPPER FLOOR PLAN - OVERALL
A-103A	UPPER FLOOR PLAN - AREA A
A-103B	UPPER FLOOR PLAN - AREA B
A-103C	UPPER FLOOR PLAN - AREA C
A-103D	UPPER FLOOR PLAN - AREA D
A-104	LOW ROOF PLAN
A-104A	LOW ROOF PLAN - AREA A
A-104B	LOW ROOF PLAN - AREA B
A-104C	LOW ROOF PLAN - AREA C
A-104D	LOW ROOF PLAN - AREA D
A-105	ROOF PLAN
A-105A	ROOF PLAN - AREA A
A-105B	ROOF PLAN - AREA B
A-105C	ROOF PLAN - AREA C
A-105D	ROOF PLAN - AREA D
A-131A	EVENT FLOOR REFLECTED CEILING PLAN - AREA A
A-131B	EVENT FLOOR REFLECTED CEILING PLAN - AREA B
A-131C	EVENT FLOOR REFLECTED CEILING PLAN - AREA C
A-131D	EVENT FLOOR REFLECTED CEILING PLAN - AREA D
A-132A	CONCOURSE REFLECTED CEILING PLAN - AREA A
A-132B	CONCOURSE REFLECTED CEILING PLAN - AREA B
A-132C	CONCOURSE REFLECTED CEILING PLAN - AREA C
A-132D	CONCOURSE REFLECTED CEILING PLAN - AREA D
A-133A	UPPER FLOOR REFLECTED CEILING PLAN - AREA A
A-133B	UPPER FLOOR REFLECTED CEILING PLAN - AREA B
A-133C	UPPER FLOOR REFLECTED CEILING PLAN - AREA C
A-133D	UPPER FLOOR REFLECTED CEILING PLAN - AREA D
A-151A	EVENT FLOOR FINISH PLAN - AREA A
A-151B	EVENT FLOOR FINISH PLAN - AREA B
A-151C	EVENT FLOOR FINISH PLAN - AREA C
A-151D	EVENT FLOOR FINISH PLAN - AREA D
A-152A	CONCOURSE FINISH PLAN - AREA A
A-152B	CONCOURSE FINISH PLAN - AREA B
A-152C	CONCOURSE FINISH PLAN - AREA C
A-152D	CONCOURSE FINISH PLAN - AREA D
A-153A	UPPER FLOOR FINISH PLAN - AREA A
A-153B	UPPER FLOOR FINISH PLAN - AREA B
A-153C	UPPER FLOOR FINISH PLAN - AREA C
A-153D	UPPER FLOOR FINISH PLAN - AREA D

DRAWING INDEX (CONT)

Sheet #	Sheet Name
A-201	EXTERIOR ELEVATIONS
A-202	EXTERIOR ELEVATIONS
A-203	EXTERIOR ELEVATIONS
A-301	BUILDING SECTIONS
A-321	WALL SECTIONS
A-322	WALL SECTIONS
A-323	WALL SECTIONS
A-324	WALL SECTIONS
A-325	WALL SECTIONS
A-351	EXTERIOR DETAILS
A-352	EXTERIOR DETAILS
A-353	EXTERIOR DETAILS
A-354	EXTERIOR DETAILS
A-355	EXTERIOR DETAILS
A-356	EXTERIOR DETAILS
A-357	EXTERIOR DETAILS
A-358	EXTERIOR DETAILS
A-360	MEP YARD ELEVATIONS AND PLANS
A-370	EXTERIOR 3D DIAGRAMS
A-371	EXTERIOR 3D DIAGRAMS
A-401	ENLARGED PLANS & ELEVATIONS
A-402	ENLARGED PLANS & ELEVATIONS
A-403	ENLARGED PLANS & ELEVATIONS
A-404	ENLARGED PLANS & ELEVATIONS
A-405	ENLARGED PLANS & ELEVATIONS
A-406	ENLARGED PLANS & ELEVATIONS
A-407	ENLARGED PLANS & ELEVATIONS
A-408	ENLARGED PLANS & ELEVATIONS
A-409	ENLARGED PLANS & ELEVATIONS
A-411	ENLARGED RESTROOM PLANS
A-412	ENLARGED RESTROOM PLANS
A-413	ENLARGED RESTROOM PLANS
A-421	STAIR AND ELEVATOR PLANS AND SECTIONS
A-422	STAIR AND ELEVATOR PLANS AND SECTIONS
A-423	STAIR AND ELEVATOR PLANS AND SECTIONS
A-424	STAIR PLANS AND SECTIONS
A-425	ELEVATOR PLANS AND SECTIONS
A-426	MONUMENTAL STAIR SECTIONS & DETAILS
A-427	STAIRS AND RAILING DETAILS
A-470	INTERIOR 3D DIAGRAMS
A-501	INTERIOR ELEVATIONS
A-502	INTERIOR ELEVATIONS
A-503	INTERIOR ELEVATIONS
A-504	INTERIOR ELEVATIONS
A-521	INTERIOR DETAILS
A-522	INTERIOR DETAILS
A-523	INTERIOR DETAILS
A-524	FINISH DETAILS
A-530	CEILING DETAILS
A-531	CEILING DETAILS
A-601	DOOR SCHEDULE AND DETAILS
A-602	DOOR DETAILS
A-603	DOOR DETAILS
A-604	INTERIOR STOREFRONT ELEVATIONS
A-621	GLAZING ELEVATIONS AND PLANS
A-622	GLAZING ELEVATIONS AND PLANS
A-623	GLAZING ELEVATIONS AND PLANS
A-624	GLAZING ELEVATIONS AND PLANS
A-630	LOUVER ELEVATIONS
A-650	FINISH & EQUIPMENT SCHEDULE
A-710	SIGNAGE TYPES
A-901	BOWL CONFIGURATION PLANS
A-902	DIMENSIONED SEATING BOWL PLAN
A-903	SEATING MANIFEST
A-904	DIMENSIONED PRACTICE GYM PLAN
A-910	ENLARGED SEATING BOWL SECTIONS
A-911	RAIL DETAILS
A-912	WALL MOCKUP
FOOD SERVICE	
QF000	FOODSERVICE COVER PAGE
QF100	EVENT LEVEL OVERALL KEY PLAN
QF100.1	CONCOURSE LEVEL OVERALL KEY PLAN
QF101	FOODSERVICE EQUIPMENT PLAN AND SCHEDULE
QF102	FOODSERVICE EQUIPMENT MECHANICAL SPOT CONNECTION PLAN
QF103	FOODSERVICE EQUIPMENT ELECTRICAL SPOT CONNECTION PLAN
QF104	FOODSERVICE EQUIPMENT SPECIAL CONDITIONS PLAN
QF105	FOODSERVICE UTILITY LOAD SCHEDULE
QF106	FOODSERVICE UTILITY LOAD SCHEDULE
QF107	FOODSERVICE ELEVATIONS
QF201	FOODSERVICE EQUIPMENT PLAN AND SCHEDULE
QF202	FOODSERVICE EQUIPMENT MECHANICAL SPOT CONNECTION PLAN
QF203	FOODSERVICE EQUIPMENT ELECTRICAL SPOT CONNECTION PLAN
QF204	FOODSERVICE EQUIPMENT SPECIAL CONDITIIONS PLAN
QF205	FOODSERVICE UTILTIY LOAD SCHEDULE
QF206	FOODSERVICE UTILTIY LOAD SCHEDULE
QF207	FOODSERVICE ELEVATIONS
QF301	FOODSERVICE EQUIPMENT PLAN AND SCHEDULE
QF302	FOODSERVICE EQUIPMENT MECHANICAL SPOT CONNECTION PLAN
QF303	FOODSERVICE EQUIPMENT ELECTRICAL SPOT CONNECTION PLAN
QF304	FOODSERVICE EQUIPMENT SPECIAL CONDITIONS PLAN
QF305	FOODSERVICE UTILTIY LOAD SCHEDULE
QF306	FOODSERVICE UTILTIY LOAD SCHEDULE
QF307	FOODSERVICE ELEVATIONS
QF401	FOODSERVICE EXHAUST VENTILATION DRAWING
QF402	FOODSERVICE EXHAUST VENTILATION DRAWING
QF403	FOODSERVICE EXHAUST VENTILATION DRAWING
QF404	FOODSERVICE EXHAUST VENTILATION DRAWING
QF405	FOODSERVICE EXHAUST VENTILATION DRAWING
QF406	FOODSERVICE EXHAUST VENTILATION DRAWING
QF501	FOODSERVICE WALK-IN DRAWING
QF502	FOODSERVICE WALK-IN DRAWING
QF503	FOODSERVICE WALK-IN DRAWING
FIRE PROTECTION	
FP-001	GENERAL NOTES AND ABBREVIATIONS
FP-201	EVENT LEVEL- OVERALL PLAN
FP-201A	EVENT LEVEL - AREA A
FP-201B	EVENT LEVEL - AREA B
FP-201C	EVENT LEVEL - AREA C

DRAWING INDEX (CONT)

Sheet #	Sheet Name
FP-201D	EVENT LEVEL - AREA D
FP-202	MAIN CONCOURSE LEVEL - OVERALL PLAN
FP-202A	MAIN CONCOURSE LEVEL - AREA A
FP-202B	MAIN CONCOURSE LEVEL - AREA B
FP-202C	MAIN CONCOURSE LEVEL - AREA C
FP-202D	MAIN CONCOURSE LEVEL - AREA D
FP-203	UPPER LEVEL - OVERALL PLAN
FP-203A	UPPER LEVEL - AREA A
FP-203B	UPPER LEVEL - AREA B
FP-203C	UPPER LEVEL - AREA C
FP-203D	UPPER LEVEL - AREA D
FP-401	FIRE PROTECTION DETAILS
PLUMBING	
P-001	GENERAL NOTES AND ABBREVIATIONS
P-200	UNDERFLOOR - OVERALL PLAN
P-200A	UNDERFLOOR - AREA A
P-200B	UNDERFLOOR - AREA B
P-200C	UNDERFLOOR - AREA C
P-200D	UNDERFLOOR - AREA D
P-201	EVENT LEVEL- OVERALL PLAN
P-201A	EVENT LEVEL- AREA A
P-201B	EVENT LEVEL- AREA B
P-201C	EVENT LEVEL- AREA C
P-201D	EVENT LEVEL- AREA D
P-202	MAIN CONCOURSE LEVEL - OVERALL PLAN
P-202A	MAIN CONCOURSE LEVEL - AREA A
P-202B	MAIN CONCOURSE LEVEL - AREA B
P-202C	MAIN CONCOURSE LEVEL - AREA C
P-202D	MAIN CONCOURSE LEVEL - AREA D
P-203	UPPER LEVEL - OVERALL PLAN
P-203A	UPPER LEVEL - AREA A
P-203B	UPPER LEVEL - AREA B
P-203C	UPPER LEVEL - AREA C
P-203D	UPPER LEVEL - AREA D
P-204	ROOF - OVERALL PLAN
P-301	SANITARY OVERALL RISER DIAGRAM
P-302	SANITARY RISER DIAGRAM EVENT LEVEL I
P-303	SANITARY RISER DIAGRAM EVENT LEVEL II
P-304	SANITARY RISER DIAGRAM EVENT LEVEL II
P-305	SANITARY RISER DIAGRAM EVENT LEVEL III
P-306	SANITARY RISER DIAGRAM EVENT AND CONCOURSE LEVEL
P-307	SANITARY RISER DIAGRAM CONCOURSE AND UPPER LEVEL I
P-308	SANITARY RISER DIAGRAM CONCOURSE AND UPPER LEVEL II
P-309	SANITARY RISER DIAGRAM CONCOURSE LEVEL CONCESSIONS
P-401	WATER ENTRANCE ENLARGED PLAN
P-402	ENLARGED PLUMBING PLAN I
P-403	ENLARGED PLUMBING PLANS II
P-404	ENLARGED PLUMBING PLANS III
P-405	ENLARGED PLUMBING PLANS IV
P-406	ENLARGED PLUMBING PLANS V

DWG. SET VOLUME 2

Sheet #	Sheet Name
P-407	ENLARGED PLUMBING PLANS VI
P-501	PLUMBING DETAILS I
P-502	PLUMBING DETAILS II
P-503	PLUMBING ONE LINE DIAGRAM
P-601	PLUMBING FIXTURE
P-602	PLUMBING EQUIPMENT
MECHANICAL	
M-001	MECHANICAL LEGEND, ABBREVIATIONS, AND GEN. NOTES
M-002	CHW DIAGRAM
M-003	HHW DIAGRAM
M-004	HHW DIAGRAM
M-005	STEAM DIAGRAM
M-006	CHILLED BEAMS DIAGRAM
M-007	CHILLED BEAMS DIAGRAM
M-008	AIRFLOW DIAGRAM
M-009	AIRFLOW MAP
M-010	VENTILATION CALCULATION - AHU 00-03
M-101	EVENT FLOOR PLAN - OVERALL - HVAC
M-101A	EVENT FLOOR PLAN - AREA A - HVAC
M-101B	EVENT FLOOR PLAN - AREA B - HVAC
M-101C	EVENT FLOOR PLAN - AREA C - HVAC
M-101D	EVENT FLOOR PLAN - AREA D - HVAC
M-102	CONCOURSE FLOOR PLAN - OVERALL - HVAC
M-102A	CONCOURSE FLOOR PLAN - AREA A - HVAC
M-102B	CONCOURSE FLOOR PLAN - AREA B - HVAC
M-102C	CONCOURSE FLOOR PLAN - AREA C - HVAC
M-102D	CONCOURSE FLOOR PLAN - AREA D - HVAC
M-103	UPPER FLOOR PLAN - OVERALL - HVAC
M-103A	UPPER FLOOR PLAN - AREA A - HVAC
M-103B	UPPER FLOOR PLAN - AREA B - HVAC
M-103C	UPPER FLOOR PLAN - AREA C - HVAC
M-103D	UPPER FLOOR PLAN - AREA D - HVAC
M-201	EVENT FLOOR PLAN - OVERALL - PIPING
M-201A	EVENT FLOOR PLAN - AREA A - PIPING
M-201B	EVENT FLOOR PLAN - AREA B - PIPING
M-201C	EVENT FLOOR PLAN - AREA C - PIPING
M-201D	EVENT FLOOR PLAN - AREA D - PIPING
M-202	CONCOURSE FLOOR PLAN - OVERALL - PIPING
M-202A	CONCOURSE FLOOR PLAN - AREA A - PIPING
M-202B	CONCOURSE FLOOR PLAN - AREA B - PIPING
M-202C	CONCOURSE FLOOR PLAN - AREA C - PIPING
M-202D	CONCOURSE FLOOR PLAN - AREA D - PIPING
M-203	UPPER FLOOR PLAN - OVERALL - PIPING
M-203A	UPPER FLOOR PLAN - AREA A - PIPING
M-203B	UPPER FLOOR PLAN - AREA B - PIPING
M-203C	UPPER FLOOR PLAN - AREA C - PIPING
M-203D	UPPER FLOOR PLAN - AREA D - PIPING
M-401A	ENLARGED PLAN - HX/CHW 068A
M-401B	EVENT LEVEL ENLARGED PLAN - DOAS, AHU, LAUNDRY ROOMS
M-401C	EVENT LEVEL ENLARGED PLAN - AHU VIEWS

GENERAL PROJECT NOTES

A. THE FOLLOWING GENERAL NOTES APPLY TO THESE CONTRACT DOCUMENTS AND ARE NOT SPECIFIC TO ANY ONE DISCIPLINE.
B. IT IS THE CONTRACTORS RESPONSIBILITY TO REVIEW AND COORDINATE THE WORK OF ALL SUB-CONTRACTORS, TRADES AND SUPPLIERS WITH THE REQUIREMENTS OF THE CONTRACT BEFORE COMMENCING CONSTRUCTION, AND TO ASSURE THAT ALL PARTIES ARE AWARE OF ALL REQUIREMENTS, REGARDLESS OF WHERE THE REQUIREMENTS OCCUR IN THE CONTRACT DOCUMENTS, WHICH MIGHT AFFECT THE WORK OF THAT PARTY.
C. PARTIAL SETS OF DRAWINGS ARE INCOMPLETE AND SHOULD NOT BE DISTRIBUTED OR UTILIZED BY THE CONTRACTOR.
D. THE CONSTRUCTION DOCUMENTS ESTABLISH DETAILED MINIMUM REQUIREMENTS FOR THE CONSTRUCTION OF THE PROJECT.
E. THE GENERAL NOTES, SYMBOLS AND DEFINITIONS APPLICABLE ONLY TO EACH DISCIPLINE CAN BE FOUND AT THE FRONT OF EACH DISCIPLINES PORTION OF THE SET OF DRAWINGS AND IS LISTED AS PART OF THE OVERALL PROJECT INDEX OF DRAWINGS.
F. BASIC FIRE PROTECTION AND THE EXITING SCHEME ARE ILLUSTRATED BY THE LIFE SAFETY PLAN(S) AND APPLICABLE FIRE AND BUILDING CODE SUMMARY ON SHEET G-004
G. THE ARCHITECTURAL DRAWINGS ESTABLISH, COORDINATE, AS WELL AS TAKE PRECEDENCE FOR THE FINISH APPEARANCE OF ALL EXPOSED ELEMENTS OF THE WORK OF ALL TRADES INCLUDING THAT WORK WHICH IS ILLUSTRATED PRIMARILY ON DRAWINGS OF OTHER DISCIPLINES. IF THERE IS A DESCREPANCY IN THE NUMBER OF FIXTURES, DEVICES, ETC. SHOWN ON ARCHITECTURAL DOCUMENTS AND THE DOCUMENTS OF OTHER DISCIPLINES CONTRACTOR'S PRICING SHALL ACCOUNT FOR THE GREATER QUANTITY SHOWN.
H. THE DRAWINGS MAY MAKE REFERENCE TO AND/OR ILLUSTRATE ITEMS WHICH ARE NOT PART OF THE WORK OF THE CONTRACT. THESE NOT IN CONTRACT ITEMS ARE REFERENCED AND/OR ILLUSTRATED FOR THE CONTRACTORS REFERENCE, INFORMATION, AND COORDINATION ONLY.
I. THE CONTRACTOR IS RESPONSIBLE TO COMPLY WITH APPLICABLE LAWS, CODES, REGULATIONS, AND ORDINANCES OF THE PLACE (CITY, COUNTY, DISTRICT AND STATE) WHERE THE PROJECT IS LOCATED. SUCH REQUIREMENTS MAY NOT BE REFLECTED BY THESE CONTRACT DOCUMENTS.
J. EXISTING CONDITIONS SHOWN ARE FROM AVAILABLE RECORD DRAWINGS AND OR VISUAL FIELD SURVEYS. THE CONTRACTOR SHALL VERIFY ACTUAL EXISTING CONDITIONS AT THE SITE PRIOR TO SUBMITTING A BID. THE CONTRACTOR SHALL NOTIFY THE ARCHITECT OF ANY DISCREPANCIES.
K. THE CONTRACTOR SHALL OBTAIN ALL REQUIRED PERMITS AND SIMILAR RELEASES REQUIRED FOR THE CONSTRUCTION AND OCCUPANCY OF THE PROJECT. THE CONTRACTOR SHALL FURNISH COPIES OF ALL SUCH ITEMS TO THE OWNER AND ARCHITECT WITHIN 10 DAYS OF RECEIPT OF SUCH ITEMS. IF PERMITS ARE ISSUED SUBJECT TO CERTAIN CONDITIONS OR REVISIONS TO THE WORK OR IF PERMITS ARE DELAYED FOR ANY REASON, THE CONTRACTOR SHALL NOTIFY THE OWNER AND ARCHITECT.
L. THE CONTRACTOR SHALL TAKE PRECAUTIONS TO MAINTAIN AND PROTECT NEW WORK AS WELL AS EXISTING SYSTEMS AND ELEMENTS WHICH ARE TO REMAIN. ANY DAMAGE TO SUCH SYSTEMS AND ELEMENTS SHALL BE IMMEDIATELY REPAIRED IN A MANNER ACCEPTABLE TO THE ARCHITECT. IF SATISFACTORY REPAIRS CANNOT BE MADE, THE CONTRACTOR SHALL REPLACE SYSTEMS AND ELEMENTS WITH LIKE NEW QUALITY ACCEPTABLE TO THE ARCHITECT. ALL REPAIRS AND REPLACEMENT COST SHALL BE THE FINANCIAL RESPONSIBILITY OF THE CONTRACTOR.

REGION MAP



PROJECT LOCATION



IN128 - JAMES T. MORRIS ARENA

Ohio St & N Blackford St
Indianapolis, IN 46202

IU Project NO. 20240127

Owner
INDIANA UNIVERSITY BOARD OF TRUSTEES
2901 EAST DISCOVERY PARKWAY
BLOOMINGTON, IN 47408
812-855-1692

Architect
RATIO
101 SOUTH PENNSYLVANIA STREET
INDIANAPOLIS, IN 46204
317-633-4040

Structural Engineer
FINK ROBERTS AND PETRIE, INC.
3535 EAST 96TH STREET
SUITE 126
INDIANAPOLIS, IN 46240
317-872-8400

Mechanical / Electrical
INTROBA
8250 HAVERSTICK ROAD
SUITE 285
INDIANAPOLIS, IN 46240
800-404-7677

Plumbing Engineer
DLZ
138 N. DELAWARE ST
INDIANAPOLIS, IN 46204
317-633-4120

Acoustics / Technology Engineer
WJHW
7220 W. JEFFERSON AVE
SUITE 216
LAKEWOOD, CO 80235
972-934-3700

Civil Engineer
AMERICAN STRUCTUREPOINT, INC.
9025 RIVER ROAD
SUITE 200
INDIANAPOLIS, IN 46240
317-547-5580

Food Service Consultant
CINILITTLE
3405 NW 9TH AVENUE #1202
FORT LAUDERDALE, FL 33309
954-846-9600

Code Consultant
FORZA
2502 WEST MECHANIC ST, SUITE C
HARRISONVILLE, MO 64701
816-806-3729

SEAL | DATE 02/03/25

WILLIAM A. BROWNING, JR. REGISTERED No. AR00034154 STATE OF INDIANA ARCHITECT

SHEET ISSUE

1	CONSTRUCTION DOCUMENTS	01/13/25
2	ADDENDUM 01	01/27/25
3	ADDENDUM 02	02/03/25

RATIO

COPYRIGHT NOTICE: THIS ARCHITECTURAL AND ENGINEERING DRAWING IS GIVEN IN CONFIDENCE AND SHALL BE USED ONLY PURSUANT TO THE AGREEMENT WITH RATIO. NO OTHER USE, DISSEMINATION OR DUPLICATION MAY BE MADE WITHOUT PRIOR WRITTEN CONSENT OF RATIO. ALL COMMON LAW RIGHTS OF COPYRIGHT AND OTHERWISE ARE HEREBY SPECIFICALLY RESERVED.

PROJECT NO. 23112.000

SHEET TITLE
SHEET INDEX AND PROJECT LOCATION

SHEET NUMBER
G-002

2/2/2025 10:58:00 PM

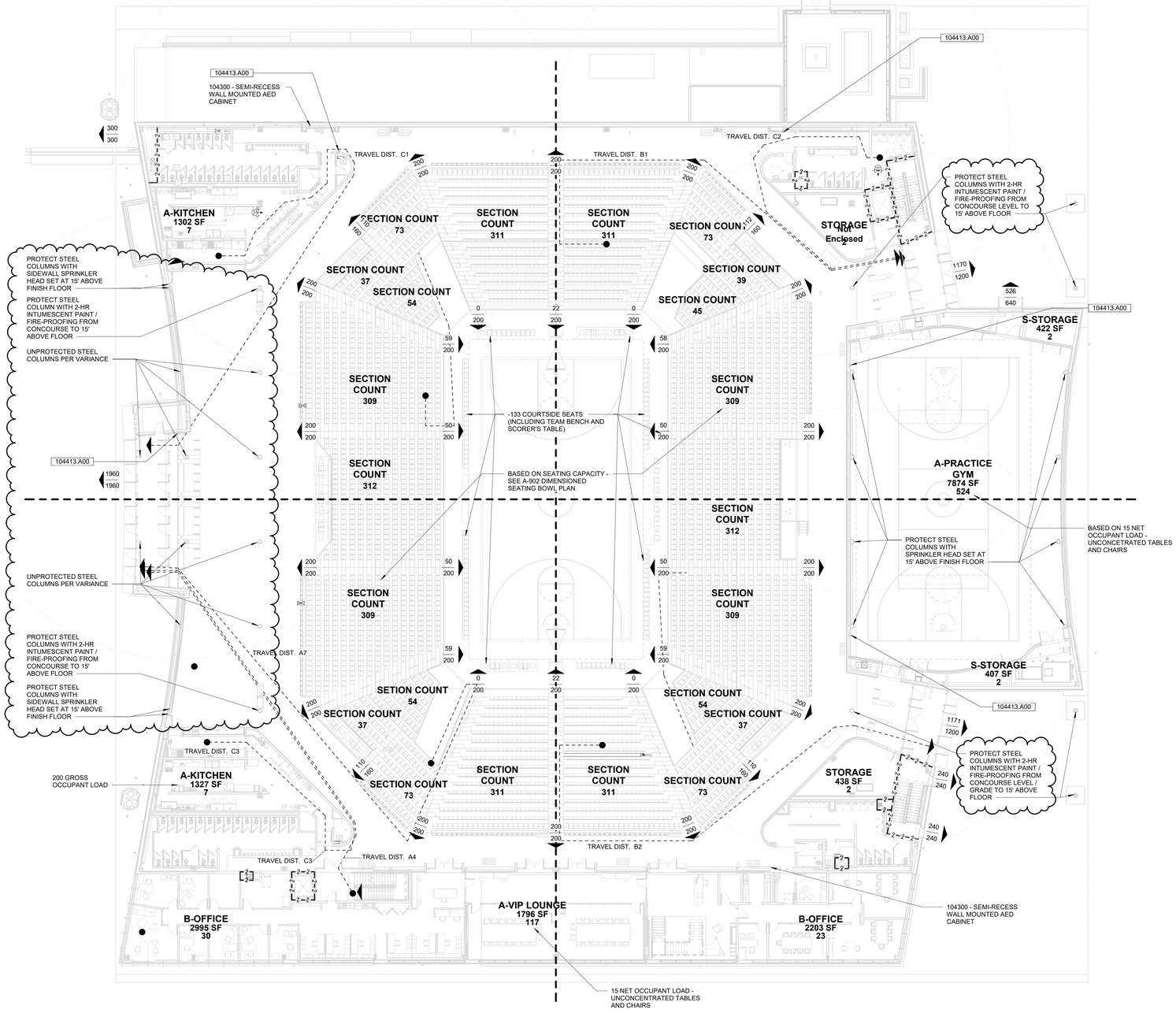

CONCOURSE LEVEL LIFE SAFETY PLAN

A3 / G-006

1/16" = 1'-0"

2/2/2025 10:58:38 PM

GENERAL LIFE SAFETY PLAN NOTES

A. REFER TO SHEET G-004 FOR CODE SUMMARY.
B. REFER TO DOOR SCHEDULE FOR REQUIRED DOOR RATING.
C. REFER TO INTERIOR PARTITION TYPES AND FLOOR PLAN FOR ADDITIONAL PARTITION REQUIREMENTS INCLUDING WALL HEIGHT, UL DESIGN, AND FIRE RATING.
D. REFER TO C100 AND C-SERIES DRAWINGS FOR BUILDING ADJACENCIES AND PROPERTY LINES.
E. REFER TO FLOOR PLANS FOR FIRE EXTINGUISHER LOCATIONS.
F. ALL STEEL COLUMNS ARE TO BE PROTECTED PER THE CODE SUMMARY REQUIREMENTS WITH SPRAY APPLIED FIREPROOFING UNLESS OTHERWISE NOTED ON THE ARCHITECTURAL PLANS AND LIFE SAFETY PLANS.

LIFE SAFETY PLAN LEGEND

RM NAME / 150 SF / 20 — ROOM NAME, AREA & OCCUPANT CAPACITY
EXIT DIRECTION ARROW
45 / 120 — EXIT POPULATION / EXIT CAPACITY [POPULATION]
PATH OF TRAVEL
FIRE RATED WALL
RATING REQUIRED..30-MIN, 1-HR, 2-HR, ETC.
SMOKE BARRIER
RATING IF REQUIRED..1-HR, 2-HR, ETC.
FIRE RATED WALL
PATTERN INDICATES CODE REQUIRED SEPARATION AS NOTED
FIRE BA... — FIRE SEPARATION AND OTHER ANNOTATION SO NOTED
1-HR — FIRE RATED CEILING. RATING AS NOTED...1-HR, 2-HR, ETC.

OCCUPANT LOAD SCHEDULE

FLOOR LEVEL	OCCUPANT LOAD
00-EVENT LEVEL	981
01-CONCOURSE LEVEL	4644
02-UPPER LEVEL	477
	6102

TRAVEL DISTANCE SCHEDULE

EXIT ROUTE	DISTANCE
TRAVEL DIST. A1	167' - 11"
TRAVEL DIST. A2	138' - 10"
TRAVEL DIST. A3	158' - 3"
TRAVEL DIST. A4	248' - 3"
TRAVEL DIST. A5	249' - 6"
TRAVEL DIST. A7	220' - 0"
TRAVEL DIST. B1	171' - 9"
TRAVEL DIST. B2	184' - 0"
TRAVEL DIST. C1	191' - 4"
TRAVEL DIST. C2	119' - 1"
TRAVEL DIST. C3	189' - 8"
TRAVEL DIST. D1	108' - 10"
TRAVEL DIST. D2	121' - 6"

APPROVED VARIANCES

VARIANCE NUMBER	DESCRIPTION
13-xx-xx(a)	
13-xx-xx(b)	
13-xx-xx(c)	
13-xx-xx(d)	
13-xx-xx(e)	

KEYNOTES (SPEC BASED)

061600.A00

104413.A00	FIRE PROTECTION CABINET

IN128 - JAMES T. MORRIS ARENA

Ohio St & N Blackford St
Indianapolis, IN 46202

IU Project NO. 20240127

Owner
INDIANA UNIVERSITY BOARD OF TRUSTEES
2901 EAST DISCOVERY PARKWAY
BLOOMINGTON, IN 47408
812-855-1692

Architect
RATIO
101 SOUTH PENNSYLVANIA STREET
INDIANAPOLIS, IN 46204
317-633-4040

Structural Engineer
FINK ROBERTS AND PETRIE, INC.
3535 EAST 96TH STREET
SUITE 126
INDIANAPOLIS, IN 46240
317-872-8400

Mechanical / Electrical
INTROBA
8250 HAVERSTICK ROAD
SUITE 285
INDIANAPOLIS, IN 46240
800-404-7677

Plumbing Engineer
DLZ
138 N. DELAWARE ST
INDIANAPOLIS, IN 46204
317-633-4120

Acoustics / Technology Engineer
WJHW
7220 W. JEFFERSON AVE
SUITE 216
LAKEWOOD, CO 80235
972-934-3700

Civil Engineer
AMERICAN STRUCTUREPOINT, INC.
9025 RIVER ROAD
SUITE 200
INDIANAPOLIS, IN 46240
317-547-5580

Food Service Consultant
CINILITTLE
3405 NW 9TH AVENUE #1202
FORT LAUDERDALE, FL 33309
954-846-9600

Code Consultant
FORZA
2502 WEST MECHANIC ST, SUITE C
HARRISONVILLE, MO 64701
816-806-3729

SEAL | DATE 02/03/25

WILLIAM A. BROWNE, JR. REGISTERED No. AR00034154 STATE OF INDIANA ARCHITECT

SHEET ISSUE

1	CONSTRUCTION DOCUMENTS	01/13/25
2	ADDENDUM 01	01/27/25
3	ADDENDUM 02	02/03/25

COPYRIGHT NOTICE: THIS ARCHITECTURAL AND ENGINEERING DRAWING IS GIVEN IN CONFIDENCE AND SHALL BE USED ONLY PURSUANT TO THE AGREEMENT WITH RATIO. NO OTHER USE, DISSEMINATION OR REPRODUCTION SHALL OCCUR WITHOUT PRIOR WRITTEN CONSENT OF RATIO. ALL COMMON LAW RIGHTS OF COPYRIGHT AND OTHERWISE ARE HEREBY SPECIFICALLY RESERVED.

PROJECT NO. 23112.000

SHEET TITLE
LIFE SAFETY PLANS

SHEET NUMBER
G-006

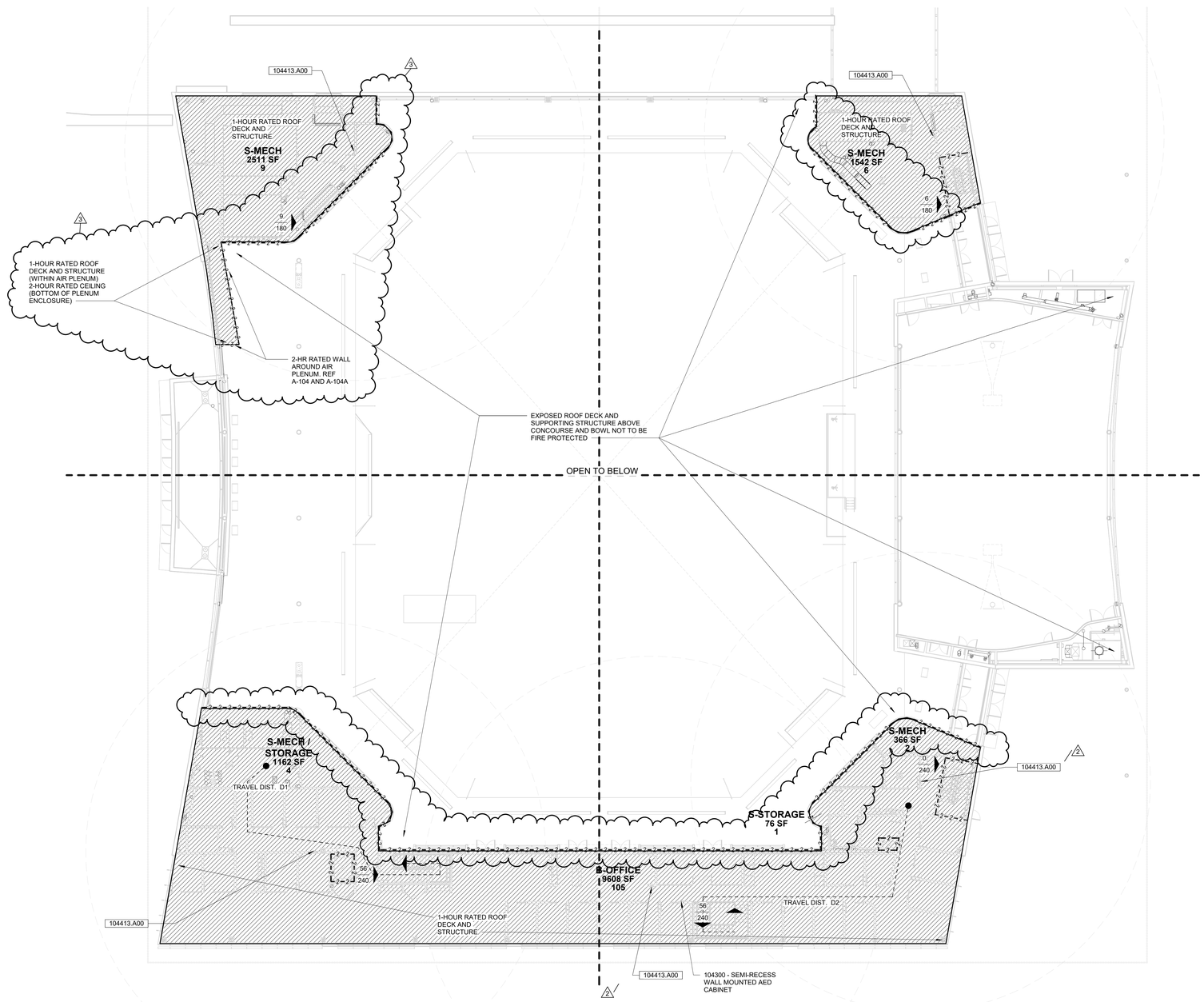

SECOND LEVEL LIFE SAFETY PLAN

1/16" = 1'-0"

GENERAL LIFE SAFETY PLAN NOTES

A. REFER TO SHEET G-004 FOR CODE SUMMARY.
B. REFER TO DOOR SCHEDULE FOR REQUIRED DOOR RATING.
C. REFER TO INTERIOR PARTITION TYPES AND FLOOR PLAN FOR ADDITIONAL PARTITION REQUIREMENTS INCLUDING WALL HEIGHT, UL DESIGN, AND FIRE RATING.
D. REFER TO C100 AND C-SERIES DRAWINGS FOR BUILDING ADJACENCIES AND PROPERTY LINES.
E. REFER TO FLOOR PLANS FOR FIRE EXTINGUISHER LOCATIONS.
F. ALL STEEL COLUMNS ARE TO BE PROTECTED PER THE CODE SUMMARY REQUIREMENTS WITH SPRAY APPLIED FIREPROOFING UNLESS OTHERWISE NOTED ON THE ARCHITECTURAL PLANS AND LIFE SAFETY PLANS.

LIFE SAFETY PLAN LEGEND

RM NAME / 150 SF / 20 — ROOM NAME, AREA & OCCUPANT CAPACITY
EXIT DIRECTION ARROW
45 — EXIT POPULATION
120 — EXIT CAPACITY [POPULATION]
PATH OF TRAVEL
FIRE RATED WALL
RATING REQUIRED..30-MIN, 1-HR, 2-HR, ETC.
SMOKE BARRIER
RATING IF REQUIRED..1-HR, 2-HR, ETC.
FIRE RATED WALL
PATTERN INDICATES CODE REQUIRED SEPARATION AS NOTED
FIRE BA.... — FIRE SEPARATION AND OTHER ANNOTATION SO NOTED
1-HR — FIRE RATED CEILING. RATING AS NOTED...1-HR, 2-HR, ETC.

OCCUPANT LOAD SCHEDULE

FLOOR LEVEL	OCCUPANT LOAD
00-EVENT LEVEL	981
01-CONCOURSE LEVEL	4644
02-UPPER LEVEL	477
	6102

TRAVEL DISTANCE SCHEDULE

EXIT ROUTE	DISTANCE
TRAVEL DIST. A1	167' - 11"
TRAVEL DIST. A2	138' - 10"
TRAVEL DIST. A3	158' - 3"
TRAVEL DIST. A4	248' - 3"
TRAVEL DIST. A5	249' - 6"
TRAVEL DIST. A7	220' - 0"
TRAVEL DIST. B1	171' - 9"
TRAVEL DIST. B2	184' - 0"
TRAVEL DIST. C1	191' - 4"
TRAVEL DIST. C2	119' - 1"
TRAVEL DIST. C3	189' - 8"
TRAVEL DIST. D1	108' - 10"
TRAVEL DIST. D2	121' - 6"

APPROVED VARIANCES

VARIANCE NUMBER	DESCRIPTION
13-xx-xx(a)	
13-xx-xx(b)	
13-xx-xx(c)	
13-xx-xx(d)	
13-xx-xx(e)	

KEYNOTES (SPEC BASED)

061600.A00

104413.A00	FIRE PROTECTION CABINET

IN128 - JAMES T. MORRIS ARENA

Ohio St & N Blackford St
Indianapolis, IN 46202

IU Project NO. 20240127

Owner
INDIANA UNIVERSITY BOARD OF TRUSTEES
2901 EAST DISCOVERY PARKWAY
BLOOMINGTON, IN 47408
812-855-1692

Architect
RATIO
101 SOUTH PENNSYLVANIA STREET
INDIANAPOLIS, IN 46204
317-633-4040

Structural Engineer
FINK ROBERTS AND PETRIE, INC.
3535 EAST 96TH STREET
SUITE 126
INDIANAPOLIS, IN 46240
317-872-8400

Mechanical / Electrical
INTROBA
8250 HAVERSTICK ROAD
SUITE 285
INDIANAPOLIS, IN 46240
800-404-7677

Plumbing Engineer
DLZ
138 N. DELAWARE ST
INDIANAPOLIS, IN 46204
317-633-4120

Acoustics / Technology Engineer
WJHW
7220 W. JEFFERSON AVE
SUITE 216
LAKEWOOD, CO 80235
972-934-3700

Civil Engineer
AMERICAN STRUCTUREPOINT, INC.
9025 RIVER ROAD
SUITE 200
INDIANAPOLIS, IN 46240
317-547-5580

Food Service Consultant
CINILITTLE
3405 NW 9TH AVENUE #1202
FORT LAUDERDALE, FL 33309
954-846-9600

Code Consultant
FORZA
2502 WEST MECHANIC ST, SUITE C
HARRISONVILLE, MO 64701
816-806-3729

SEAL | DATE 02/03/25

WILLIAM A. BROWNE, JR. REGISTERED No. AR00034154 STATE OF INDIANA ARCHITECT

SHEET ISSUE

1	CONSTRUCTION DOCUMENTS	01/13/25
2	ADDENDUM 01	01/27/25
3	ADDENDUM 02	02/03/25

COPYRIGHT NOTICE: THIS ARCHITECTURAL AND ENGINEERING DRAWING IS GIVEN IN CONFIDENCE AND SHALL BE USED ONLY PURSUANT TO THE AGREEMENT WITH RATIO. NO OTHER USE, DISSEMINATION OR DUPLICATION MAY BE MADE WITHOUT PRIOR WRITTEN CONSENT OF RATIO. ALL COMMON LAW RIGHTS OF COPYRIGHT AND OTHERWISE ARE HEREBY SPECIFICALLY RESERVED.

PROJECT NO. 23112.000

SHEET TITLE
LIFE SAFETY PLANS

SHEET NUMBER
G-007

2/3/2025 1:50:22 PM

CONSTRUCTION PLANS
FOR
IN128 - JAMES T. MORRIS ARENA
245 UNIVERSITY BLVD.
INDIANAPOLIS, INDIANA 46202

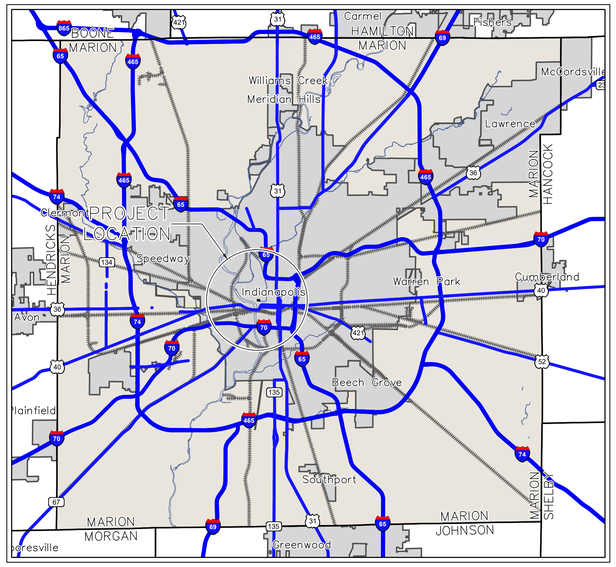

LOCATION MAP
NOT TO SCALE

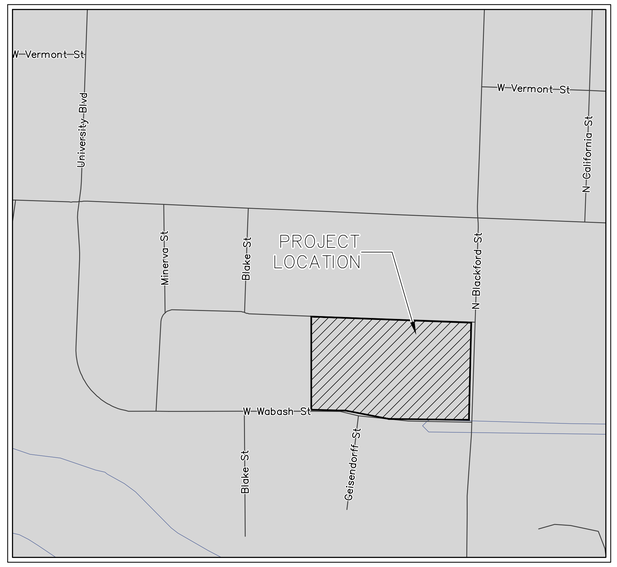

VICINITY MAP
NOT TO SCALE

INDEX	
DESCRIPTION	SHEET No.
TITLE SHEET	C001
GENERAL NOTES	C002
OVERALL EXISTING TOPOGRAPHY	C100
DEMOLITION PLAN	C111–C112
EXCAVATION PLAN	C120
OVERALL SITE PLAN	C200
ROAD PLAN AND PROFILE	C210
OVERALL GRADING PLAN	C300
GRADING PLAN	C301–C302
GRADING PLAN ENLARGEMENTS	C303–C304
OVERALL UTILITY PLAN	C400
UTILITY PLAN	C401–C402
UTILITY ENLARGEMENTS	C403
STRUCTURE DATA TABLES	C404
DUCT BANK CROSSINGS	C405–C406
STORM SEWER PLAN & PROFILES	C410–C416
SANITARY SEWER PLAN & PROFILE	C420
OVERALL EROSION CONTROL PLAN	C500
CONSTRUCTION EROSION CONTROL PLAN	C501–C502
POST–CONSTRUCTION EROSION CONTROL PLAN	C511–C512
SWPPP	C520
WETLANDS MAP	C521
EROSION CONTROL DETAILS	C530
EROSION CONTROL SPECIFICATIONS	C531
SITE DETAILS	C600–C606
WATER DETAILS	C610
SANITARY SEWER DETAILS	C620–C621

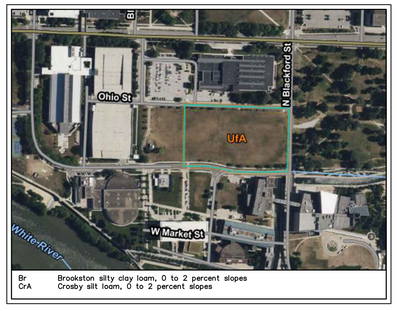

Br	Brookston silty clay loam, 0 to 2 percent slopes
CrA	Crosby silt loam, 0 to 2 percent slopes

SOILS MAP
NOT TO SCALE



FEMA MAP
NOT TO SCALE

WATER QUALITY STRUCTURE SUMMARY TABLE			
NAME:	TYPE	NORTHING:	EASTING:
Q01	CONTECH CASCADE CS–5 WQU	289224.9171	781159.0016
Q02	CONTECH CASCADE CS–5 WQU	289422.6549	781156.0298

SANITARY STRUCTURE SUMMARY TABLE					
PIPE SUMMARY			STRUCTURE SUMMARY		
PIPE SIZE	MATERIAL	LENGTH	TYPE	SIZE	QUANTITY
8"	SDR 26 PVC	240 LF	SANITARY MANHOLE	48"	3

STORM WATER STRUCTURE SUMMARY TABLE					
PIPE SUMMARY			STRUCTURE SUMMARY		
PIPE SIZE	MATERIAL	LENGTH	TYPE	SIZE	QUANTITY
12"	HDPE	262 LF	"E" INLET	30"x30"	1
24"	HDPE	45 LF	"J" INLET	24"x36"	3
12"	RCP	462 LF	"M" INLET	24"x36"	5
15"	RCP	310 LF	"C" MANHOLE	48"	20
18"	RCP	500 LF	"J" MANHOLE	60"	2
24"	RCP	256 LF	NYLOPLAST	30"	5
30"	RCP	43 LF			
84"	UNDERGROUND DETENTION SYSTEM	46,825± CF TOTAL STORAGE			

UTILITY CONTACTS			
UTILITY	COMPANY	CONTACT	PHONE NO.
CABLE TELEVISION	COMCAST	–	–
ELECTRIC	AES INDIANA	–	(317) 446–7907
ELECTRIC	INDIANA UNIVERSITY	P.K. PATEL	(812) 855–7894
FIBER OPTIC	AT&T	CHRIS CARSON	(317) 610–5469
GAS	CITIZENS GAS	RICH MILLER	(317) 927–4684
SANITARY SEWER	CITIZENS ENERGY GROUP	BRAD HOSTETLER JR	(317) 927–4351
STORM SEWER	CITY OF INDIANAPOLIS	JEFF MEID	(317) 327–8583
STEAM & CHILLED WATER	CITIZENS ENERGY GROUP	PHILIP SEARCY	(317) 308–9910
TELEPHONE	VERIZON/MCI	CHRIS REED	(317) 408–3971
TELEPHONE	AT&T	CHRIS CARSON	(317) 610–5469
TELEPHONE	T–MOBILE	MELISSA MORENO	(317) 997–8553
WATER	CITIZENS ENERGY GROUP	RICHARD NEWELL	(317) 927–4377

(REV. 01/31/25)

DEPT. OF BUSINESS AND NEIGHBORHOOD SERVICES (BNS)
CITY–COUNTY BUILDING
200 E. WASHINGTON STREET, SUITE 107
INDIANAPOLIS, INDIANA 46204
(317) 327–8700

GENERAL NOTES:

1. CONTRACTOR SHALL PROTECT AND NOT DESTROY THE PROPERTY CORNER MONUMENTS DURING CONSTRUCTION.
2. CONTRACTOR TO VERIFY LOCATION, SIZE AND DEPTH OF EXISTING UTILITIES PRIOR TO COMMENCING ANY CONSTRUCTION. CONTACT ENGINEER IF VARIATION EXISTS.
3. SEE SHEET C002 GENERAL NOTES FOR MORE INFORMATION.

!! CAUTION !!

THE LOCATIONS OF ALL EXISTING UNDERGROUND UTILITIES SHOWN ON THIS PLAN ARE BASED UPON ABOVE GROUND EVIDENCE (including, but not limited to, manholes, inlets, valves, and marks made upon the ground by others) AND ARE SPECULATIVE IN NATURE. THERE MAY ALSO BE OTHER EXISTING UNDERGROUND UTILITIES FOR WHICH THERE IS NO ABOVE GROUND EVIDENCE OR FOR WHICH NO ABOVE GROUND EVIDENCE WAS OBSERVED. THE EXACT LOCATIONS OF SAID EXISTING UNDERGROUND UTILITIES SHALL BE VERIFIED BY THE CONTRACTOR PRIOR TO ANY AND ALL CONSTRUCTION.

CALL TOLL FREE
"811" OR 1–800–382–5544
– INDIANA UNDERGROUND –

FOR REFERENCE ONLY
NOT FOR CONSTRUCTION

IN128 - JAMES T. MORRIS ARENA

Ohio St & N Blackford St
Indianapolis, IN 46202

IU Project NO. 20240127

Owner
INDIANA UNIVERSITY BOARD OF TRUSTEES
2901 EAST DISCOVERY PARKWAY
BLOOMINGTON, IN 47408
812-855-1692

Architect
RATIO
101 SOUTH PENNSYLVANIA STREET
INDIANAPOLIS, IN 46204
317-633-4040

Structural Engineer
FINK ROBERTS AND PETRIE, INC.
3535 EAST 96TH STREET
SUITE 126
INDIANAPOLIS, IN 46240
317-872-8400

Mechanical / Electrical Engineer
INTROBA
8250 HAVERSTICK ROAD
SUITE 285
INDIANAPOLIS, IN 46240
+1 800-404-7677

Plumbing Engineer
DLZ
138 N. DELAWARE ST
INDIANAPOLIS, IN 46204
317-633-4120

Acoustics / Technology Engineer
WJHW
7220 W. JEFFERSON AVE
SUITE 216
LAKEWOOD, CO 80235
972-934-3700

Civil Engineer
AMERICAN STRUCTUREPOINT, INC.
9025 RIVER ROAD
SUITE 200
INDIANAPOLIS, IN 46240
317-547-5580

Food Service Consultant
CINILITTLE
3405 NW 9TH AVENUE #1202
FORT LAUDERDALE, FL 33309
954-846-9600

Code Consultant
FORZA
2502 WEST MECHANIC ST, SUITE C
HARRISONVILLE, MO 64701
816-806-3729

245 UNIVERSITY BLVD.

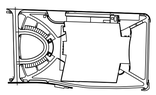

N

KEY PLAN

SEAL | DATE

APPROVAL PENDING
NOT FOR CONSTRUCTION
IN SUBMITTING BIDS IN RELIANCE ON THESE PLANS THE CONTRACTOR ASSUMES ALL RISKS OF ADDITIONAL COSTS OF REVISIONS DUE TO REQUIREMENTS OF THE OWNER OR GOVERNMENTAL AUTHORITIES AND MATERIAL REVISIONS IN THE COURSE OF COMPLETING THE FINAL DESIGN.

SHEET ISSUE

A	BID PACKAGE 1 - SITE EXCAVATION	10/29/2024
B	CONSTRUCTION DOCUMENTS	01/13/2025
C	ADDENDUM 01	01/27/2025
D	ADDENDUM 02	02/03/2025

RATIO

COPYRIGHT NOTICE: THIS ARCHITECTURAL AND ENGINEERING DRAWING IS GIVEN IN CONFIDENCE AND SHALL BE USED ONLY FOR PURPOSES AGREED TO BY RATIO. NO OTHER USE, DISSEMINATION OR DUPLICATION MAY BE MADE WITHOUT PRIOR WRITTEN CONSENT OF RATIO. ALL COMMON LAW RIGHTS OF COPYRIGHT AND OTHERWISE ARE HEREBY SPECIFICALLY RESERVED.

ASI PROJECT NO. 23112.000

SHEET TITLE

TITLE SHEET

SHEET NUMBER

C001

PLOT DATE: 1/31/2025 3:38 PM
PLOT SCALE: 1:1.008
EDIT DATE: 1/31/2025
EDITED BY: TSYLVIA
DRAWING FILE: P:\2023\08770\Drawings\Civil\Construction Documents\2023.08677.CE.C001.TS.dwg

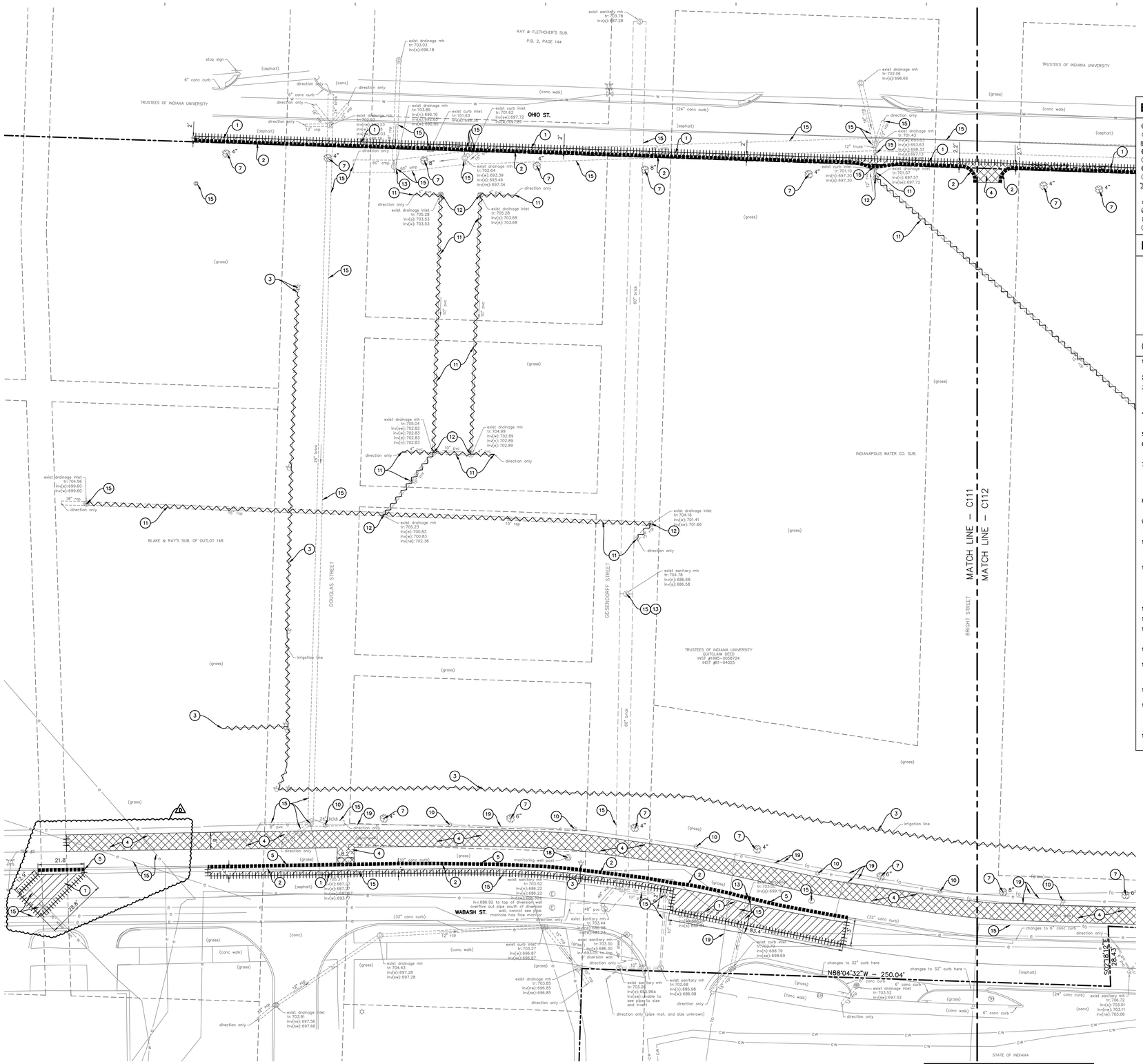

EXISTING LEGEND

Chilled Water MH		Sign	
Clean Out		Sprinkler Control Valve	
Curb Inlet		Telephone Handhole	
Drainage Inlet		Telephone Marker	
Drainage MH		Telephone MH	
Electric Handhole		Transformer	
Electric MH		Tree	
Fire Hydrant		Water Valve	
Guard Post	-ce-	Buried Chilled Water Line	
Light Pole	-e-	Buried Electric Line	
Monitoring Well	-w-	Buried Water Line	
Power Pole	-ohe-	Overhead Electric Line	
Sanitary MH	-fo-	Fiber Optic Line	

DEMOLITION LEGEND

- EXISTING UTILITY TO BE REMOVED
- PAVEMENT TO BE SAWCUT
- EXISTING CURB TO BE REMOVED
- EXISTING ASPHALT AND BASE MATERIAL TO BE REMOVED
- EXISTING CONCRETE AND BASE TO BE REMOVED

KEYNOTES

1. EXISTING ASPHALT PAVEMENT AND BASE MATERIAL TO BE REMOVED (SAWCUT FOR CLEAN EDGE).
2. EXISTING CONCRETE CURB TO BE REMOVED.
3. REMOVE EXISTING IRRIGATION SYSTEM, HEADS, VALVES, ETC. WITHIN THE PROJECT LIMITS. CONTRACTOR SHALL MAKE ADJUSTMENTS, AS NEEDED, TO NOT IMPACT ADJACENT IRRIGATION SYSTEMS.
4. REMOVE EXISTING CONCRETE, BASE, CONCRETE PADS AND OTHER MISCELLANEOUS CONCRETE MATERIAL (SAWCUT FOR CLEAN EDGE).
5. EXISTING COMBINED CURB & GUTTER TO BE REMOVED.
6. EXISTING UTILITY BOX TO BE REMOVED AND RELOCATED. CONTRACTOR TO COORDINATE WITH UTILITY PROVIDER PRIOR TO DEMOLITION SCOPE.
7. EXISTING TREES AND BRUSH TO BE REMOVED. CONTRACTOR TO SEEK OWNER AUTHORIZATION FOR REMOVAL OF ANY HEALTHY HARDWOOD TREES OVER 6" DIA. PROPOSED GRADING NEAR ANY PRESERVED TREES TO BE MODIFIED TO MAINTAIN POSITIVE DRAINAGE. NO TREE TO BE REMOVED WITHIN 2' OF THE PROPERTY LINE
8. EXISTING TELECOMMUNICATIONS MARKER TO BE REMOVED. CONTRACTOR TO COORDINATE WITH UTILITY PROVIDER PRIOR TO DEMOLITION SCOPE OF WORK.
9. EXISTING TOWER/TELECOMMUNICATIONS POLE TO BE REMOVED AND RELOCATED. CONTRACTOR TO COORDINATE WITH UTILITY PROVIDER PRIOR TO DEMOLITION SCOPE.
10. EXISTING LIGHT POLE TO BE REMOVED AND SALVAGED FOR REUSE. COORDINATE SALVAGE EFFORT WITH OWNER AND REFER TO ELECTRICAL PLANS FOR PROPOSED LOCATIONS.
11. EXISTING STORM SEWER TO BE REMOVED IN ENTIRETY TO DOWNSTREAM DRAINAGE STRUCTURE TO CONNECTION POINT. EXISTING STORM MUST BE BULKHEADED WITH MORTAR AND 8" THICK SOLID CONCRETE BRICK WALL AND FILLED WITH FLOWABLE FILL PER SECTION 501.11. CONTRACTOR SHALL FIELD VERIFY STORM SEWER DOES NOT CONVEY OFF-SITE FLOW PRIOR TO REMOVAL.
12. EXISTING DRAINAGE STRUCTURE TO BE REMOVED.
13. ADJUST EXISTING CASTING TO PROPOSED GRADE.
14. EXISTING TELECOMMUNICATIONS HANDHOLE TO BE RELOCATED. CONTRACTOR TO COORDINATE WITH UTILITY PROVIDER PRIOR TO DEMOLITION SCOPE.
15. PROTECT EXISTING UTILITY THROUGHOUT DURATION OF CONSTRUCTION.
16. EXISTING UTILITY POLE TO BE REMOVED AND RELOCATED. ALL ASSOCIATED WIRING TO BE CAPPED OFF AND ABANDONED IN PLACE. CONTRACTOR TO COORDINATE WITH UTILITY PROVIDER PRIOR TO DEMOLITION SCOPE.
17. EXISTING ELECTRICAL EQUIPMENT TO BE REMOVED AND RELOCATED. COORDINATE WITH UTILITY PROVIDER.
18. CONTRACTOR TO COORDINATE REWORK OF WELL MONITORING POST WITH WELL OWNER. WELL POST TO BE REPLACED WITH FLUSH CASTING OR , IF PERMITTED BY OWNER, TO BE ABANDONED PER 312 IAC 13-10 SPECIFICATIONS.
19. EXISTING FIBER OPTIC AND ELECTRICAL SERVICE LINES TO BE PROTECTED AND RELOCATED AS NEEDED PER UTILITY PLAN.

UTILITY CONTACTS

UTILITY	COMPANY	CONTACT	PHONE NO.
CABLE TELEVISION	COMCAST	–	–
ELECTRIC	AES INDIANA	–	(317) 446-7907
ELECTRIC	INDIANA UNIVERSITY	P.K. PATEL	(812) 855-7894
FIBER OPTIC	AT&T	CHRIS CARSON	(317) 610-5469
GAS	CITIZENS GAS	RICH MILLER	(317) 927-4684
SANITARY SEWER	CITIZENS ENERGY GROUP	BRAD HOSTETLER JR	(317) 927-4351
STORM SEWER	CITY OF INDIANAPOLIS	JEFF MEID	(317) 327-8583
STEAM & CHILLED WATER	CITIZENS ENERGY GROUP	PHILIP SEARCY	(317) 308-9910
TELEPHONE	VERIZON/MCI	CHRIS REED	(317) 408-3971
TELEPHONE	AT&T	CHRIS CARSON	(317) 610-5469
TELEPHONE	T-MOBILE	MELISSA MORENO	(317) 997-8553
WATER	CITIZENS ENERGY GROUP	RICHARD NEWELL	(317) 927-4377

(REV. 01/31/25)

GENERAL NOTES:

1. CONTRACTOR SHALL PROTECT AND NOT DESTROY THE PROPERTY CORNER MONUMENTS DURING CONSTRUCTION.
2. CONTRACTOR TO VERIFY LOCATION, SIZE AND DEPTH OF EXISTING UTILITIES PRIOR TO COMMENCING ANY CONSTRUCTION. CONTACT ENGINEER IF VARIATION EXISTS.
3. SEE SHEET C002 GENERAL NOTES FOR MORE INFORMATION.

!! CAUTION !!

THE LOCATIONS OF ALL EXISTING UNDERGROUND UTILITIES SHOWN ON THIS PLAN ARE BASED UPON ABOVE GROUND EVIDENCE (including, but not limited to, manholes, inlets, valves, and marks made upon the ground by others) AND ARE SPECULATIVE IN NATURE. THERE MAY ALSO BE OTHER EXISTING UNDERGROUND UTILITIES FOR WHICH THERE IS NO ABOVE GROUND EVIDENCE OR FOR WHICH NO ABOVE GROUND EVIDENCE WAS OBSERVED. THE EXACT LOCATIONS OF SAID EXISTING UNDERGROUND UTILITIES SHALL BE VERIFIED BY THE CONTRACTOR PRIOR TO ANY AND ALL CONSTRUCTION.

CALL TOLL FREE
"811" OR 1-800-382-5544
– INDIANA UNDERGROUND –

FOR REFERENCE ONLY NOT FOR CONSTRUCTION

SCALE: 1"=20'

IN128 - JAMES T. MORRIS ARENA

Ohio St & N Blackford St
Indianapolis, IN 46202

IU Project NO. 20240127

Owner
INDIANA UNIVERSITY BOARD OF TRUSTEES
2901 EAST DISCOVERY PARKWAY
BLOOMINGTON, IN 47408
812-855-1692

Architect
RATIO
101 SOUTH PENNSYLVANIA STREET
INDIANAPOLIS, IN 46204
317-633-4040

Structural Engineer
FINK ROBERTS AND PETRIE, INC.
3535 EAST 96TH STREET
SUITE 126
INDIANAPOLIS, IN 46240
317-872-8400

Mechanical / Electrical Engineer
INTROBA
8250 HAVERSTICK ROAD
SUITE 285
INDIANAPOLIS, IN 46240
+1 800-404-7677

Plumbing Engineer
DLZ
138 N. DELAWARE ST
INDIANAPOLIS, IN 46204
317-633-4120

Acoustics / Technology Engineer
WJHW
7220 W. JEFFERSON AVE
SUITE 216
LAKEWOOD, CO 80235
972-934-3700

Civil Engineer
AMERICAN STRUCTUREPOINT, INC.
9025 RIVER ROAD
SUITE 200
INDIANAPOLIS, IN 46240
317-547-5580

Food Service Consultant
CINILITTLE
3405 NW 9TH AVENUE #1202
FORT LAUDERDALE, FL 33309
954-846-9600

Code Consultant
FORZA
2502 WEST MECHANIC ST, SUITE C
HARRISONVILLE, MO 64701
816-806-3729

245 UNIVERSITY BLVD.

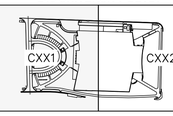

KEY PLAN

SEAL | DATE

APPROVAL PENDING
NOT FOR CONSTRUCTION
IN SUBMITTING BIDS IN RELIANCE ON THESE PLANS THE CONTRACTOR ASSUMES ALL RISKS OF ADDITIONAL COSTS OF REVISIONS DUE TO REQUIREMENTS OF THE OWNER OR GOVERNMENTAL AUTHORITIES AND MATERIAL REVISIONS IN THE COURSE OF COMPLETING THE FINAL DESIGN.

SHEET ISSUE		
A	BID PACKAGE 1 - SITE EXCAVATION	10/29/2024
B	CONSTRUCTION DOCUMENTS	01/13/2025
C	ADDENDUM 01	01/27/2025
D	ADDENDUM 02	02/03/2025

RATIO

COPYRIGHT NOTICE: THE ARCHITECTURAL WORKS ON THESE DRAWINGS ARE CONFIDENTIAL AND SHALL BE USED ONLY PURSUANT TO THE AGREEMENT WITH RATIO. NO OTHER USE, DISSEMINATION OR DUPLICATION MAY BE MADE WITHOUT PRIOR WRITTEN CONSENT OF RATIO. ALL COMMON LAW RIGHTS OF COPYRIGHT AND OTHERWISE ARE HEREBY SPECIFICALLY RESERVED.

ASI PROJECT NO. 23112.000

SHEET TITLE

DEMOLITION PLAN

SHEET NUMBER

C111

PLOT DATE: 1/31/2025 3:38 PM
PLOT SCALE: 1:1.008
EDIT DATE: 1/31/2025
EDITED BY: TSYLVIA
DRAWING FILE: P:\2022\20087\D Drawings\Civil\Construction Documents\2023.00877.CE.C111.DP.dwg

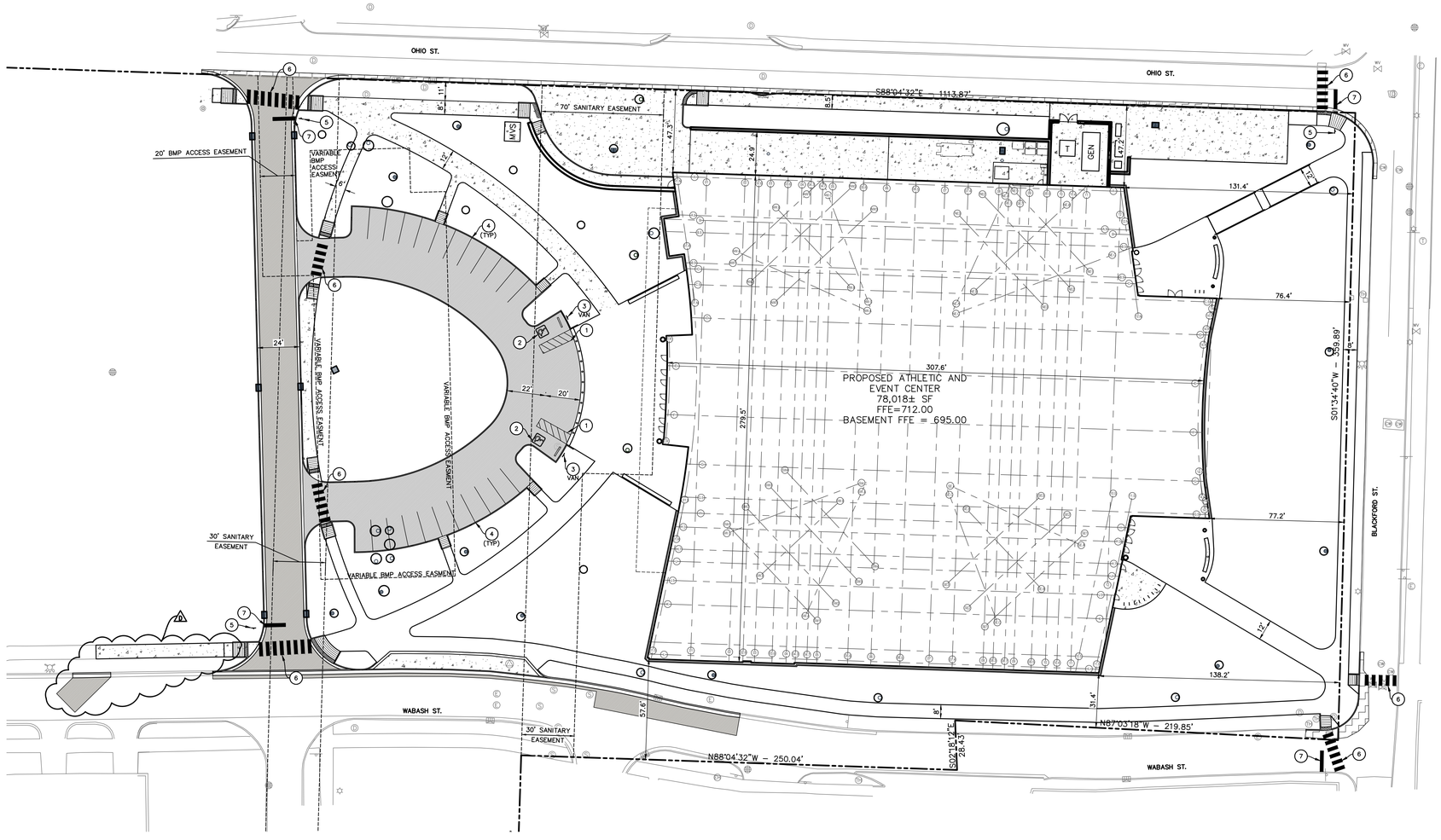

0' 30' 60'

SCALE: 1"=30'

EXISTING LEGEND

Chilled Water MH		Sign	
Clean Out		Sprinkler Control Valve	
Curb Inlet		Telephone Handhole	
Drainage Inlet		Telephone Marker	
Drainage MH		Telephone MH	
Electric Handhole		Transformer	
Electric MH		Tree	
Fire Hydrant		Water Valve	
Guard Post	–ce–	Buried Chilled Water Line	
Light Pole	–e–	Buried Electric Line	
Monitoring Well	–w–	Buried Water Line	
Power Pole	–ohe–	Overhead Electric Line	
Sanitary MH	–fo–	Fiber Optic Line	

SITE LEGEND

- ASPHALT PAVEMENT, MEDIUM DUTY (REFER TO LANDSCAPE PLAN FOR DETAILS)
- ASPHALT PAVEMENT, ROW (REFER TO LANDSCAPE PLAN FOR DETAILS)
- CONCRETE PAVEMENT (REFER TO LANDSCAPE PLAN FOR DETAILS)

SITE DATA TABLE

SITE ZONING:	UQ1
PROJECT AREA:	5.36± ACRES
BUILDING AREA:	77,943 SF
SITE IMPERVIOUS AREA:	3.35± ACRES
STANDARD PARKING (9'x20'):	34
ADA PARKING PROVIDED: (INCLUDES 2 VAN ACCESSIBLE)	2
TOTAL PROPOSED PARKING:	36
BICYCLE PARKING:	24

KEYNOTES

1. ADA PARKING SPACE (4" BLUE PAINT STRIPE)
2. ADA PARKING SYMBOL
3. ADA ACCESSIBLE PARKING SIGN
4. PARKING SPACE (4" WHITE PAINT STRIPE)
5. STOP SIGN
6. PEDESTRIAN CROSSWALK (WHITE, THERMOPLASTIC)
7. 24" STOP BAR (WHITE, THERMOPLASTIC)

GENERAL NOTE: REFER TO LANDSCAPE PLANS AND DETAILS FOR FURTHER SITE FEATURE INFORMATION.

GENERAL NOTES:

1. CONTRACTOR SHALL PROTECT AND NOT DESTROY THE PROPERTY CORNER MONUMENTS DURING CONSTRUCTION.
2. CONTRACTOR TO VERIFY LOCATION, SIZE AND DEPTH OF EXISTING UTILITIES PRIOR TO COMMENCING ANY CONSTRUCTION. CONTACT ENGINEER IF VARIATION EXISTS.
3. SEE SHEET C002 GENERAL NOTES FOR MORE INFORMATION.

!! CAUTION !!

THE LOCATIONS OF ALL EXISTING UNDERGROUND UTILITIES SHOWN ON THIS PLAN ARE BASED UPON ABOVE GROUND EVIDENCE (including, but not limited to, manholes, inlets, valves, and marks made upon the ground by others) AND ARE SPECULATIVE IN NATURE. THERE MAY ALSO BE OTHER EXISTING UNDERGROUND UTILITIES FOR WHICH THERE IS NO ABOVE GROUND EVIDENCE OR FOR WHICH NO ABOVE GROUND EVIDENCE WAS OBSERVED. THE EXACT LOCATIONS OF SAID EXISTING UNDERGROUND UTILITIES SHALL BE VERIFIED BY THE CONTRACTOR PRIOR TO ANY AND ALL CONSTRUCTION.

CALL TOLL FREE
"811" OR 1–800–382–5544
– INDIANA UNDERGROUND –

FOR REFERENCE ONLY NOT FOR CONSTRUCTION

IN128 - JAMES T. MORRIS ARENA

Ohio St & N Blackford St
Indianapolis, IN 46202

IU Project NO. 20240127

Owner
INDIANA UNIVERSITY BOARD OF TRUSTEES
2901 EAST DISCOVERY PARKWAY
BLOOMINGTON, IN 47408
812-855-1692

Architect
RATIO
101 SOUTH PENNSYLVANIA STREET
INDIANAPOLIS, IN 46204
317-633-4040

Structural Engineer
FINK ROBERTS AND PETRIE, INC.
3535 EAST 96TH STREET
SUITE 126
INDIANAPOLIS, IN 46240
317-872-8400

Mechanical / Electrical Engineer
INTROBA
8250 HAVERSTICK ROAD
SUITE 285
INDIANAPOLIS, IN 46240
+1 800-404-7677

Plumbing Engineer
DLZ
138 N. DELAWARE ST
INDIANAPOLIS, IN 46204
317-633-4120

Acoustics / Technology Engineer
WJHW
7220 W. JEFFERSON AVE
SUITE 216
LAKEWOOD, CO 80235
972-934-3700

Civil Engineer
AMERICAN STRUCTUREPOINT, INC.
9025 RIVER ROAD
SUITE 200
INDIANAPOLIS, IN 46240
317-547-5580

Food Service Consultant
CINILITTLE
3405 NW 9TH AVENUE #1202
FORT LAUDERDALE, FL 33309
954-846-9600

Code Consultant
FORZA
2502 WEST MECHANIC ST, SUITE C
HARRISONVILLE, MO 64701
816-806-3729

245 UNIVERSITY BLVD.

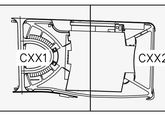

KEY PLAN

SEAL | DATE

APPROVAL PENDING
NOT FOR CONSTRUCTION
IN SUBMITTING BIDS IN RELIANCE ON THESE PLANS THE CONTRACTOR ASSUMES ALL RISKS OF ADDITIONAL COSTS OF REVISIONS DUE TO REQUIREMENTS OF THE OWNER OR GOVERNMENTAL AUTHORITIES AND MATERIAL REVISIONS IN THE COURSE OF COMPLETING THE FINAL DESIGN.

SHEET ISSUE

A	BID PACKAGE 1 - SITE EXCAVATION	10/29/2024
B	CONSTRUCTION DOCUMENTS	01/13/2025
C	ADDENDUM 01	01/27/2025
D	ADDENDUM 02	02/03/2025

COPYRIGHT NOTICE: THIS ARCHITECTURAL AND ENGINEERING DRAWING IS GIVEN IN CONFIDENCE AND SHALL BE USED ONLY FOR PURPOSES CONSISTENT WITH RATIO. NO OTHER USE, DISSEMINATION OR DUPLICATION MAY BE MADE WITHOUT PRIOR WRITTEN CONSENT OF RATIO. ALL COMMON LAW RIGHTS OF COPYRIGHT AND OTHERWISE ARE HEREBY SPECIFICALLY RESERVED.

ASI PROJECT NO. 23112.000

SHEET TITLE

OVERALL SITE PLAN

SHEET NUMBER

C200

PLOT DATE: 1/31/2025 3:52 PM
PLOT SCALE: 1:1.008
EDIT DATE: 1/31/2025
EDITED BY: TSYLJA
DRAWING FILE: P:\2023\0087\10. Drawings\Civil\Construction Documents\2023.00877.CE.C200.DSP.dwg

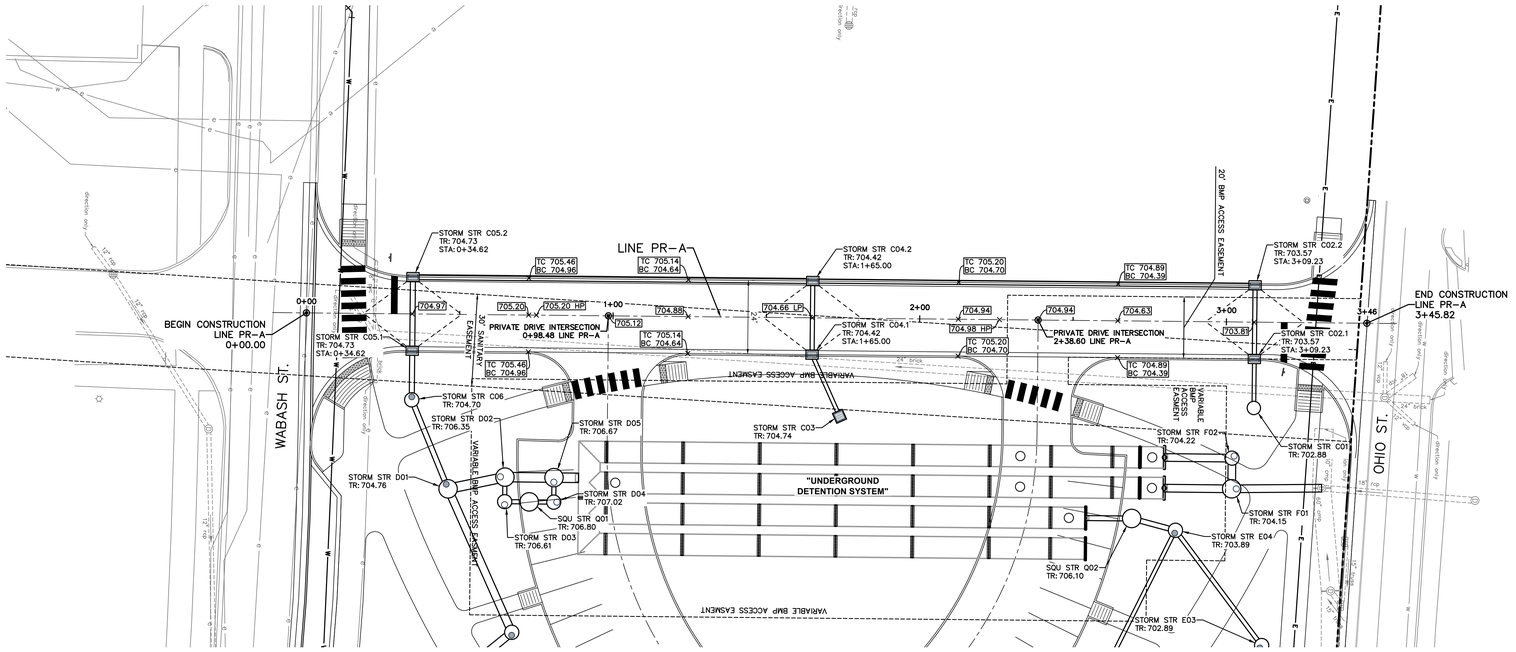

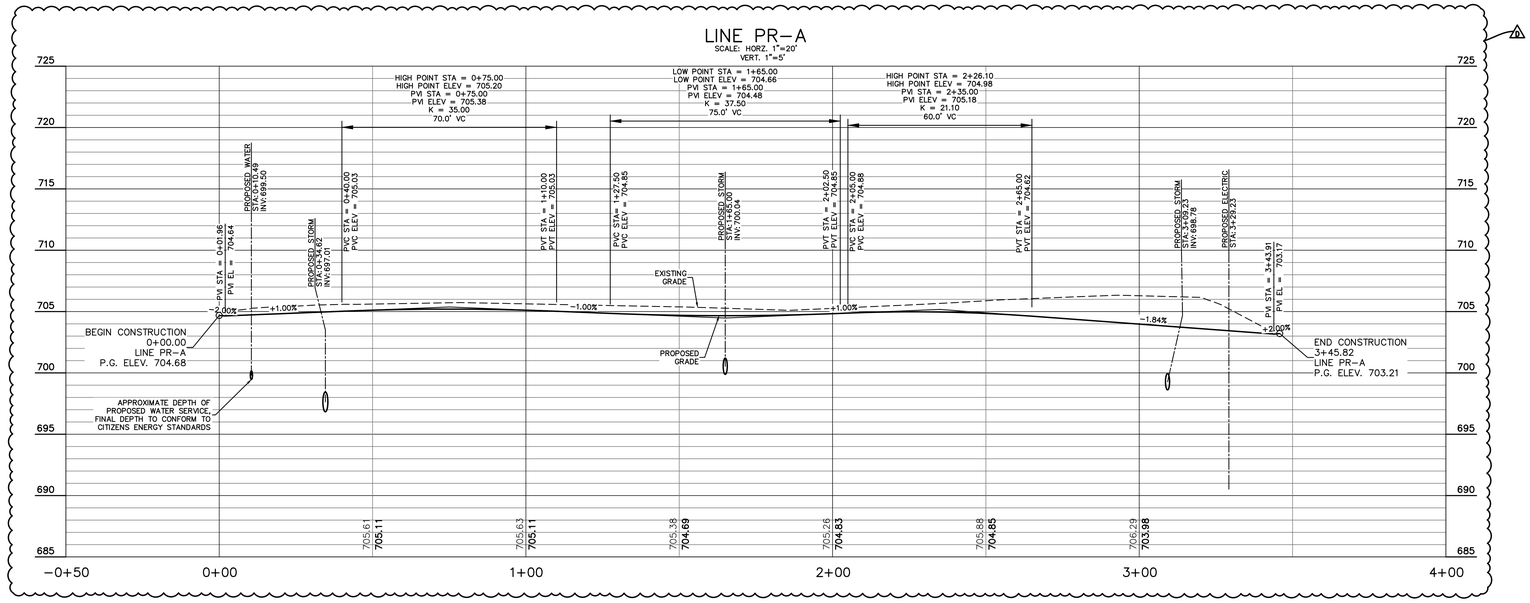

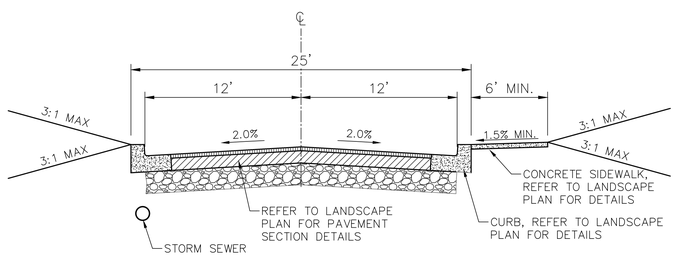

TYPICAL SECTION
N.T.S.

UTILITY CONTACTS			
UTILITY	COMPANY	CONTACT	PHONE NO.
CABLE TELEVISION	COMCAST	–	–
ELECTRIC	AES INDIANA	–	(317) 446-7907
ELECTRIC	INDIANA UNIVERSITY	P.K. PATEL	(812) 855-7894
FIBER OPTIC	AT&T	CHRIS CARSON	(317) 610-5469
GAS	CITIZENS GAS	RICH MILLER	(317) 927-4684
SANITARY SEWER	CITIZENS ENERGY GROUP	BRAD HOSTETLER JR	(317) 927-4351
STORM SEWER	CITY OF INDIANAPOLIS	JEFF MEID	(317) 327-8583
STEAM & CHILLED WATER	CITIZENS ENERGY GROUP	PHILIP SEARCY	(317) 308-9910
TELEPHONE	VERIZON/MCI	CHRIS REED	(317) 408-3971
TELEPHONE	AT&T	CHRIS CARSON	(317) 610-5469
TELEPHONE	T-MOBILE	MELISSA MORENO	(317) 997-8553
WATER	CITIZENS ENERGY GROUP	RICHARD NEWELL	(317) 927-4377

(REV. 01/31/25)

GENERAL NOTES:

1. CONTRACTOR SHALL PROTECT AND NOT DESTROY THE PROPERTY CORNER MONUMENTS DURING CONSTRUCTION.
2. CONTRACTOR TO VERIFY LOCATION, SIZE AND DEPTH OF EXISTING UTILITIES PRIOR TO COMMENCING ANY CONSTRUCTION. CONTACT ENGINEER IF VARIATION EXISTS.
3. SEE SHEET C002 GENERAL NOTES FOR MORE INFORMATION.

!! CAUTION !!

THE LOCATIONS OF ALL EXISTING UNDERGROUND UTILITIES SHOWN ON THIS PLAN ARE BASED UPON ABOVE GROUND EVIDENCE (including, but not limited to, manholes, inlets, valves, and marks made upon the ground by others) AND ARE SPECULATIVE IN NATURE. THERE MAY ALSO BE OTHER EXISTING UNDERGROUND UTILITIES FOR WHICH THERE IS NO ABOVE GROUND EVIDENCE OR FOR WHICH NO ABOVE GROUND EVIDENCE WAS OBSERVED. THE EXACT LOCATIONS OF SAID EXISTING UNDERGROUND UTILITIES SHALL BE VERIFIED BY THE CONTRACTOR PRIOR TO ANY AND ALL CONSTRUCTION.

CALL TOLL FREE
"811" OR 1-800-382-5544
– INDIANA UNDERGROUND –

FOR REFERENCE ONLY
NOT FOR CONSTRUCTION

0' 20' 40'
SCALE: 1"=20'

EXISTING LEGEND

CW	Chilled Water MH	—|—	Sign
◎	Clean Out		Sprinkler Control Valve
	Curb Inlet	TH	Telephone Handhole
	Drainage Inlet		Telephone Marker
D	Drainage MH	T	Telephone MH
E	Electric Handhole		Transformer
E	Electric MH		Tree
	Fire Hydrant		Water Valve
•	Guard Post	—cw—	Buried Chilled Water Line
☼	Light Pole	—e—	Buried Electric Line
MW	Monitoring Well	—w—	Buried Water Line
	Power Pole	—ohe—	Overhead Electric Line
S	Sanitary MH	—fo—	Fiber Optic Line

BENCHMARK DATA

(NAVD 88 DATUM)

TBM #1
CHISELED "X" ON SOUTHWEST CORNER OF TRANSFORMER PAD, EAST SIDE OF BLACKFORD ST., AT SOUTHWEST CORNER OF MILITARY PARK.
ELEV: 708.27

TBM #2
CHISELED "X" ON SOUTH–SOUTH EAST BOLT OF FIRE HYDRANT, NORTH SIDE OF WABASH ST., ACROSS STREET FROM ELECTRIC SUBSTATION.
ELEV: 707.19'

IN128 - JAMES T. MORRIS ARENA

Ohio St & N Blackford St
Indianapolis, IN 46202

IU Project NO. 20240127

Owner
INDIANA UNIVERSITY BOARD OF TRUSTEES
2901 EAST DISCOVERY PARKWAY
BLOOMINGTON, IN 47408
812-855-1692

Architect
RATIO
101 SOUTH PENNSYLVANIA STREET
INDIANAPOLIS, IN 46204
317-633-4040

Structural Engineer
FINK ROBERTS AND PETRIE, INC.
3535 EAST 96TH STREET
SUITE 126
INDIANAPOLIS, IN 46240
317-872-8400

Mechanical / Electrical Engineer
INTROBA
8250 HAVERSTICK ROAD
SUITE 285
INDIANAPOLIS, IN 46240
+1 800-404-7677

Plumbing Engineer
DLZ
138 N. DELAWARE ST
INDIANAPOLIS, IN 46204
317-633-4120

Acoustics / Technology Engineer
WJHW
7220 W. JEFFERSON AVE
SUITE 216
LAKEWOOD, CO 80235
972-934-3700

Civil Engineer
AMERICAN STRUCTUREPOINT, INC.
9025 RIVER ROAD
SUITE 200
INDIANAPOLIS, IN 46240
317-547-5580

Food Service Consultant
CINILITTLE
3405 NW 9TH AVENUE #1202
FORT LAUDERDALE, FL 33309
954-846-9600

Code Consultant
FORZA
2502 WEST MECHANIC ST, SUITE C
HARRISONVILLE, MO 64701
816-806-3729

245 UNIVERSITY BLVD.

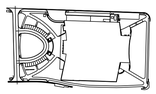

KEY PLAN

SEAL | DATE

APPROVAL PENDING
NOT FOR CONSTRUCTION
IN SUBMITTING BIDS IN RELIANCE ON THESE PLANS THE CONTRACTOR ASSUMES ALL RISKS OF ADDITIONAL COSTS OF REVISIONS DUE TO REQUIREMENTS OF THE OWNER OR GOVERNMENTAL AUTHORITIES AND MATERIAL REVISIONS IN THE COURSE OF COMPLETING THE FINAL DESIGN.

SHEET ISSUE

A	BID PACKAGE 1 - SITE EXCAVATION	10/29/2024
B	CONSTRUCTION DOCUMENTS	01/13/2025
C	ADDENDUM 01	01/27/2025
D	ADDENDUM 02	02/03/2025

COPYRIGHT NOTICE: THIS ARCHITECTURAL AND ENGINEERING DRAWING IS GIVEN IN CONFIDENCE AND SHALL BE USED ONLY PURSUANT TO THE AGREEMENT WITH RATIO. NO OTHER USE, DISSEMINATION OR DUPLICATION MAY BE MADE WITHOUT PRIOR WRITTEN CONSENT OF RATIO. ALL COMMON LAW RIGHTS OF COPYRIGHT AND OTHERWISE ARE HEREBY SPECIFICALLY RESERVED.

ASI PROJECT NO. 23112.000

SHEET TITLE

ROAD PLAN AND PROFILE

SHEET NUMBER

C210

PLOT DATE: 1/31/2025 3:39 PM
PLOT SCALE: 1:1.008
EDIT DATE: 1/31/2025
EDITED BY: TSYLVIA
DRAWING FILE: P:\2023\0087\D_Drawings\Civil\Construction Documents\s2023 0087 7 CE C210 ROPP.dwg

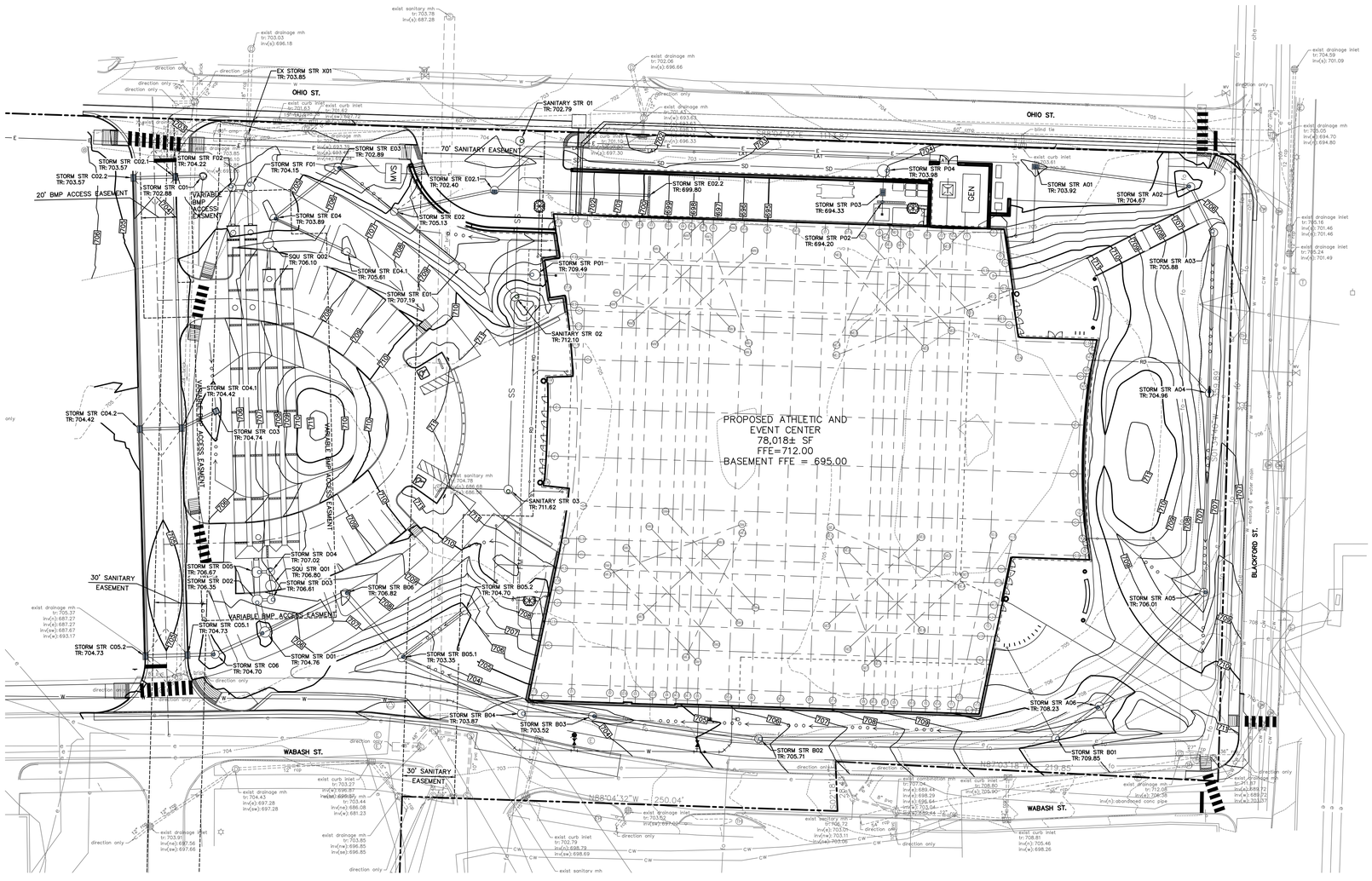

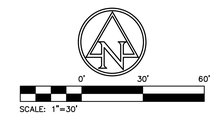

EXISTING LEGEND

Chilled Water MH	Sign
Clean Out	Sprinkler Control Valve
Curb Inlet	Telephone Handhole
Drainage Inlet	Telephone Marker
Drainage MH	Telephone MH
Electric Handhole	Transformer
Electric MH	Tree
Fire Hydrant	Water Valve
Guard Post	Buried Chilled Water Line
Light Pole	Buried Electric Line
Monitoring Well	Buried Water Line
Power Pole	Overhead Electric Line
Sanitary MH	Fiber Optic Line

BENCHMARK DATA

(NAVD 88 DATUM)

TBM #1
CHISELED "X" ON SOUTHWEST CORNER OF TRANSFORMER PAD, EAST SIDE OF BLACKFORD ST., AT SOUTHWEST CORNER OF MILITARY PARK.
ELEV: 708.27

TBM #2
CHISELED "X" ON SOUTH-SOUTH EAST BOLT OF FIRE HYDRANT, NORTH SIDE OF WABASH ST., ACROSS STREET FROM ELECTRIC SUBSTATION.
ELEV: 707.19'

GRADING LEGEND

ME	MATCH EXISTING
FL	FLOWLINE
BC	BOTTOM OF CURB
TC	TOP OF CURB
HP	HIGH POINT
LP	LOW POINT
000	CONTOURS
	SWALE
TC 000.50 BC 000.00	CURB ELEVATIONS
000.00	SPOT ELEVATIONS
	FLOW ARROW
	STORM SEWER LINE
	PAVEMENT UNDERDRAIN
	STRUCTURES
	RIDGE LINE



GRADING WALL DETAIL*
NOT TO SCALE

TW: TOP OF WALL
FGU: FINISH GRADE AT UPPER SIDE OF WALL
FGL: FINISH GRADE AT LOWER SIDE OF WALL
*TOP OF WALL AND FINISHED GROUND ELEVATIONS PER CIVIL, REFER TO STRUCTURAL PLANS FOR ALL OTHER ADDITIONAL INFORMATION.

GENERAL NOTES:

1. CONTRACTOR SHALL PROTECT AND NOT DESTROY THE PROPERTY CORNER MONUMENTS DURING CONSTRUCTION.
2. CONTRACTOR TO VERIFY LOCATION, SIZE AND DEPTH OF EXISTING UTILITIES PRIOR TO COMMENCING ANY CONSTRUCTION. CONTACT ENGINEER IF VARIATION EXISTS.
3. SEE SHEET C002 GENERAL NOTES FOR MORE INFORMATION.

!! CAUTION !!

THE LOCATIONS OF ALL EXISTING UNDERGROUND UTILITIES SHOWN ON THIS PLAN ARE BASED UPON ABOVE GROUND EVIDENCE (including, but not limited to, manholes, inlets, valves, and marks made upon the ground by others) AND ARE SPECULATIVE IN NATURE. THERE MAY ALSO BE OTHER EXISTING UNDERGROUND UTILITIES FOR WHICH THERE IS NO ABOVE GROUND EVIDENCE OR FOR WHICH NO ABOVE GROUND EVIDENCE WAS OBSERVED. THE EXACT LOCATIONS OF SAID EXISTING UNDERGROUND UTILITIES SHALL BE VERIFIED BY THE CONTRACTOR PRIOR TO ANY AND ALL CONSTRUCTION.

CALL TOLL FREE
"811" OR 1-800-382-5544
– INDIANA UNDERGROUND –

FOR REFERENCE ONLY
NOT FOR CONSTRUCTION

IN128 - JAMES T. MORRIS ARENA

Ohio St & N Blackford St
Indianapolis, IN 46202

IU Project NO. 20240127

Owner
INDIANA UNIVERSITY BOARD OF TRUSTEES
2901 EAST DISCOVERY PARKWAY
BLOOMINGTON, IN 47408
812-855-1692

Architect
RATIO
101 SOUTH PENNSYLVANIA STREET
INDIANAPOLIS, IN 46204
317-633-4040

Structural Engineer
FINK ROBERTS AND PETRIE, INC.
3535 EAST 96TH STREET
SUITE 126
INDIANAPOLIS, IN 46240
317-872-8400

Mechanical / Electrical Engineer
INTROBA
8250 HAVERSTICK ROAD
SUITE 285
INDIANAPOLIS, IN 46240
+1 800-404-7677

Plumbing Engineer
DLZ
138 N. DELAWARE ST
INDIANAPOLIS, IN 46204
317-633-4120

Acoustics / Technology Engineer
WJHW
7220 W. JEFFERSON AVE
SUITE 216
LAKEWOOD, CO 80235
972-934-3700

Civil Engineer
AMERICAN STRUCTUREPOINT, INC.
9025 RIVER ROAD
SUITE 200
INDIANAPOLIS, IN 46240
317-547-5580

Food Service Consultant
CINILITTLE
3405 NW 9TH AVENUE #1202
FORT LAUDERDALE, FL 33309
954-846-9600

Code Consultant
FORZA
2502 WEST MECHANIC ST, SUITE C
HARRISONVILLE, MO 64701
816-806-3729

245 UNIVERSITY BLVD.



KEY PLAN

SEAL | DATE

APPROVAL PENDING
NOT FOR CONSTRUCTION
IN SUBMITTING BIDS IN RELIANCE ON THESE PLANS THE CONTRACTOR ASSUMES ALL RISKS OF ADDITIONAL COSTS OF REVISIONS DUE TO REQUIREMENTS OF THE OWNER OR GOVERNMENTAL AUTHORITIES AND MATERIAL REVISIONS IN THE COURSE OF COMPLETING THE FINAL DESIGN.

SHEET ISSUE

A	BID PACKAGE 1 - SITE EXCAVATION	10/29/2024
B	CONSTRUCTION DOCUMENTS	01/13/2025
C	ADDENDUM 01	01/27/2025
D	ADDENDUM 02	02/03/2025

COPYRIGHT NOTICE: THIS ARCHITECTURAL AND ENGINEERING DRAWING IS GIVEN IN CONFIDENCE AND SHALL BE USED ONLY PURSUANT TO THE AGREEMENT WITH RATIO. UNAUTHORIZED REPRODUCTION OR DUPLICATION MAY BE MADE WITHOUT PRIOR WRITTEN CONSENT OF RATIO. ALL COMMON LAW RIGHTS OF COPYRIGHT AND OTHERWISE ARE HEREBY SPECIFICALLY RESERVED.

ASI PROJECT NO. 23112.000

SHEET TITLE

OVERALL GRADING PLAN

SHEET NUMBER

C300

PLOT DATE: 1/31/2025 3:33 PM
PLOT SCALE: 1:1.008
EDIT DATE: 1/31/2025
EDITED BY: TSYUJIA
DRAWING FILE: P:\2023\09377\D. Drawings\Civil\Construction Documents\2023.09377.CE.C300.OGP.dwg

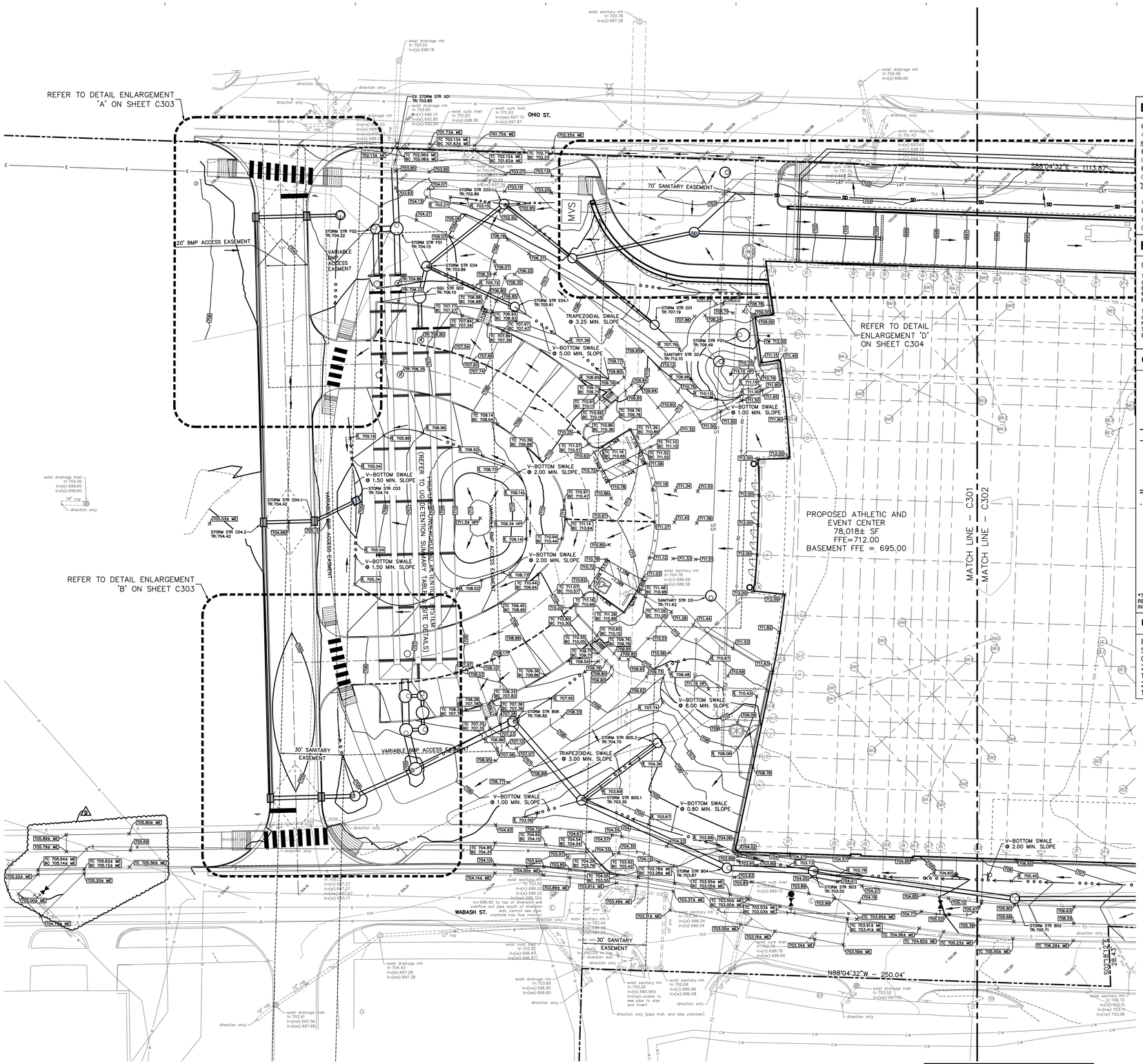
REFER TO DETAIL ENLARGEMENT 'A' ON SHEET C303
REFER TO DETAIL ENLARGEMENT 'B' ON SHEET C303
REFER TO DETAIL ENLARGEMENT 'D' ON SHEET C304
OHIO ST.
WABASH ST.
20' BMP ACCESS EASEMENT
VARIABLE BMP ACCESS EASEMENT
70' SANITARY EASEMENT
30' SANITARY EASEMENT
MVS
PROPOSED ATHLETIC AND EVENT CENTER
78,018± SF
FFE=712.00
BASEMENT FFE = 695.00
MATCH LINE - C301
MATCH LINE - C302
S88°04'32"E - 1113.87'
N88°04'32"W - 250.04'
S02°13'11"E
28.45'
TRAPEZOIDAL SWALE @ 3.25 MIN. SLOPE
V-BOTTOM SWALE @ 5.00 MIN. SLOPE
V-BOTTOM SWALE @ 1.00 MIN. SLOPE
V-BOTTOM SWALE @ 2.00 MIN. SLOPE
V-BOTTOM SWALE @ 1.50 MIN. SLOPE
V-BOTTOM SWALE @ 8.00 MIN. SLOPE
TRAPEZOIDAL SWALE @ 3.00 MIN. SLOPE
V-BOTTOM SWALE @ 0.80 MIN. SLOPE
(REFER TO UG DETENTION SUMMARY TABLE FOR SITE DETAILS)
EX STORM STR X01
STORM STR F02
STORM STR F01
STORM STR E03
STORM STR E04
STORM STR E04.1
SQU STR G02
STORM STR E01
STORM STR P01
SANITARY STR 02
STORM STR C04.1
STORM STR C04.2
STORM STR C03
SANITARY STR 03
STORM STR B06
STORM STR B05.2
STORM STR B05.1
STORM STR B04
STORM STR B03
STORM STR B02
SANITARY STR 01
STORM STR A01
STORM STR A02
STORM STR A03
STORM STR A04
STORM STR A05
STORM STR A06
STORM STR A07
STORM STR A08
STORM STR A09
STORM STR A10
STORM STR A11
STORM STR A12
STORM STR A13
STORM STR

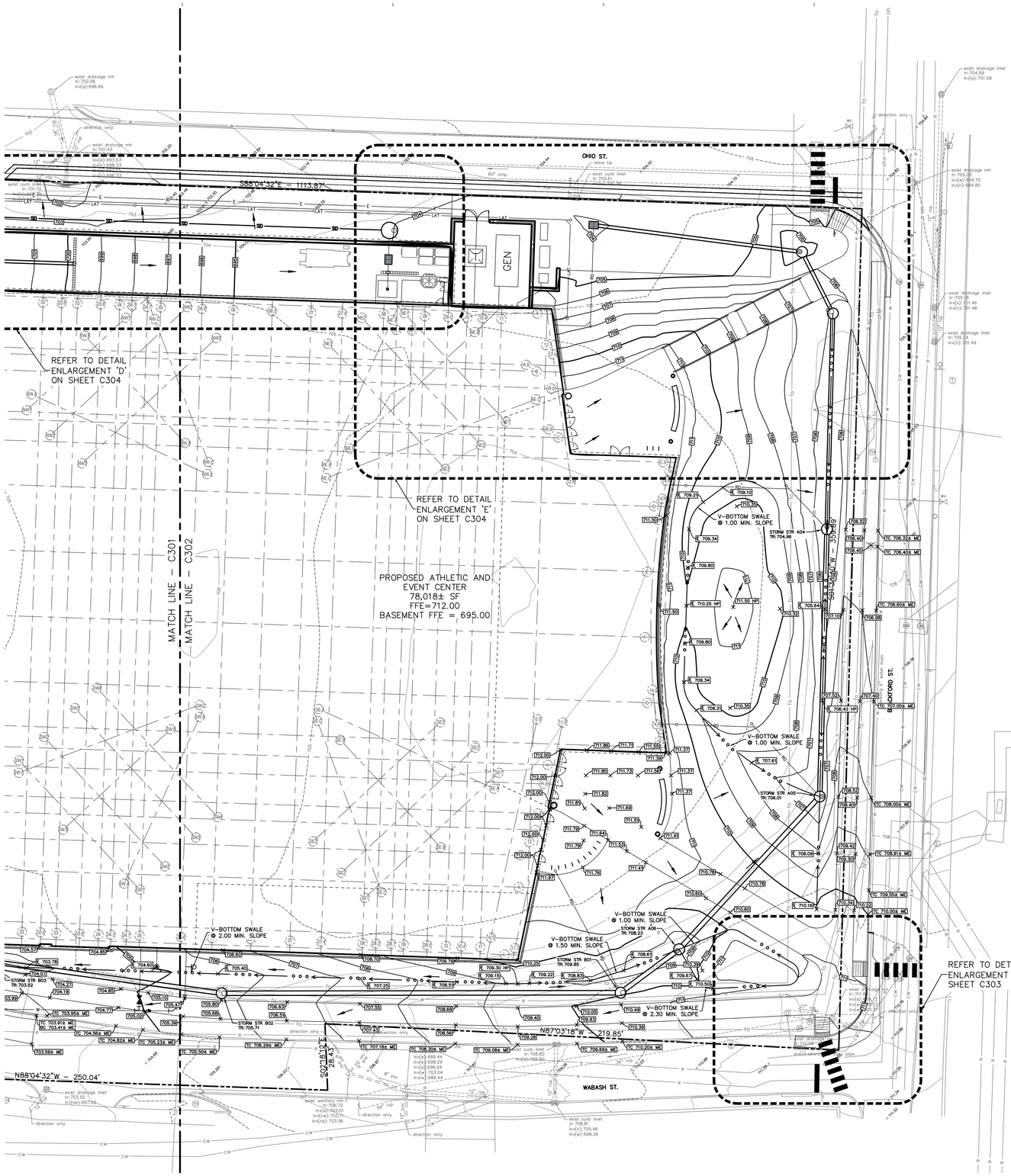

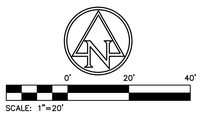

EXISTING LEGEND

Chilled Water MH	Sign
Clean Out	Sprinkler Control Valve
Curb Inlet	Telephone Handhole
Drainage Inlet	Telephone Marker
Drainage MH	Telephone MH
Electric Handhole	Transformer
Electric MH	Tree
Fire Hydrant	Water Valve
Guard Post	Buried Chilled Water Line
Light Pole	Buried Electric Line
Monitoring Well	Buried Water Line
Power Pole	Overhead Electric Line
Sanitary MH	Fiber Optic Line

BENCHMARK DATA

(NAVD 88 DATUM)

TBM #1
CHISELED "X" ON SOUTHWEST CORNER OF TRANSFORMER PAD, EAST SIDE OF BLACKFORD ST., AT SOUTHWEST CORNER OF MILITARY PARK.
ELEV: 708.27'

TBM #2
CHISELED "X" ON SOUTH-SOUTH EAST BOLT OF FIRE HYDRANT, NORTH SIDE OF WABASH ST., ACROSS STREET FROM ELECTRIC SUBSTATION.
ELEV: 707.19'

GRADING LEGEND

ME	MATCH EXISTING
FL	FLOWLINE
BC	BOTTOM OF CURB
TC	TOP OF CURB
HP	HIGH POINT
LP	LOW POINT
000	CONTOURS
	SWALE
TC 000.50 BC 000.00	CURB ELEVATIONS
000.00	SPOT ELEVATIONS
	FLOW ARROW
	STORM SEWER LINE
	PAVEMENT UNDERDRAIN
	STRUCTURES
	RIDGE LINE

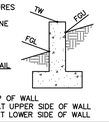

GRADING WALL DETAIL
NOT TO SCALE

TW: TOP OF WALL
FGU: FINISH GRADE AT UPPER SIDE OF WALL
FGL: FINISH GRADE AT LOWER SIDE OF WALL

UG DETENTION STAGE SUMMARY

84" DIAMETER PERFORATED CMP	
STONE INV.:	690.00
OUTLET INV.:	693.50
2-YR STAGE:	693.38
10-YR STAGE:	695.17
25-YR STAGE:	696.23
100-YR STAGE:	698.14

GENERAL NOTES:

1. CONTRACTOR SHALL PROTECT AND NOT DESTROY THE PROPERTY CORNER MONUMENTS DURING CONSTRUCTION.
2. CONTRACTOR TO VERIFY LOCATION, SIZE AND DEPTH OF EXISTING UTILITIES PRIOR TO COMMENCING ANY CONSTRUCTION. CONTACT ENGINEER IF VARIATION EXISTS.
3. SEE SHEET C002 GENERAL NOTES FOR MORE INFORMATION.

!! CAUTION !!

THE LOCATIONS OF ALL EXISTING UNDERGROUND UTILITIES SHOWN ON THIS PLAN ARE BASED UPON ABOVE GROUND EVIDENCE (including, but not limited to, manholes, inlets, valves, and marks made upon the ground by others) AND ARE SPECULATIVE IN NATURE. THERE MAY ALSO BE OTHER EXISTING UNDERGROUND UTILITIES FOR WHICH THERE IS NO ABOVE GROUND EVIDENCE OR FOR WHICH NO ABOVE GROUND EVIDENCE WAS OBSERVED. THE EXACT LOCATIONS OF SAID EXISTING UNDERGROUND UTILITIES SHALL BE VERIFIED BY THE CONTRACTOR PRIOR TO ANY AND ALL CONSTRUCTION.

CALL TOLL FREE
"811" OR 1-800-382-5544
- INDIANA UNDERGROUND -

FOR REFERENCE ONLY
NOT FOR CONSTRUCTION

IN128 - JAMES T. MORRIS ARENA

Ohio St & N Blackford St
Indianapolis, IN 46202

IU Project NO. 20240127

Owner
INDIANA UNIVERSITY BOARD OF TRUSTEES
2901 EAST DISCOVERY PARKWAY
BLOOMINGTON, IN 47408
812-855-1692

Architect
RATIO
101 SOUTH PENNSYLVANIA STREET
INDIANAPOLIS, IN 46204
317-633-4040

Structural Engineer
FINK ROBERTS AND PETRIE, INC.
3535 EAST 96TH STREET
SUITE 126
INDIANAPOLIS, IN 46240
317-872-8400

Mechanical / Electrical Engineer
INTROBA
8250 HAVERSTICK ROAD
SUITE 285
INDIANAPOLIS, IN 46240
+1 800-404-7677

Plumbing Engineer
DLZ
138 N. DELAWARE ST
INDIANAPOLIS, IN 46204
317-633-4120

Acoustics / Technology Engineer
WJHW
7220 W. JEFFERSON AVE
SUITE 216
LAKEWOOD, CO 80235
972-934-3700

Civil Engineer
AMERICAN STRUCTUREPOINT, INC.
9025 RIVER ROAD
SUITE 200
INDIANAPOLIS, IN 46240
317-547-5580

Food Service Consultant
CINILITTLE
3405 NW 9TH AVENUE #1202
FORT LAUDERDALE, FL 33309
954-846-9600

Code Consultant
FORZA
2502 WEST MECHANIC ST, SUITE C
HARRISONVILLE, MO 64701
816-806-3729

245 UNIVERSITY BLVD.

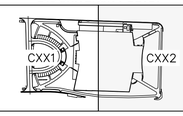

KEY PLAN

SEAL | DATE

APPROVAL PENDING
NOT FOR CONSTRUCTION
IN SUBMITTING BIDS IN RELIANCE ON THESE PLANS THE CONTRACTOR ASSUMES ALL RISKS OF ADDITIONAL COSTS OF REVISIONS DUE TO REQUIREMENTS OF THE OWNER OR GOVERNMENTAL AUTHORITIES AND MATERIAL REVISIONS IN THE COURSE OF COMPLETING THE FINAL DESIGN.

SHEET ISSUE

A	BID PACKAGE 1 - SITE EXCAVATION	10/29/2024
B	CONSTRUCTION DOCUMENTS	01/13/2025
C	ADDENDUM 01	01/27/2025
D	ADDENDUM 02	02/03/2025

COPYRIGHT NOTICE: THIS ARCHITECTURAL AND ENGINEERING DRAWING IS GIVEN IN CONFIDENCE AND SHALL BE USED ONLY PURSUANT TO THE AGREEMENT WITH RATIO. NO OTHER USE, DISSEMINATION OR DUPLICATION MAY BE MADE WITHOUT PRIOR WRITTEN CONSENT OF RATIO. ALL COMMON LAW RIGHTS OF COPYRIGHT AND OTHERWISE ARE HEREBY SPECIFICALLY RESERVED.

ASI PROJECT NO. 23112.000

SHEET TITLE

GRADING PLAN

SHEET NUMBER

C302

PLOT DATE: 1/31/2025 3:39 PM
PLOT SCALE: 1:1.008
EDIT DATE: 1/31/2025
EDITED BY: TSYLVA
DRAWING FILE: P:\2023\093770\3. Drawings\Civil\Construction Documents\2023.093717.CE.C301.GP.dwg

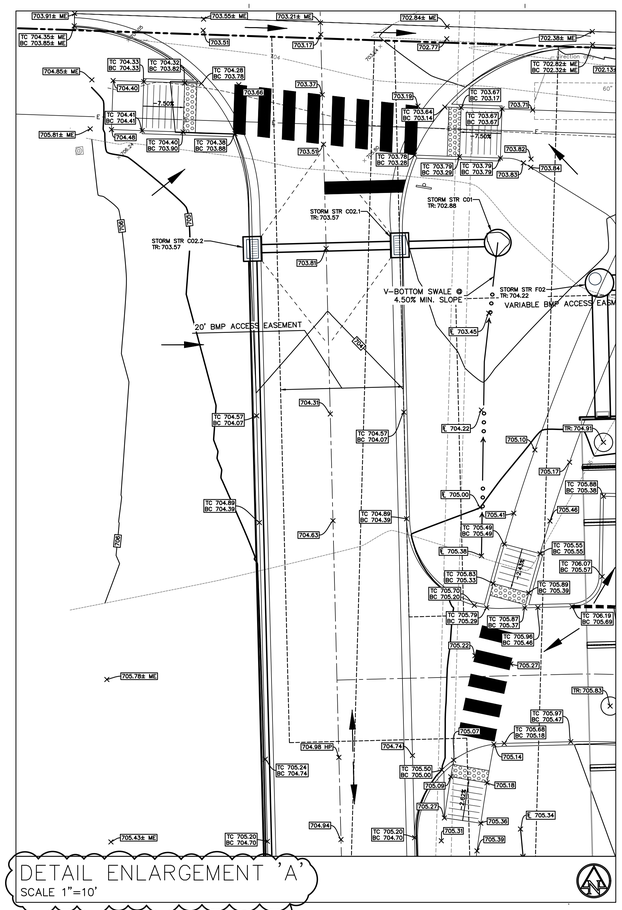

DETAIL ENLARGEMENT 'A'
SCALE 1"=10'

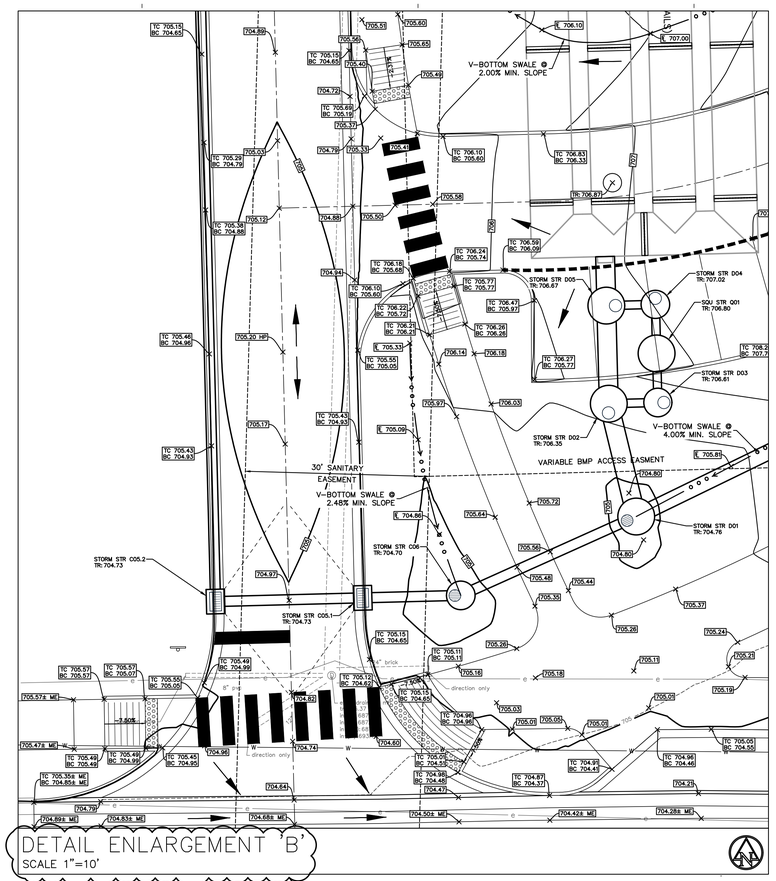

DETAIL ENLARGEMENT 'B'
SCALE 1"=10'

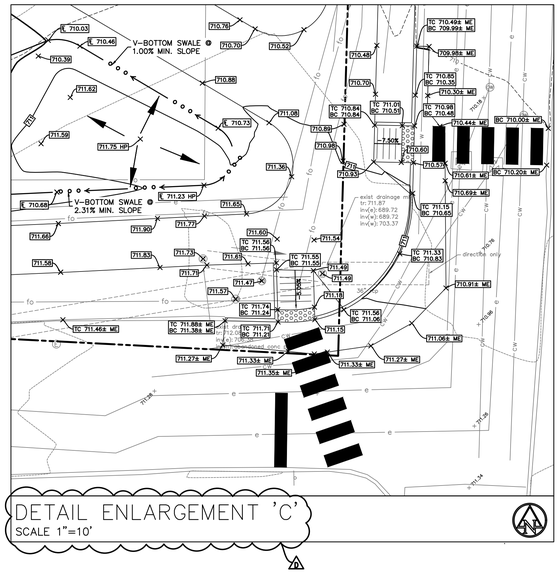

DETAIL ENLARGEMENT 'C'
SCALE 1"=10'

SCALE: 1"=10'

EXISTING LEGEND

	Chilled Water MH		Sign
	Clean Out		Sprinkler Control Valve
	Curb Inlet		Telephone Handhole
	Drainage Inlet		Telephone Marker
	Drainage MH		Telephone MH
	Electric Handhole		Transformer
	Electric MH		Tree
	Fire Hydrant		Water Valve
	Guard Post	-cw-	Buried Chilled Water Line
	Light Pole	-e-	Buried Electric Line
	Monitoring Well	-w-	Buried Water Line
	Power Pole	-ohe-	Overhead Electric Line
	Sanitary MH	-fo-	Fiber Optic Line

BENCHMARK DATA

(NAVD 88 DATUM)

TBM #1
CHISELED "X" ON SOUTHWEST CORNER OF TRANSFORMER PAD, EAST SIDE OF BLACKFORD ST., AT SOUTHWEST CORNER OF MILITARY PARK.
ELEV: 708.27'

TBM #2
CHISELED "X" ON SOUTH-SOUTH EAST BOLT OF FIRE HYDRANT, NORTH SIDE OF WABASH ST., ACROSS STREET FROM ELECTRIC SUBSTATION.
ELEV: 707.19'

GRADING LEGEND

ME	MATCH EXISTING
FL	FLOWLINE
BC	BOTTOM OF CURB
TC	TOP OF CURB
HP	HIGH POINT
LP	LOW POINT
000	CONTOURS
	SWALE
TC 000.50 BC 000.00	CURB ELEVATIONS
000.00	SPOT ELEVATIONS
	FLOW ARROW
	STORM SEWER LINE
	PAVEMENT UNDERDRAIN
	STRUCTURES
	RIDGE LINE

GRADING WALL DETAIL
NOT TO SCALE

TW: TOP OF WALL
FGU: FINISH GRADE AT UPPER SIDE OF WALL
FGL: FINISH GRADE AT LOWER SIDE OF WALL

UG DETENTION STAGE SUMMARY

84" DIAMETER PERFORATED CMP

STONE INV.:	690.00
OUTLET INV.:	693.50
2-YR STAGE:	693.38
10-YR STAGE:	695.17
25-YR STAGE:	696.23
100-YR STAGE:	698.14

GENERAL NOTES:

1. CONTRACTOR SHALL PROTECT AND NOT DESTROY THE PROPERTY CORNER MONUMENTS DURING CONSTRUCTION.
2. CONTRACTOR TO VERIFY LOCATION, SIZE AND DEPTH OF EXISTING UTILITIES PRIOR TO COMMENCING ANY CONSTRUCTION. CONTACT ENGINEER IF VARIATION EXISTS.
3. SEE SHEET C002 GENERAL NOTES FOR MORE INFORMATION.

!! CAUTION !!

THE LOCATIONS OF ALL EXISTING UNDERGROUND UTILITIES SHOWN ON THIS PLAN ARE BASED UPON ABOVE GROUND EVIDENCE (including, but not limited to, manholes, inlets, valves, and marks made upon the ground by others) AND ARE SPECULATIVE IN NATURE. THERE MAY ALSO BE OTHER EXISTING UNDERGROUND UTILITIES FOR WHICH THERE IS NO ABOVE GROUND EVIDENCE OR FOR WHICH NO ABOVE GROUND EVIDENCE WAS OBSERVED. THE EXACT LOCATIONS OF SAID EXISTING UNDERGROUND UTILITIES SHALL BE VERIFIED BY THE CONTRACTOR PRIOR TO ANY AND ALL CONSTRUCTION.

CALL TOLL FREE
"811" OR 1-800-382-5544
- INDIANA UNDERGROUND -

FOR REFERENCE ONLY NOT FOR CONSTRUCTION

IN128 - JAMES T. MORRIS ARENA

Ohio St & N Blackford St
Indianapolis, IN 46202

IU Project NO. 20240127

Owner
INDIANA UNIVERSITY BOARD OF TRUSTEES
2901 EAST DISCOVERY PARKWAY
BLOOMINGTON, IN 47408
812-855-1692

Architect
RATIO
101 SOUTH PENNSYLVANIA STREET
INDIANAPOLIS, IN 46204
317-633-4040

Structural Engineer
FINK ROBERTS AND PETRIE, INC.
3535 EAST 96TH STREET
SUITE 126
INDIANAPOLIS, IN 46240
317-872-8400

Mechanical / Electrical Engineer
INTROBA
8250 HAVERSTICK ROAD
SUITE 285
INDIANAPOLIS, IN 46240
+1 800-404-7677

Plumbing Engineer
DLZ
138 N. DELAWARE ST
INDIANAPOLIS, IN 46204
317-633-4120

Acoustics / Technology Engineer
WJHW
7220 W. JEFFERSON AVE
SUITE 216
LAKEWOOD, CO 80235
972-934-3700

Civil Engineer
AMERICAN STRUCTUREPOINT, INC.
9025 RIVER ROAD
SUITE 200
INDIANAPOLIS, IN 46240
317-547-5580

Food Service Consultant
CINILITTLE
3405 NW 9TH AVENUE #1202
FORT LAUDERDALE, FL 33309
954-846-9600

Code Consultant
FORZA
2502 WEST MECHANIC ST, SUITE C
HARRISONVILLE, MO 64701
816-806-3729

245 UNIVERSITY BLVD.

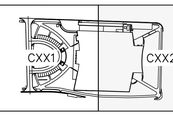

KEY PLAN

SEAL | DATE

APPROVAL PENDING
NOT FOR CONSTRUCTION
IN SUBMITTING BIDS IN RELIANCE ON THESE PLANS THE CONTRACTOR ASSUMES ALL RISKS OF ADDITIONAL COSTS OF REVISIONS DUE TO REQUIREMENTS OF THE OWNER OR GOVERNMENTAL AUTHORITIES AND MATERIAL REVISIONS IN THE COURSE OF COMPLETING THE FINAL DESIGN.

SHEET ISSUE

A	BID PACKAGE 1 - SITE EXCAVATION	10/29/2024
B	CONSTRUCTION DOCUMENTS	01/13/2025
C	ADDENDUM 01	01/27/2025
D	ADDENDUM 02	02/03/2025

COPYRIGHT NOTICE: THIS ARCHITECTURAL AND ENGINEERING DRAWING IS GIVEN IN CONFIDENCE AND SHALL BE USED ONLY IN CONNECTION WITH WORK WITH RATIO. NO OTHER USE, DISSEMINATION, DUPLICATION MAY BE MADE WITHOUT PRIOR WRITTEN CONSENT OF RATIO. ALL COMMON LAW RIGHTS OF COPYRIGHT AND OTHERWISE ARE HEREBY SPECIFICALLY RESERVED.

ASI PROJECT NO. 23112.000

SHEET TITLE

GRADING PLAN ENLARGEMENTS

SHEET NUMBER

C303

PLOT DATE: 1/31/2025 3:40 PM
PLOT SCALE: 1" / 10'
EDIT DATE: 1/31/2025
EDITED BY: TSYLJAA
DRAWING FILE P:\2023\08770 Drawings\Civil\Construction Documents\2023.08877.CE.C301.IDP.dwg

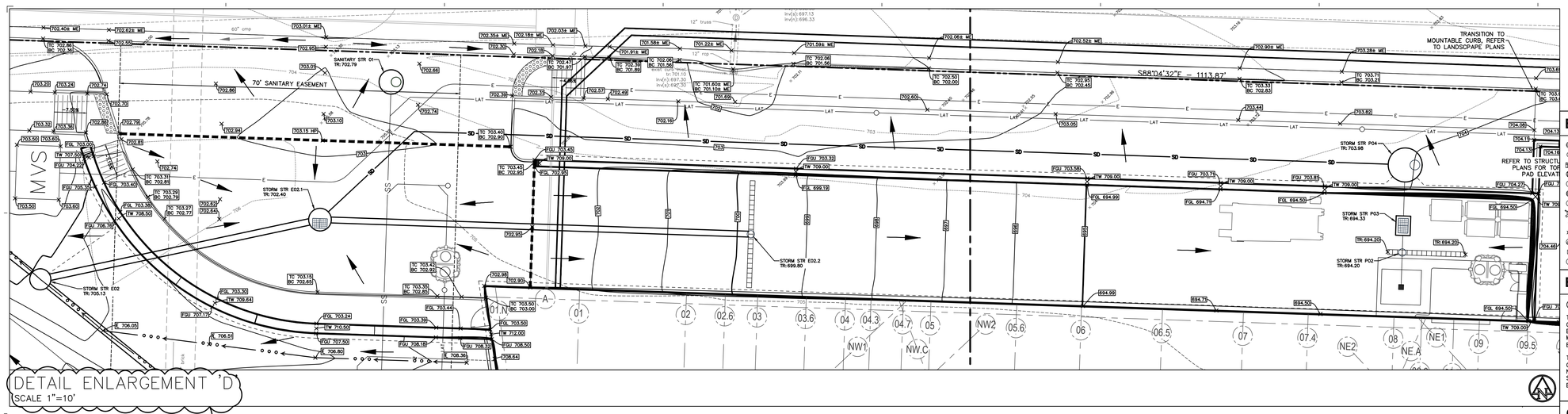

DETAIL ENLARGEMENT 'D'
SCALE 1"=10'

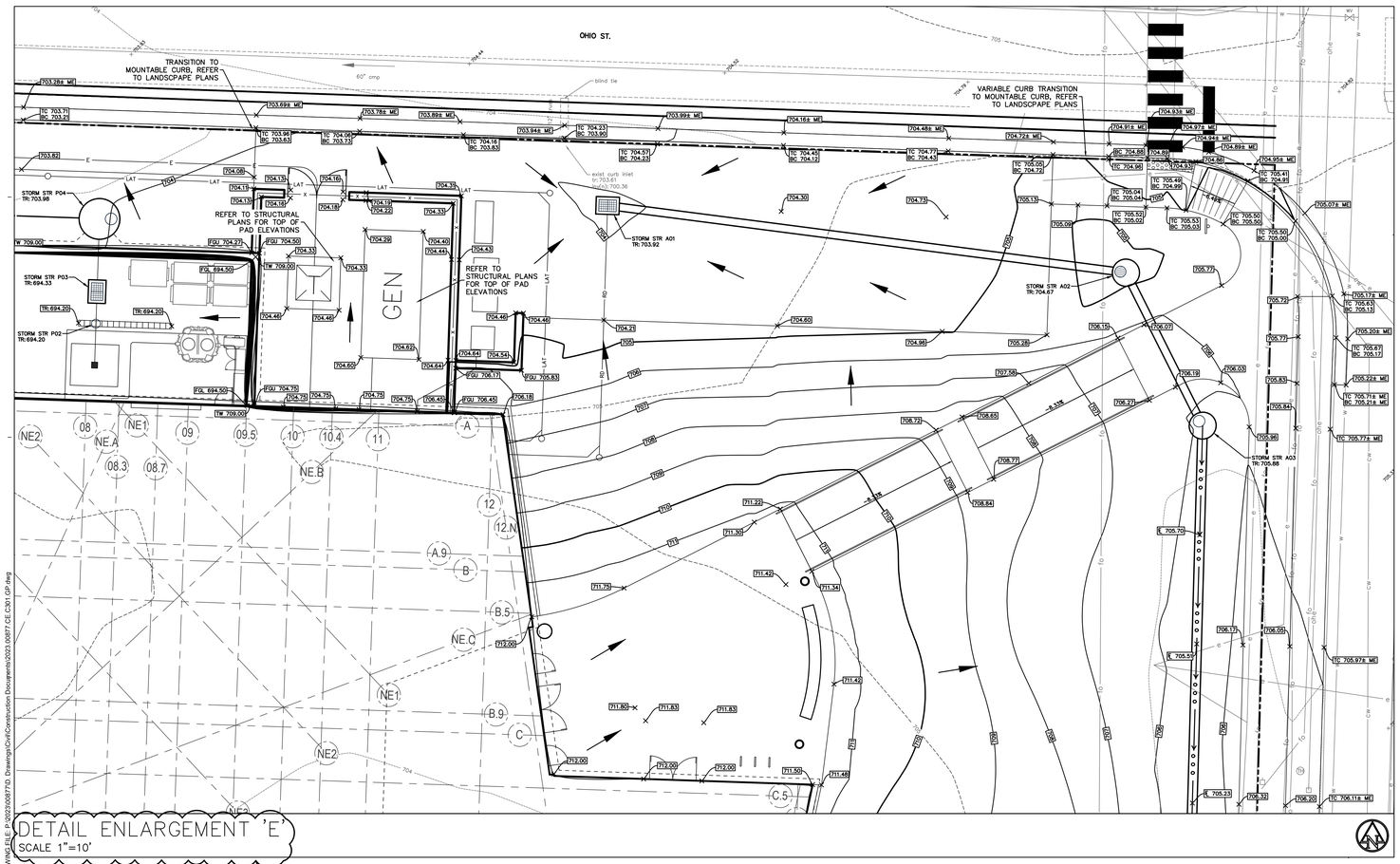

DETAIL ENLARGEMENT 'E'
SCALE 1"=10'

0' 10' 20'
SCALE: 1"=10'

EXISTING LEGEND

Chilled Water MH		Sign	
Clean Out		Sprinkler Control Valve	
Curb Inlet		Telephone Handhole	
Drainage Inlet		Telephone Marker	
Drainage MH		Telephone MH	
Electric Handhole		Transformer	
Electric MH		Tree	
Fire Hydrant		Water Valve	
Guard Post	-cw-	Buried Chilled Water Line	
Light Pole	-e-	Buried Electric Line	
Monitoring Well	-w-	Buried Water Line	
Power Pole	-ohe-	Overhead Electric Line	
Sanitary MH	-fo-	Fiber Optic Line	

BENCHMARK DATA

(NAVD 88 DATUM)

TBM #1
CHISELED "X" ON SOUTHWEST CORNER OF TRANSFORMER PAD, EAST SIDE OF BLACKFORD ST., AT SOUTHWEST CORNER OF MILITARY PARK.
ELEV: 708.27

TBM #2
CHISELED "X" ON SOUTH-SOUTH EAST BOLT OF FIRE HYDRANT, NORTH SIDE OF WABASH ST., ACROSS STREET FROM ELECTRIC SUBSTATION.
ELEV: 707.19'

GRADING LEGEND

ME	MATCH EXISTING
FL	FLOWLINE
BC	BOTTOM OF CURB
TC	TOP OF CURB
HP	HIGH POINT
LP	LOW POINT
000	CONTOURS
	SWALE
TC 000.50 BC 000.00	CURB ELEVATIONS
000.00	SPOT ELEVATIONS
	FLOW ARROW
	STORM SEWER LINE
	PAVEMENT UNDERDRAIN
	STRUCTURES
	RIDGE LINE



GRADING WALL DETAIL
NOT TO SCALE

TW: TOP OF WALL
FGU: FINISH GRADE AT UPPER SIDE OF WALL
FGL: FINISH GRADE AT LOWER SIDE OF WALL

UG DETENTION STAGE SUMMARY

84" DIAMETER PERFORATED CMP	
STONE INV.:	690.00
OUTLET INV.:	693.50
2-YR STAGE:	693.38
10-YR STAGE:	695.17
25-YR STAGE:	696.23
100-YR STAGE:	698.14

GENERAL NOTES:

1. CONTRACTOR SHALL PROTECT AND NOT DESTROY THE PROPERTY CORNER MONUMENTS DURING CONSTRUCTION.
2. CONTRACTOR TO VERIFY LOCATION, SIZE AND DEPTH OF EXISTING UTILITIES PRIOR TO COMMENCING ANY CONSTRUCTION. CONTACT ENGINEER IF VARIATION EXISTS.
3. SEE SHEET C002 GENERAL NOTES FOR MORE INFORMATION.

!! CAUTION !!

THE LOCATIONS OF ALL EXISTING UNDERGROUND UTILITIES SHOWN ON THIS PLAN ARE BASED UPON ABOVE GROUND EVIDENCE (including, but not limited to, manholes, inlets, valves, and marks made upon the ground by others) AND ARE SPECULATIVE IN NATURE. THERE MAY ALSO BE OTHER EXISTING UNDERGROUND UTILITIES FOR WHICH THERE IS NO ABOVE GROUND EVIDENCE OR FOR WHICH NO ABOVE GROUND EVIDENCE WAS OBSERVED. THE EXACT LOCATIONS OF SAID EXISTING UNDERGROUND UTILITIES SHALL BE VERIFIED BY THE CONTRACTOR PRIOR TO ANY AND ALL CONSTRUCTION.

CALL TOLL FREE
"811" OR 1-800-382-5544
- INDIANA UNDERGROUND -

FOR REFERENCE ONLY NOT FOR CONSTRUCTION

IN128 - JAMES T. MORRIS ARENA

Ohio St & N Blackford St
Indianapolis, IN 46202

IU Project NO. 20240127

Owner
INDIANA UNIVERSITY BOARD OF TRUSTEES
2901 EAST DISCOVERY PARKWAY
BLOOMINGTON, IN 47408
812-855-1692

Architect
RATIO
101 SOUTH PENNSYLVANIA STREET
INDIANAPOLIS, IN 46204
317-633-4040

Structural Engineer
FINK ROBERTS AND PETRIE, INC.
3535 EAST 96TH STREET
SUITE 126
INDIANAPOLIS, IN 46240
317-872-8400

Mechanical / Electrical Engineer
INTROBA
8250 HAVERSTICK ROAD
SUITE 285
INDIANAPOLIS, IN 46240
+1 800-404-7677

Plumbing Engineer
DLZ
138 N. DELAWARE ST.
INDIANAPOLIS, IN 46204
317-633-4120

Acoustics / Technology Engineer
WJHW
7220 W. JEFFERSON AVE
SUITE 216
LAKEWOOD, CO 80235
972-934-3700

Civil Engineer
AMERICAN STRUCTUREPOINT, INC.
9025 RIVER ROAD
SUITE 200
INDIANAPOLIS, IN 46240
317-547-5580

Food Service Consultant
CINILITTLE
3405 NW 9TH AVENUE #1202
FORT LAUDERDALE, FL 33309
954-846-9600

Code Consultant
FORZA
2502 WEST MECHANIC ST, SUITE C
HARRISONVILLE, MO 64701
816-806-3729

245 UNIVERSITY BLVD.

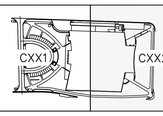

KEY PLAN

SEAL | DATE

APPROVAL PENDING
NOT FOR CONSTRUCTION
IN SUBMITTING BIDS IN RELIANCE ON THESE PLANS THE CONTRACTOR ASSUMES ALL RISKS OF ADDITIONAL COSTS OF REVISIONS DUE TO REQUIREMENTS OF THE OWNER OR GOVERNMENTAL AUTHORITIES AND MATERIAL REVISIONS IN THE COURSE OF COMPLETING THE FINAL DESIGN.

SHEET ISSUE

A	BID PACKAGE 1 - SITE EXCAVATION	10/29/2024
B	CONSTRUCTION DOCUMENTS	01/13/2025
C	ADDENDUM 01	01/27/2025
D	ADDENDUM 02	02/03/2025

RATIO

COPYRIGHT NOTICE: THIS ARCHITECTURAL AND ENGINEERING DRAWING IS GIVEN IN CONFIDENCE AND SHALL BE USED ONLY PURSUANT TO THE AGREEMENT WITH RATIO. NO OTHER USE, DISSEMINATION OF INFORMATION SHALL OCCUR WITHOUT PRIOR WRITTEN CONSENT OF RATIO. ALL COMMON LAW RIGHTS OF COPYRIGHT AND OTHERWISE ARE HEREBY SPECIFICALLY RESERVED.

ASI PROJECT NO. 23112.000

SHEET TITLE

GRADING PLAN ENLARGEMENTS

SHEET NUMBER

C304

DRAWING FILE P:\2023\20817\10 Drawings\Civil\Construction Documents\2023.20817.CE.C301.GP.dwg
EDITED BY: TSYLJA
EDIT DATE: 1/31/2025
PLOT DATE: 1/31/2025 3:40 PM
PLOT SCALE: 1:1.008

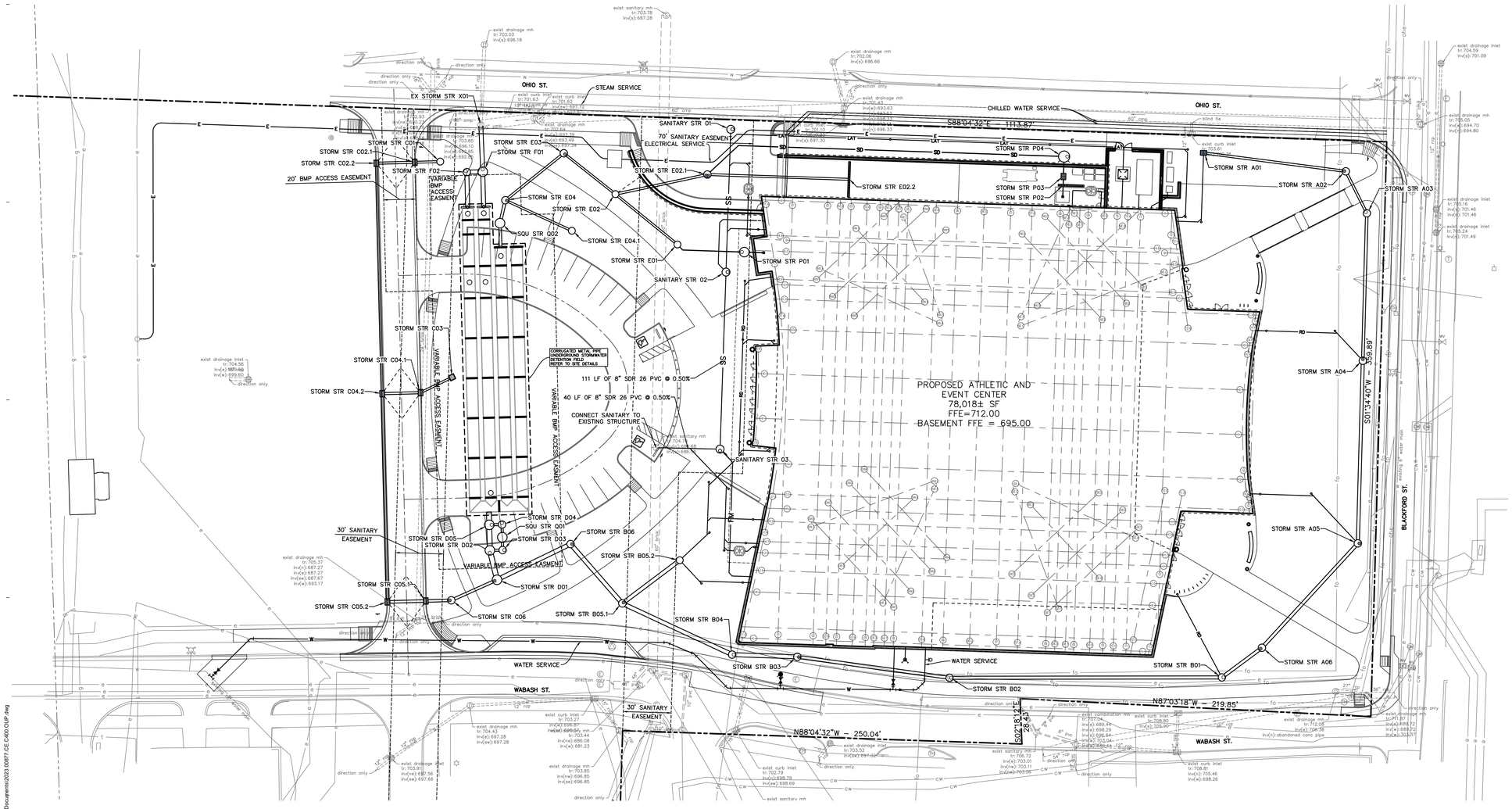

0' 30' 60'

SCALE: 1"=30'

EXISTING LEGEND

CW	Chilled Water MH	—	Sign
	Clean Out		Sprinkler Control Valve
	Curb Inlet	TH	Telephone Handhole
	Drainage Inlet		Telephone Marker
	Drainage MH	T	Telephone MH
EH	Electric Handhole		Transformer
E	Electric MH		Tree
	Fire Hydrant		Water Valve
	Guard Post	–cw–	Buried Chilled Water Line
	Light Pole	–e–	Buried Electric Line
MW	Monitoring Well	–w–	Buried Water Line
	Power Pole	–ohe–	Overhead Electric Line
S	Sanitary MH	–fo–	Fiber Optic Line

UTILITY LEGEND

ETC	ELECTRIC / TELECOMMUNICATIONS LINE
W	WATER LINE
FP	FIRE PROTECTION LINE
RD	ROOF DRAIN LINE
G	GAS LINE
SS	SANITARY SEWER MAIN
LAT	SANITARY LATERAL
FM	SANITARY FORCE MAIN
SD	STORM SEWER LINE
	PAVEMENT UNDERDRAIN
GM	GAS METER
	ELECTRICAL TRANSFORMER
	VALVE
	WATER FITTINGS
WM	WATER METER PIT
	FIRE HYDRANT W/ ASSEMBLY

UG DETENTION STAGE SUMMARY

84" DIAMETER PERFORATED CMP	
STONE INV.:	690.00
OUTLET INV.:	693.50
2–YR STAGE:	693.38
10–YR STAGE:	695.17
25–YR STAGE:	696.23
100–YR STAGE:	698.14

UTILITY CONTACTS

UTILITY	COMPANY	CONTACT	PHONE NO.
CABLE TELEVISION	COMCAST	–	–
ELECTRIC	AES INDIANA	–	(317) 446–7907
ELECTRIC	INDIANA UNIVERSITY	P.K. PATEL	(812) 855–7894
FIBER OPTIC	AT&T	CHRIS CARSON	(317) 610–5469
GAS	CITIZENS GAS	RICH MILLER	(317) 927–4684
SANITARY SEWER	CITIZENS ENERGY GROUP	BRAD HOSTETLER JR	(317) 927–4351
STORM SEWER	CITY OF INDIANAPOLIS	JEFF MEID	(317) 327–8583
STEAM & CHILLED WATER	CITIZENS ENERGY GROUP	PHILIP SEARCY	(317) 308–9910
TELEPHONE	VERIZON/MCI	CHRIS REED	(317) 408–3971
TELEPHONE	AT&T	CHRIS CARSON	(317) 610–5469
TELEPHONE	T–MOBILE	MELISSA MORENO	(317) 997–8553
WATER	CITIZENS ENERGY GROUP	RICHARD NEWELL	(317) 927–4377

(REV. 01/31/25)

GENERAL NOTES:

1. CONTRACTOR SHALL PROTECT AND NOT DESTROY THE PROPERTY CORNER MONUMENTS DURING CONSTRUCTION.
2. CONTRACTOR TO VERIFY LOCATION, SIZE AND DEPTH OF EXISTING UTILITIES PRIOR TO COMMENCING ANY CONSTRUCTION. CONTACT ENGINEER IF VARIATION EXISTS.
3. SEE SHEET C002 GENERAL NOTES FOR MORE INFORMATION.

!! CAUTION !!

THE LOCATIONS OF ALL EXISTING UNDERGROUND UTILITIES SHOWN ON THIS PLAN ARE BASED UPON ABOVE GROUND EVIDENCE (including, but not limited to, manholes, inlets, valves, and marks made upon the ground by others) AND ARE SPECULATIVE IN NATURE. THERE MAY ALSO BE OTHER EXISTING UNDERGROUND UTILITIES FOR WHICH THERE IS NO ABOVE GROUND EVIDENCE OR FOR WHICH NO ABOVE GROUND EVIDENCE WAS OBSERVED. THE EXACT LOCATIONS OF SAID EXISTING UNDERGROUND UTILITIES SHALL BE VERIFIED BY THE CONTRACTOR PRIOR TO ANY AND ALL CONSTRUCTION.

CALL TOLL FREE
"811" OR 1–800–382–5544
– INDIANA UNDERGROUND –

FOR REFERENCE ONLY NOT FOR CONSTRUCTION

IN128 - JAMES T. MORRIS ARENA

Ohio St & N Blackford St
Indianapolis, IN 46202

IU Project NO. 20240127

Owner
INDIANA UNIVERSITY BOARD OF TRUSTEES
2901 EAST DISCOVERY PARKWAY
BLOOMINGTON, IN 47408
812-855-1692

Architect
RATIO
101 SOUTH PENNSYLVANIA STREET
INDIANAPOLIS, IN 46204
317-633-4040

Structural Engineer
FINK ROBERTS AND PETRIE, INC.
3535 EAST 96TH STREET
SUITE 126
INDIANAPOLIS, IN 46240
317-872-8400

Mechanical / Electrical Engineer
INTROBA
8250 HAVERSTICK ROAD
SUITE 285
INDIANAPOLIS, IN 46240
+1 800-404-7677

Plumbing Engineer
DLZ
138 N. DELAWARE ST
INDIANAPOLIS, IN 46204
317-633-4120

Acoustics / Technology Engineer
WJHW
7220 W. JEFFERSON AVE
SUITE 216
LAKEWOOD, CO 80235
972-934-3700

Civil Engineer
AMERICAN STRUCTUREPOINT, INC.
9025 RIVER ROAD
SUITE 200
INDIANAPOLIS, IN 46240
317-547-5580

Food Service Consultant
CINILITTLE
3405 NW 9TH AVENUE #1202
FORT LAUDERDALE, FL 33309
954-846-9600

Code Consultant
FORZA
2502 WEST MECHANIC ST, SUITE C
HARRISONVILLE, MO 64701
816-806-3729

245 UNIVERSITY BLVD.

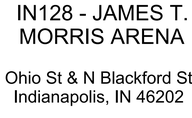

KEY PLAN

SEAL | DATE

APPROVAL PENDING
NOT FOR CONSTRUCTION
IN SUBMITTING BIDS IN RELIANCE ON THESE PLANS THE CONTRACTOR ASSUMES ALL RISKS OF ADDITIONAL COSTS OF REVISIONS DUE TO REQUIREMENTS OF THE OWNER OR GOVERNMENTAL AUTHORITIES AND MATERIAL REVISIONS IN THE COURSE OF COMPLETING THE FINAL DESIGN.

SHEET ISSUE

A	BID PACKAGE 1 - SITE EXCAVATION	10/29/2024
B	CONSTRUCTION DOCUMENTS	01/13/2025
C	ADDENDUM 01	01/27/2025
D	ADDENDUM 02	02/03/2025

COPYRIGHT NOTICE: THIS ARCHITECTURAL AND ENGINEERING DRAWING IS GIVEN IN CONFIDENCE AND SHALL BE USED ONLY FOR REFERENCE AND INFORMATION BY RATIO. NO OTHER USE, DISSEMINATION OF DUPLICATION MAY BE MADE WITHOUT PRIOR WRITTEN CONSENT OF RATIO. ALL COMMON LAW RIGHTS OF COPYRIGHT AND OTHERWISE ARE HEREBY SPECIFICALLY RESERVED.

ASI PROJECT NO. 23112.000

SHEET TITLE

OVERALL UTILITY PLAN

SHEET NUMBER

C400

PLOT DATE: 1/31/2025 3:40 PM
PLOT SCALE: 1:1.000
EDIT DATE: 1/31/2025
EDITED BY: TSYUPA
DRAWING FILE P:\2023\0387\D Drawings\Civil\Construction Documents\2023.0387.C.E.C400.OVP.dwg

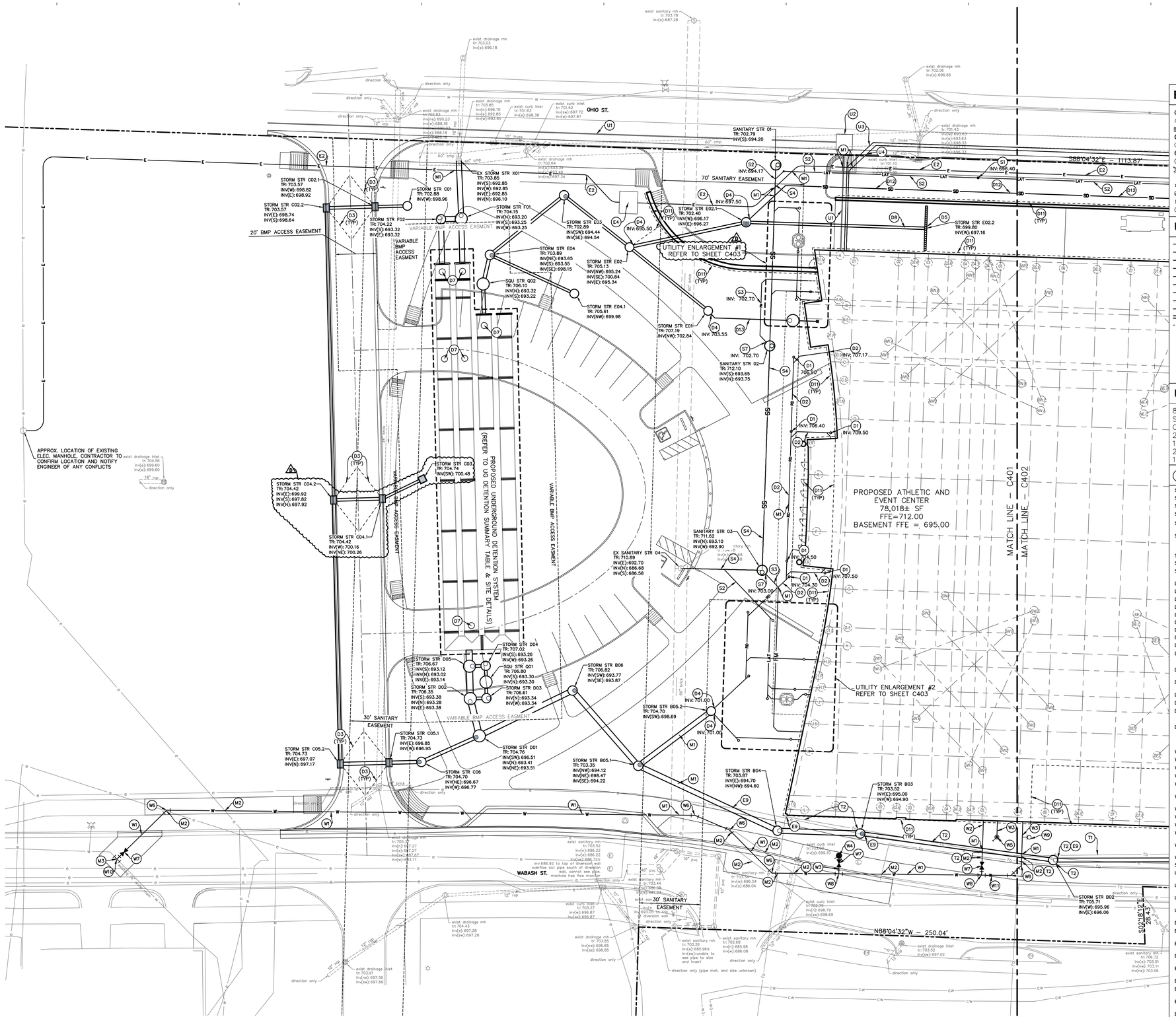
OHIO ST.
WABASH ST.
PROPOSED ATHLETIC AND EVENT CENTER 78,018± SF FFE=712.00 BASEMENT FFE = 695.00
PROPOSED UNDERGROUND DETENTION SYSTEM (REFER TO UG DETENTION SUMMARY TABLE & SITE DETAILS)
70' SANITARY EASEMENT
30' SANITARY EASEMENT
20' BMP ACCESS EASEMENT
VARIABLE BMP ACCESS EASEMENT
UTILITY ENLARGEMENT #1 REFER TO SHEET C403
UTILITY ENLARGEMENT #2 REFER TO SHEET C403
MATCH LINE - C401
MATCH LINE - C402
S88°04'32"E - 1113.87'
N88°04'32"W - 250.04'
S02°01'14"E 261.43'
APPROX. LOCATION OF EXISTING ELEC. MANHOLE, CONTRACTOR TO CONFIRM LOCATION AND NOTIFY ENGINEER OF ANY CONFLICTS
SANITARY STR 01 TR: 702.79 INV(S): 694.20
SANITARY STR 02 TR: 712.10 INV(S): 693.65 INV(N): 693.75
SANITARY STR 03 TR: 711.82 INV(N): 693.10 INV(W): 692.90
EX SANITARY STR 04 TR: 710.89 INV(E): 692.70 INV(N): 686.68 INV(S): 686.58
STORM STR C01 TR: 702.88 INV(W): 698.96
STORM STR C02.1 TR: 703.57 INV(W): 698.82 INV(E): 698.92
STORM STR C02.2 TR: 703.57 INV(E): 698.74 INV(S): 698.64
STORM STR C03 TR: 704.74 INV(SW): 700.48
STORM STR C04.1 TR: 704.42 INV(E): 700.16 INV(N): 700.26
STORM STR C04.2 TR: 704.42 INV(E): 699.92 INV(S): 697.82 INV(W): 697.92
STORM STR C05.1 TR: 704.73 INV(E): 696.85 INV(W): 696.95
STORM STR C05.2 TR: 704.73 INV(E): 697.07 INV(N): 697.17
STORM STR C06 TR: 704.70 INV(NE): 696.67 INV(W): 696.77
STORM STR D01 TR: 704.76 INV(SW): 696.51 INV(N): 693.41 INV(NE): 693.51
STORM STR D02 TR: 706.35 INV(S): 693.38 INV(N): 693.28 INV(E): 693.38
STORM STR D03 TR: 706.61 INV(N): 693.34 INV(W): 693.34
STORM STR D04 TR: 707.02 INV(S): 693.26 INV(W): 693.26
STORM STR D05 TR: 706.67 INV(S): 693.12 INV(N): 693.02 INV(E): 693.14
SQU STR Q01 TR: 706.80 INV(S): 693.30 INV(N): 693.30
STORM STR E01 TR: 707.19 INV(NW): 702.84
STORM STR E02 TR: 705.13 INV(NW): 695.24 INV(SE): 700.84 INV(E): 695.34
STORM STR E02.1 TR: 702.40 INV(W): 696.17 INV(E): 696.27
STORM STR E02.2 TR: 699.80 INV(W): 697.16
STORM STR E03 TR: 702.89 INV(SW): 694.44 INV(SE): 694.54
STORM STR E04 TR: 703.80 INV(NE): 693.65 INV(S): 693.55 INV(SE): 698.15
STORM STR E04.1 TR: 705.61 INV(NW): 699.98
STORM STR F01 TR: 704.15 INV(N): 693.20 INV(S): 693.25 INV(W): 693.25
SQU STR Q02 TR: 706.10 INV(N): 693.32 INV(S): 693.22
STORM STR B02 TR: 705.71 INV(W): 695.96 INV(E): 696.06
STORM STR B03 TR: 703.52 INV(E): 695.00 INV(W): 694.90
STORM STR B04 TR: 703.87 INV(E): 694.70 INV(NW): 694.60
STORM STR B05.1 TR: 703.35 INV(NW): 694.12 INV(NE): 698.47 INV(SE): 694.22
STORM STR B05.2 TR: 704.70 INV(SW): 698.69
STORM STR B06 TR: 706.82 INV(SW): 693.77 INV(SE): 693.87
STORM STR D06 TR: 707.02 INV(S): 693.26 INV(W): 693.26
EX STORM STR X01 TR: 703.85 INV(S): 692.85 INV(W): 692.85 INV(E): 692.85 INV(N): 696.10
exist drainage mh tr: 703.03 inv(x): 696.18
exist drainage mh tr: 703.88 inv(n): 696.10 inv(s): 692.85 inv(w): 692.95
exist curb inlet tr: 701.62 inv(w): 697.72 inv(e): 697.87
exist drainage mh tr: 703.23 inv(ne): 690.23 inv(e): 688.18 inv(s): 688.18 inv(w): 688.28
exist drainage mh tr: 704.64 inv(e): 692.39 inv(s): 692.49 inv(w): 697.34
exist drainage mh tr: 702.06 inv(x): 696.66
exist drainage mh tr: 701.43 inv(s): 693.63 inv(n): 693.53 inv(w): 698.33 inv(e): 698.43
exist curb inlet tr: 704.56 inv(e): 699.60 inv(w): 699.60
exist curb inlet tr: 703.27 inv(w): 696.87 inv(se): 696.87
exist curb inlet tr: 699.79 inv(n): 698.79 inv(w): 698.69
exist curb inlet tr: 699.10 inv(s): 699.10
exist drainage inlet tr: 703.91 inv(ne): 697.56 inv(sw): 697.66
exist drainage inlet tr: 703.52 inv(ne): 697.02
exist drainage mh tr: 704.43 inv(e): 697.28 inv(sw): 697.28
exist drainage mh tr: 703.85 inv(ne): 696.85 inv(w): 696.85
exist sanitary mh tr: 703.78 inv(s): 687.28
exist sanitary mh tr: 703.52 inv(s): 686.22 inv(w): 686.32 inv(e): 686.42
exist sanitary mh tr: 703.26 inv(s): 685.96± inv(se): unable to see pipe to size and invert
exist sanitary mh tr: 702.68 inv(n): 685.98 inv(s): 686.08
exist sanitary mh tr: 703.52 inv(s): 686.04 inv(n): 686.04
exist sanitary mh tr: 703.27 inv(s): 693.09 inv(n): 693.19
exist sanitary mh tr: 703.52 inv(s): 686.22 inv(w): 686.32 inv(e): 686.42 inv(ne): 687.67 inv(w): 693.17
exist sanitary mh tr: 703.52 inv(s): 693.09 inv(n): 693.19
inv:686.92 to top of diversion wall overflow cut pipe south of diversion wall, cannot see pipe. manhole has flow mon'or
direction only (pipe mat. and size unknown)
24" truck
48" pvc
10" pvc
12" rcp
18" rcp
24" rcp
60" cmp
72" cmp
15" truck
direction only
W
E
SS
LAT
SD
FM
CW
G
FO
T1
T2
T3
T4
T5
T6
T7
T8
T9
T10
T11
T12
T13
T14
T15
T16
T17
T18
T19
T20
T21
T22
T23
T24
T25
T26
T27
T28
T29
T30
T31
T32
T33
T34
T35
T36
T37
T38
T39
T40

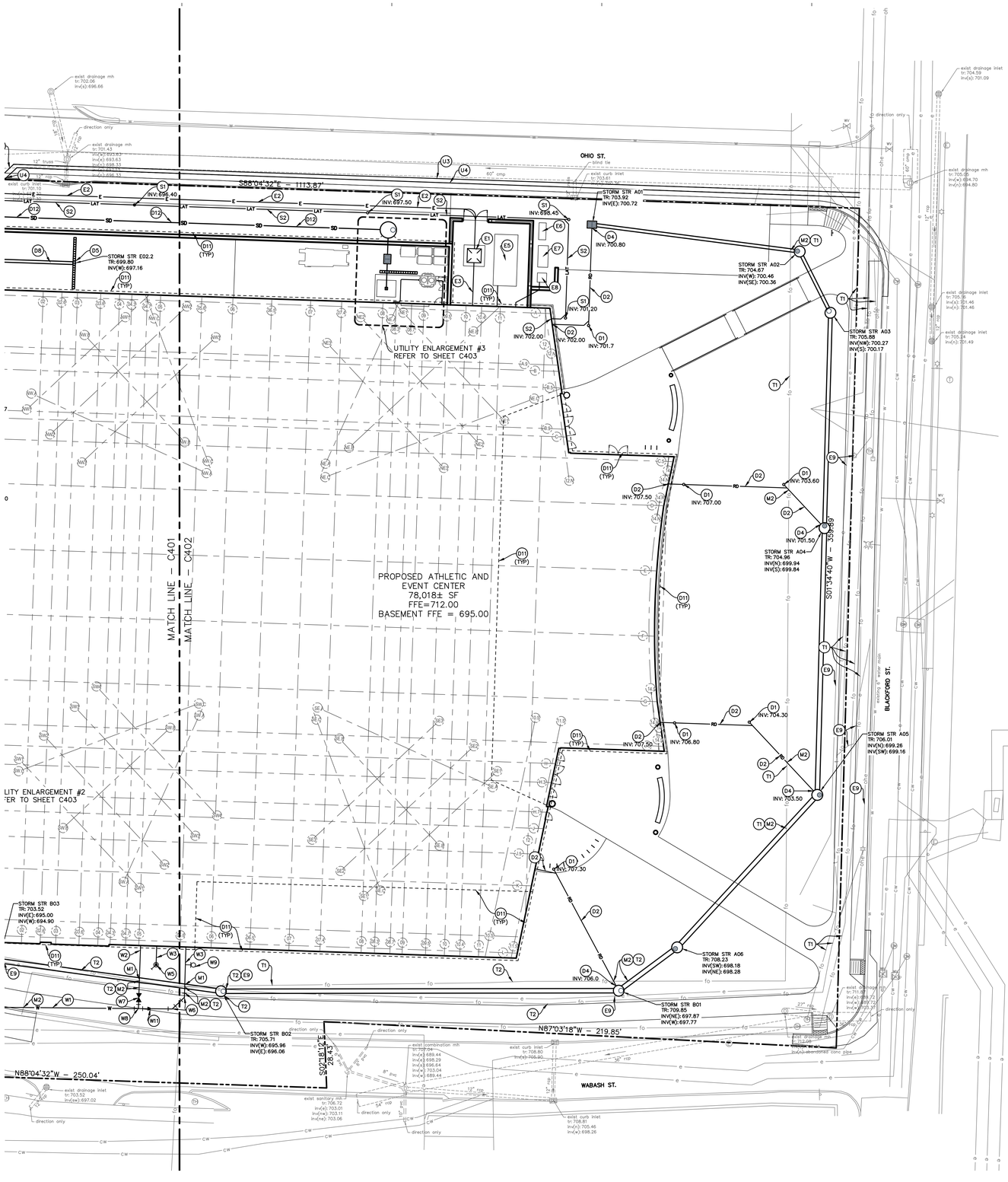
OHIO ST.
BLACKFORD ST.
WABASH ST.
S88°04'32"E – 1113.87'
N88°04'32"W – 250.04'
N87°03'18"W – 219.85'
S01°54'40"W – 339.89'
S02°18'14"W – 228.43'
MATCH LINE – C401
MATCH LINE – C402
UTILITY ENLARGEMENT #3
REFER TO SHEET C403
LITY ENLARGEMENT #2
'ER TO SHEET C403
PROPOSED ATHLETIC AND
EVENT CENTER
78,018± SF
FFE=712.00
BASEMENT FFE = 695.00
STORM STR A01
TR: 703.92
INV(E): 700.72
STORM STR A02
TR: 704.67
INV(W): 700.46
INV(SE): 700.36
STORM STR A03
TR: 705.88
INV(NW): 700.27
INV(S): 700.17
STORM STR A04
TR: 704.96
INV(N): 699.94
INV(S): 699.84
STORM STR A05
TR: 706.01
INV(N): 699.26
INV(SW): 699.16
STORM STR A06
TR: 708.23
INV(SW): 698.18
INV(NE): 698.28
STORM STR B01
TR: 709.85
INV(NE): 697.87
INV(W): 697.77
STORM STR B02
TR: 705.71
INV(W): 695.96
INV(E): 696.06
STORM STR B03
TR: 703.52
INV(E): 695.00
INV(W): 694.90
STORM STR E02.2
TR: 699.86
INV(W): 697.16
exist drainage mh
tr: 702.06
in=(s): 696.66
exist drainage mh
tr: 701.43
in=(s): 693.83
in=(s): 693.63
in=(s): 698.53
in=(s): 698.33
exist curb inlet
tr: 701.10
in=(s): 695.40
exist drainage inlet
tr: 704.59
in=(s): 701.09
exist drainage mh
tr: 705.05
in=(w): 694.70
in=(n): 694.80
exist drainage inlet
tr: 705.14
in=(s): 701.46
in=(n): 701.46
exist drainage inlet
tr: 705.14
in=(s): 701.49
exist combination mh
tr: 707.04
in=(s): 689.44
in=(s): 698.29
in=(s): 698.64
in=(w): 703.04
in=(e): 689.44
exist curb inlet
tr: 705.80
in=(w): 705.90
exist curb inlet
tr: 705.81
in=(s): 705.46
in=(e): 698.26
exist sanitary mh
tr: 706.72
in=(s): 703.01
in=(w): 703.11
in=(e): 703.06
exist drainage inlet
tr: 706.72
in=(s): 699.72
in=(w): 699.37
exist drainage mh
tr: 706.72
in=(s): 699.72
in=(w): 699.37
exist drainage inlet

PLOT DATE: 1/31/2025 3:40 PM PLOT SCALE: 1:1.008 EDIT DATE: 1/31/2025 EDITED BY: TSYLVIA DRAWING FILE: P:\2023\00877\D. Drawings\Civil\Construction Documents\2023.00877.CE.C401.UP.dwg

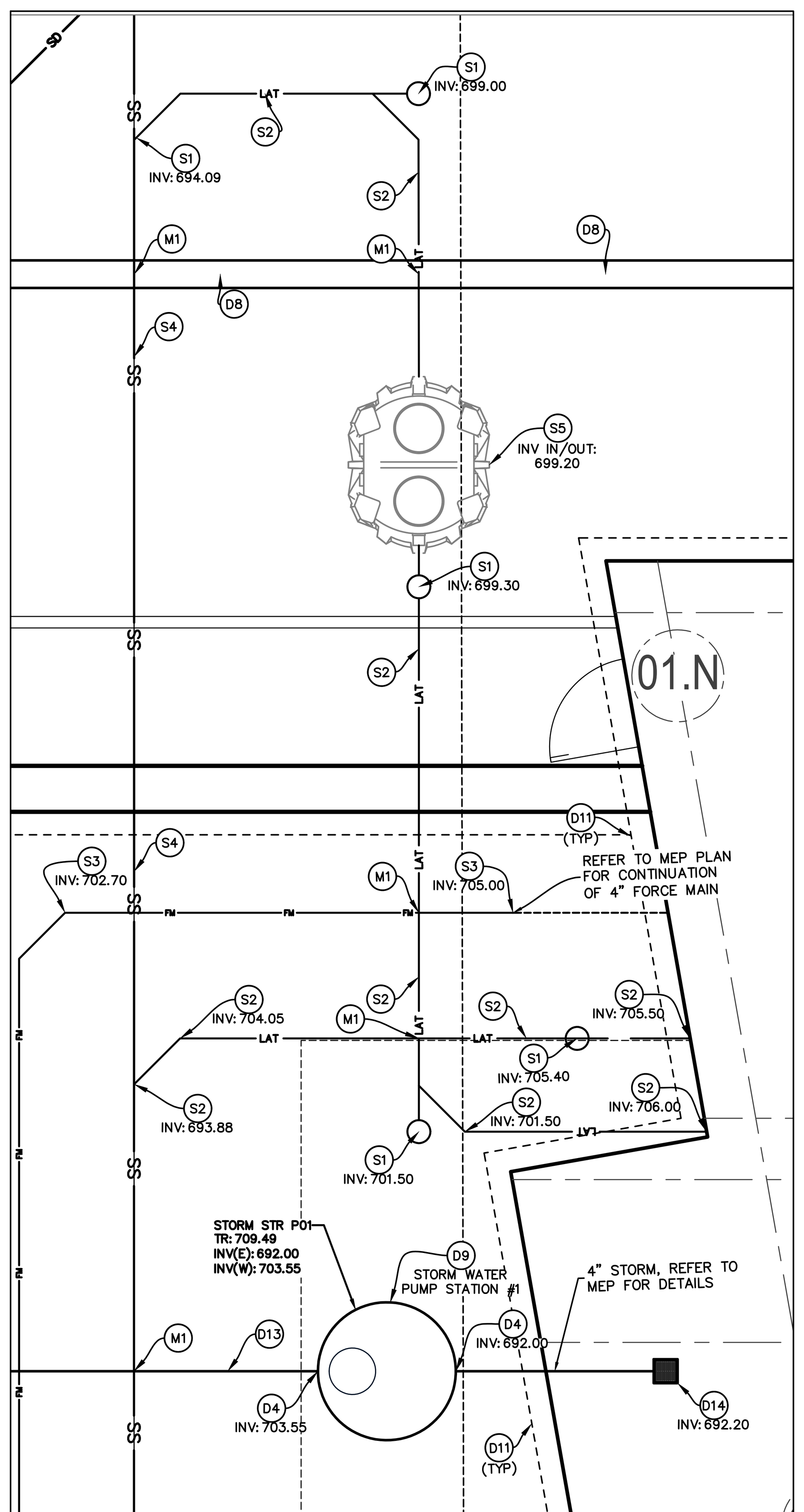

UTILITY ENLARGEMENT #1
SCALE: 1" = 5'

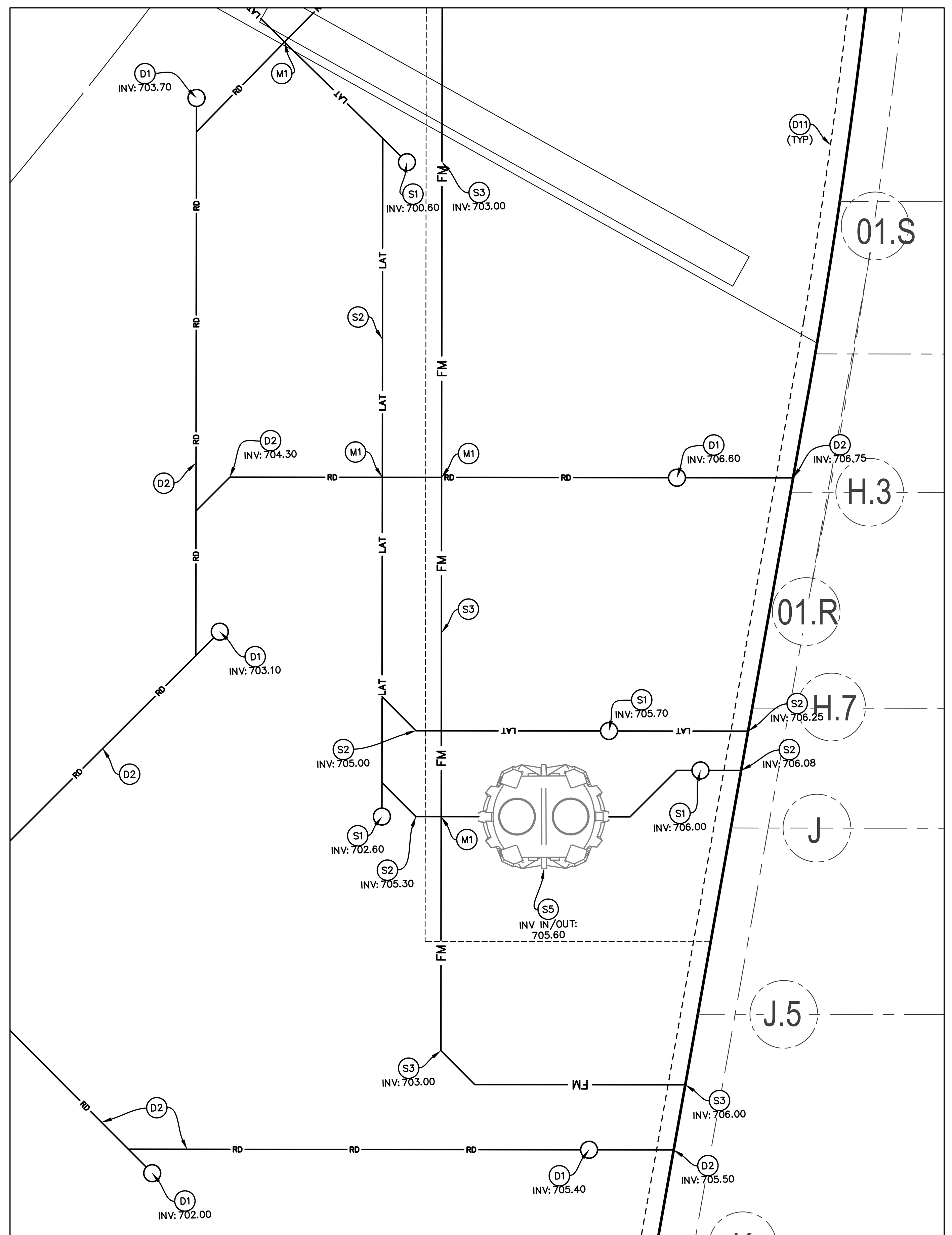

UTILITY ENLARGEMENT #2
SCALE: 1" = 5'

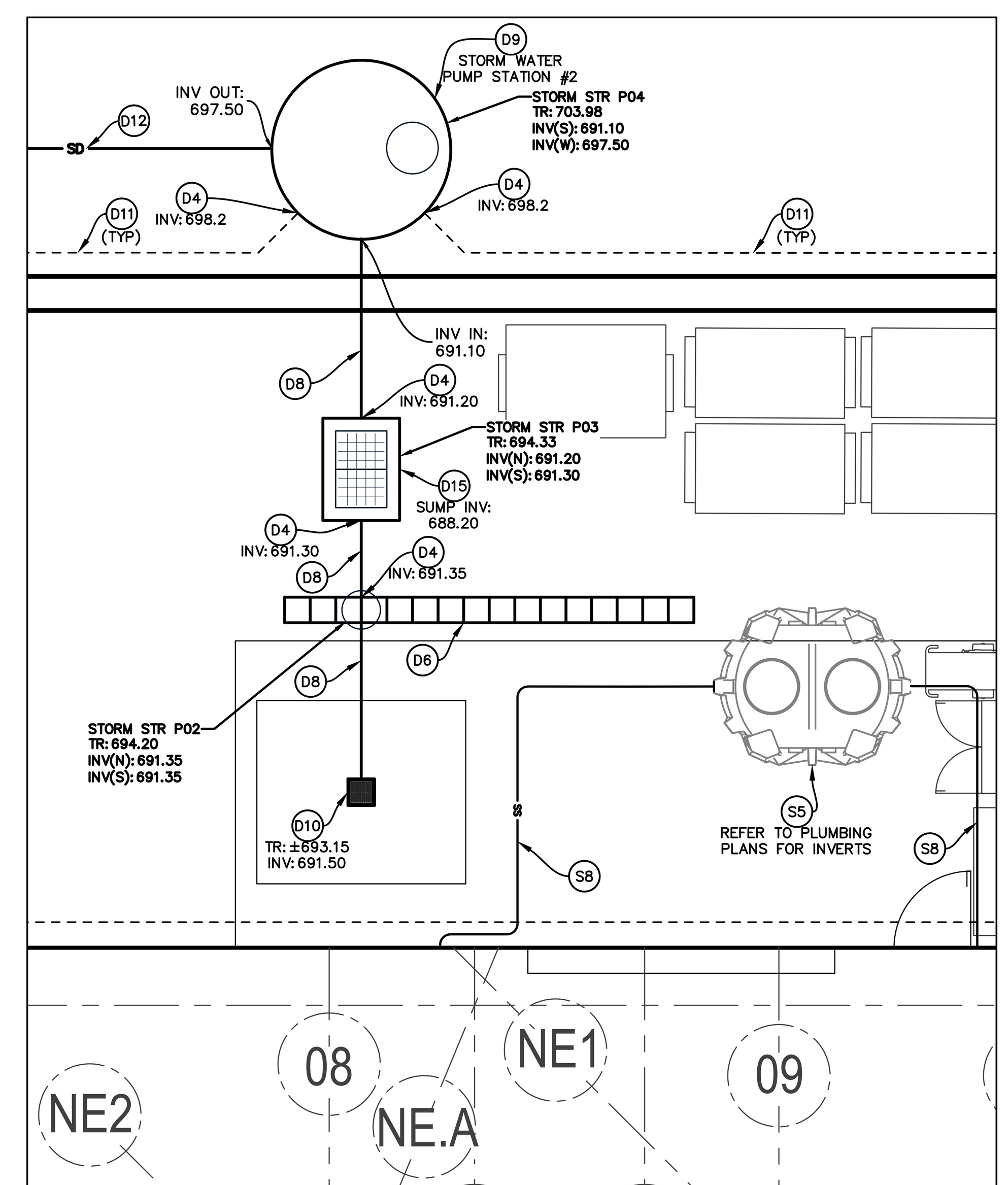

UTILITY ENLARGEMENT #3
SCALE: 1" = 5'

SCALE: 1"=20'

EXISTING LEGEND

CW	Chilled Water MH		Sign
	Clean Out		Sprinkler Control Valve
	Curb Inlet	TH	Telephone Handhole
	Drainage Inlet		Telephone Marker
D	Drainage MH	T	Telephone MH
EH	Electric Handhole		Transformer
E	Electric MH		Tree
	Fire Hydrant	WV	Water Valve
	Guard Post	—cw—	Buried Chilled Water Line
	Light Pole	—e—	Buried Electric Line
	Monitoring Well	—w—	Buried Water Line
	Power Pole	—ohe—	Overhead Electric Line
S	Sanitary MH	—fo—	Fiber Optic Line

UTILITY LEGEND

ETC	ELECTRIC / TELECOMMUNICATIONS LINE
W	WATER LINE
FP	FIRE PROTECTION LINE
RD	ROOF DRAIN LINE
SD	STORM DRAIN LINE
G	GAS LINE
SS	SANITARY SEWER MAIN
LAT	SANITARY LATERAL
FM	SANITARY FORCE MAIN
	STORM SEWER LINE
	PAVEMENT UNDERDRAIN
GM	GAS METER
TRANS	ELECTRICAL TRANSFORMER
	VALVE
	WATER FITTINGS
WM	WATER METER PIT
	FIRE HYDRANT W/ ASSEMBLY

KEYNOTES

SANITARY SEWER
- S1. SANITARY CLEANOUT
- S2. 6" SDR 35 PVC SAN. LATERAL @ 1.04% MIN.SLOPE
- S3. 4" DR 11 HDPE SANITARY FORCE MAIN
- S4. 8" SANITARY MAIN (REFER TO SANITARY SEWER PLAN & PROFILE ON SHEET C420)
- S5. GREASE INTERCEPTOR (INVERTS SHOWN FOR REFERENCE ONLY. REFER TO PLUMBING PLANS FOR ADDITIONAL INFORMATION INCLUDING DESIGN INVERTS. NOTIFY ENGINEER IF CONFLICT EXISTS)
- S6. CONNECT SANITARY LATERAL TO STRUCTURE
- S7. CONNECT SANITARY FORCE MAIN TO STRUCTURE
- S8. 4" BUILDING INTERNAL SANITARY PIPE (REFER TO PLUMBING DRAWINGS FOR DETAILS)

DRAINAGE/STORM SEWER
- D1. ROOF DRAIN CLEANOUT
- D2. 12" HDPE ROOF DRAIN @ 1.00% MIN. SLOPE
- D3. PAVEMENT UNDER DRAIN
- D4. CONNECT DRAIN TO STRUCTURE
- D5. CONCRETE TRENCH DRAIN A
- D6. CONCRETE TRENCH DRAIN B
- D7. UNDERGROUND DETENTION ACCESS RISER
- D8. 12" HDPE STORM DRAIN @ 1.00% MIN. SLOPE
- D9. STORM WATER PUMP STATION (CHLORINE RATED, SEE STORM WATER PUMP STATION DESIGN BASIS TABLE ON SHEET C404 FOR ADDITIONAL INFORMATION)
- D10. 12" NYLOPLAST INLINE DRAIN @ RECESSED DOCK LIFT PIT (REFER TO STRUCTURAL PLANS)
- D11. 4" PERFORATED PVC FOUNDATION DRAIN (REFER TO STRUCTURAL PLANS)
- D12. 4" PVC SDR 21 PIPE
- D13. 3" PVC SDR 21 PIPE
- D14. 12" NYLOPLAST INLINE DRAIN @ RECESSED AREAWAY (REFER TO STRUCTURAL PLANS)
- D15. STORM WATER PUMP STATION DEBRIS FILTERING STRUCTURE. BMP, INC. 18F SNOUT OIL & DEBRIS STOP DEVICE TO BE INSTALLED AT OUTLET ORIFICE. STRUCTURE SUMP TO BE MIN. 36" BELOW OUTLET INVERT ELEVATION.

WATERLINE
- W1. 8" C900 PVC DR 18 WATER LINE
- W2. 6" C900 PVC DR 18 DOMESTIC WATER SERVICE LINE
- W3. 6" C900 PVC DR 18 FIRE PROTECTION SERVICE LINE
- W4. FIRE HYDRANT W/ ASSEMBLY (PER LOCAL UTILITY AND FIRE DEPARTMENT STANDARDS)
- W5. FIRE DEPARTMENT CONNECTION (PER LOCAL UTILITY AND FIRE DEPARTMENT STANDARDS)
- W6. WATER BEND W/ CONCRETE THRUST BLOCK
- W7. WATER VALVE
- W8. TEE FITTING W/ CONCRETE THRUST BLOCK
- W9. POST INDICATOR VALVE (PER LOCAL UTILITY AND FIRE DEPARTMENT STANDARDS)
- W10. TAPPING SLEEVE (PER CITIZENS ENERGY GROUP STANDARDS)
- W11. WATER REDUCER FITTING

STEAM & CHILLED WATER
- U1. STEAM SERVICE LINE (REFER TO CITIZENS ENERGY GROUP PLANS)
- U2. STEAM MANHOLE (REFER TO CITITZENS ENERGY GROUP PLANS)
- U3. CHILLED WATER SERVICE SUPPLY LINE (REFER TO CITIZENS ENERGY GROUP PLANS)
- U4. CHILLED WATER SERVICE RETURN LINE (REFER TO CITIZENS ENERGY GROUP PLANS)

ELECTRIC \ TELECOMMUNICATIONS
- E1. ELECT. TRANSFORMER (REFER TO ELECTRICAL PLANS FOR DETAILS)
- E2. ELECTRIC PRIMARY SERVICE LINE (REFER TO ELECTRICAL PLANS FOR DETAILS)
- E3. ELECTRIC SECONDARY SERVICE LINE (REFER TO ELECTRICAL PLANS FOR DETAILS)
- E4. PAD MOUNTED MEDIUM VOLTAGE SWITCH GEAR (REFER TO ELECTRICAL PLANS FOR DETAILS)
- E5. GENERATOR (REFER TO ELECTRICAL PLANS FOR DETAILS)
- E6. LOW VOLTAGE CABINET (REFER TO ELECTRICAL PLANS FOR DETAILS)
- E7. BROADCAST TRUCK SWITCHBOARD, TVRP (REFER TO ELECTRICAL PLANS FOR DETAILS)
- E8. TEMP GENERATOR CONNECTION CABINET (REFER TO ELECTRICAL PLANS FOR DETAILS)
- E9. CONTRACTOR SHALL COORDINATE RELOCATIONS OF EXISTING ELECTRICAL FACILITIES IN CONFLICT WITH PROPOSED SITE FEATURES & UTILITIES WITH UTILITY PROVIDER & SEQUENCE WORK ACCORDINGLY.
- T1. CONTRACTOR SHALL COORDINATE RELOCATIONS OF EXISTING TELECOM FACILITIES IN CONFLICT WITH PROPOSED SITE FEATURES & UTILITIES WITH UTILITY PROVIDER & SEQUENCE WORK ACCORDINGLY.
- T2. CONTRACTOR SHALL COORDINATE RELOCATIONS OF EXISTING TELECOM FACILITIES IN CONFLICT WITH PROPOSED SITE FEATURES & UTILITIES WITH OWNER & SEQUENCE WORK ACCORDINGLY.

MISCELLANEOUS
- M1. ALL WATER, SANITARY, AND STORM CROSSINGS SHALL HAVE A MINIMUM OF 18" VERTICAL CLEARANCE. CONTRACTOR SHALL ENSURE ALL NECESSARY SEPARATIONS ARE PROVIDED AND RELOCATE EXISTING AS NECESSARY. RELOCATION ALSO INCLUDES PROPOSED UTILITIES OR WORK ITEMS THAT ARE NOT SEQUENCED APPROPRIATELY. CONTACT ENGINEER IF CONFLICT EXISTS.
- M2. CONTRACTOR TO FIELD VERIFY LOCATION, DEPTH, AND SIZE OF EXISTING UTILITIES PRIOR TO CONSTRUCTION. NOTIFY ENGINEER IMMEDIATELY IF CONFLICT EXISTS.
- M3. CONTRACTOR SHALL COORDINATE SERVICE CONNECTION LOCATION WITH UTILITY PROVIDER.

UTILITY CONTACTS

UTILITY	COMPANY	CONTACT	PHONE NO.
CABLE TELEVISION	COMCAST	–	–
ELECTRIC	AES INDIANA	–	(317) 446–7907
ELECTRIC	INDIANA UNIVERSITY	P.K. PATEL	(812) 855–7894
FIBER OPTIC	AT&T	CHRIS CARSON	(317) 610–5469
GAS	CITIZENS GAS	RICH MILLER	(317) 927–4684
SANITARY SEWER	CITIZENS ENERGY GROUP	BRAD HOSTETLER JR	(317) 927–4351
STORM SEWER	CITY OF INDIANAPOLIS	JEFF MEID	(317) 327–8583
STEAM & CHILLED WATER	CITIZENS ENERGY GROUP	PHILIP SEARCY	(317) 308–9910
TELEPHONE	VERIZON/MCI	CHRIS REED	(317) 408–3971
TELEPHONE	AT&T	CHRIS CARSON	(317) 610–5469
TELEPHONE	T–MOBILE	MELISSA MORENO	(317) 997–8553
WATER	CITIZENS ENERGY GROUP	RICHARD NEWELL	(317) 927–4377

(REV. 01/31/25)

GENERAL NOTES:

1. CONTRACTOR SHALL PROTECT AND NOT DESTROY THE PROPERTY CORNER MONUMENTS DURING CONSTRUCTION.
2. CONTRACTOR TO VERIFY LOCATION, SIZE AND DEPTH OF EXISTING UTILITIES PRIOR TO COMMENCING ANY CONSTRUCTION. CONTACT ENGINEER IF VARIATION EXISTS.
3. SEE SHEET C002 GENERAL NOTES FOR MORE INFORMATION.

!! CAUTION !!

THE LOCATIONS OF ALL EXISTING UNDERGROUND UTILITIES SHOWN ON THIS PLAN ARE BASED UPON ABOVE GROUND EVIDENCE (including, but not limited to, manholes, inlets, valves, and marks made upon the ground by others) AND ARE SPECULATIVE IN NATURE. THERE MAY ALSO BE OTHER EXISTING UNDERGROUND UTILITIES FOR WHICH THERE IS NO ABOVE GROUND EVIDENCE OR FOR WHICH NO ABOVE GROUND EVIDENCE WAS OBSERVED. THE EXACT LOCATIONS OF SAID EXISTING UNDERGROUND UTILITIES SHALL BE VERIFIED BY THE CONTRACTOR PRIOR TO ANY AND ALL CONSTRUCTION.

CALL TOLL FREE
"811" OR 1–800–382–5544
– INDIANA UNDERGROUND –

FOR REFERENCE ONLY
NOT FOR CONSTRUCTION

IN128 - JAMES T. MORRIS ARENA

Ohio St & N Blackford St
Indianapolis, IN 46202

IU Project NO. 20240127

Owner
INDIANA UNIVERSITY BOARD OF TRUSTEES
2901 EAST DISCOVERY PARKWAY
BLOOMINGTON, IN 47408
812-855-1692

Architect
RATIO
101 SOUTH PENNSYLVANIA STREET
INDIANAPOLIS, IN 46204
317-633-4040

Structural Engineer
FINK ROBERTS AND PETRIE, INC.
3535 EAST 96TH STREET
SUITE 126
INDIANAPOLIS, IN 46240
317-872-8400

Mechanical / Electrical Engineer
INTROBA
8250 HAVERSTICK ROAD
SUITE 285
INDIANAPOLIS, IN 46240
+1 800-404-7677

Plumbing Engineer
DLZ
138 N. DELAWARE ST
INDIANAPOLIS, IN 46204
317-633-4120

Acoustics / Technology Engineer
WJHW
7220 W. JEFFERSON AVE
SUITE 216
LAKEWOOD, CO 80235
972-934-3700

Civil Engineer
AMERICAN STRUCTUREPOINT, INC.
9025 RIVER ROAD
SUITE 200
INDIANAPOLIS, IN 46240
317-547-5580

Food Service Consultant
CINILITTLE
3405 NW 9TH AVENUE #1202
FORT LAUDERDALE, FL 33309
954-846-9600

Code Consultant
FORZA
2502 WEST MECHANIC ST, SUITE C
HARRISONVILLE, MO 64701
816-806-3729

245 UNIVERSITY BLVD.

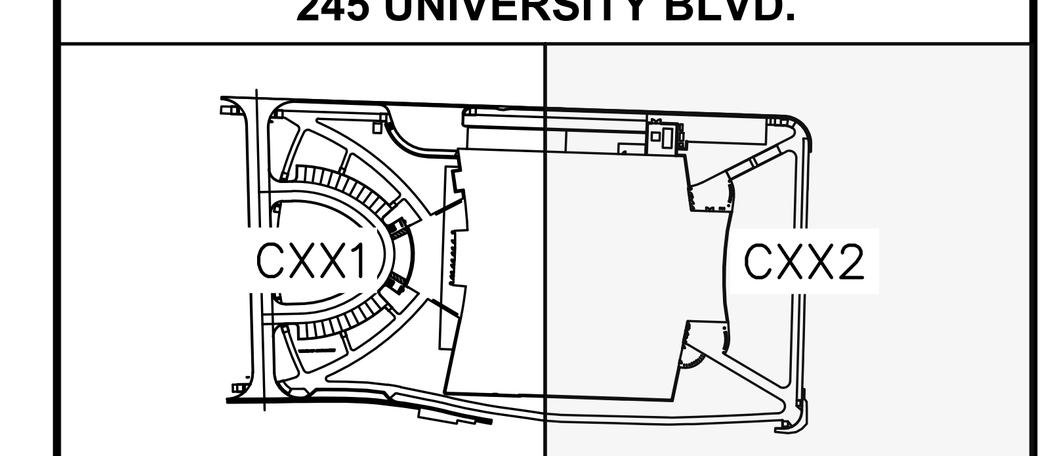

N
KEY PLAN

SEAL | DATE

APPROVAL PENDING
NOT FOR CONSTRUCTION
IN SUBMITTING BIDS IN RELIANCE ON THESE PLANS THE CONTRACTOR ASSUMES ALL RISKS OF ADDITIONAL COSTS OF REVISIONS DUE TO REQUIREMENTS OF THE OWNER OR GOVERNMENTAL AUTHORITIES AND MATERIAL REVISIONS IN THE COURSE OF COMPLETING THE FINAL DESIGN.

SHEET ISSUE

A	BID PACKAGE 1 - SITE EXCAVATION	10/29/2024
B	CONSTRUCTION DOCUMENTS	01/13/2025
C	ADDENDUM 01	01/27/2025
D	ADDENDUM 02	02/03/2025

RATIO

COPYRIGHT NOTICE: THIS ARCHITECTURAL AND ENGINEERING DRAWING IS GIVEN IN CONFIDENCE AND SHALL BE USED ONLY PURSUANT TO THE AGREEMENT WITH RATIO. NO OTHER USE, DISSEMINATION OR DUPLICATION MAY BE MADE WITHOUT PRIOR WRITTEN CONSENT OF RATIO. ALL COMMON LAW RIGHTS OF COPYRIGHT AND OTHERWISE ARE HEREBY SPECIFICALLY RESERVED.

ASI PROJECT NO. 23112.000

SHEET TITLE

UTILITY ENLARGEMENTS

SHEET NUMBER

C403

D

SANITARY STRUCTURE DATA TABLE										
STR. NO.	STRUCTURE	CASTING TYPE	TOP OF RIM	INCOMING PIPE DATA (DIRECTION) [FROM STR]	OUTGOING PIPE DATA (DIRECTION) [TO STR]	OUTGOING PIPE L.F.	OUTGOING PIPE SIZE	OUTGOING GRADE (%)	CONNECT TO STRUCT	REMARKS
01	48" SANITARY MH	SEE DETAIL	702.79		8" PVC SDR 26 694.20 (S) [02]	89'	8"	0.50%	02	
02	48" SANITARY MH	SEE DETAIL	712.10	8" PVC SDR 26 693.75 (N) [01]	8" PVC SDR 26 693.65 (S) [03]	111'	8"	0.50%	03	
03	48" SANITARY MH	SEE DETAIL	711.62	8" PVC SDR 26 693.10 (N) [02]	8" PVC SDR 26 692.90 (W) [04]	40'	8"	0.50%	04	
04	EXISTING SANITARY MH		710.89	8" PVC SDR 26 692.70 (E) [03] 60" EXISTING BRICK 686.68 (N)	60" EXISTING BRICK 686.58 (S)					

STORM STRUCTURE DATA TABLE NOTE: ALL CASTINGS SHALL BE LABELED "DUMP NO WASTE–DRAINS TO WATERWAY"										
STR. NO.	STRUCTURE TYPE	CASTING TYPE	TOP OF RIM	INCOMING PIPE DATA (DIRECTION) [FROM STR]	OUTGOING PIPE DATA (DIRECTION) [TO STR]	OUTGOING PIPE L.F.	OUTGOING PIPE SIZE	OUTGOING GRADE (%)	CONNECT TO STRUCT	REMARKS
A01	TYPE "M" INLET	R–3455–C	703.92		12" RCP 700.72 (E) [A02]	90'	12"	0.30%	A02	ROOF DRAIN CONNECTION
A02	TYPE "C" MH	R–4342	704.67	12" RCP 700.46 (W) [A01]	12" RCP 700.36 (SE) [A03]	29'	12"	0.30%	A03	
A03	TYPE "C" MH	R–1772	705.88	12" RCP 700.27 (NW) [A02]	15" RCP 700.17 (S) [A04]	92'	15"	0.25%	A04	
A04	TYPE "C" MH	R–4342	704.96	15" RCP 699.94 (N) [A03]	18" RCP 699.84 (S) [A05]	114'	18"	0.50%	A05	
A05	TYPE "C" MH	R–4342	706.01	18" RCP 699.26 (N) [A04]	18" RCP 699.16 (SW) [A06]	89'	18"	1.00%	A06	
A06	TYPE "C" MH	R–4342	708.23	18" RCP 698.28 (NE) [A05]	18" RCP 698.18 (SW) [B01]	31'	18"	1.00%	B01	
B01	TYPE "C" MH	R–1772	709.85	18" RCP 697.87 (NE) [A06]	18" RCP 697.77 (W) [B02]	170'	18"	1.00%	B02	ROOF DRAIN CONNECTION
B02	TYPE "C" MH	R–1772	705.71	18" RCP 696.06 (E) [B01]	18" RCP 695.96 (W) [B03]	96'	18"	1.00%	B03	TYPE "C" MANHOLE
B03	TYPE "C" MH	R–4342	703.52	18" RCP 695.00 (E) [B02]	24" RCP 694.90 (W) [B04]	41'	24"	0.50%	B04	
B04	TYPE "C" MH	R–1772	703.87	24" RCP 694.70 (E) [B03]	24" RCP 694.60 (NW) [B05.1]	76'	24"	0.50%	B05.1	
B05.1	TYPE "C" MH	R–4342	703.35	24" HDPE 698.47 (NE) [B05.2] 24" RCP 694.22 (SE) [B04]	24" RCP 694.12 (NW) [B06]	49'	24"	0.50%	B06	
B05.2	NYLOPLAST	3099CGD	704.70		24" HDPE 698.69 (SW) [B05.1]	45'	24"	0.50%	B05.1	ROOF DRAIN CONNECTION
B06	TYPE "C" MH	R–4342	706.82	24" RCP 693.87 (SE) [B05.1]	24" RCP 693.77 (SW) [D01]	51'	24"	0.50%	D01	
C01	NYLOPLAST	3099CGD	702.88		12" HDPE 698.96 (W) [C02.1]	16'	12"	0.30%	C02.1	
C02.1	TYPE "M" INLET	R–3287–10V	703.57	12" HDPE 698.92 (E) [C01]	12" RCP 698.82 (W) [C02.2]	24'	12"	0.30%	C02.2	
C02.2	TYPE "J" INLET	R–3287–10V	703.57	12" RCP 698.74 (E) [C02.1]	12" RCP 698.64 (S) [C04.2]	144'	12"	0.50%	C04.2	
C03	TYPE "E" INLET	R–4215–C	704.74		12" HDPE 700.48 (SW) [C04.1]	22'	12"	1.00%	C04.1	
C04.1	TYPE "M" INLET	R–3287–10V	704.42	12" HDPE 700.26 (NE) [C03]	12" RCP 700.16 (W) [C04.2]	24'	12"	1.00%	C04.2	
C04.2	TYPE "J" INLET	R–3287–10V	704.42	12" RCP 699.92 (E) [C04.1] 12" RCP 697.92 (N) [C02.2]	15" RCP 697.82 (S) [C05.2]	130'	15"	0.50%	C05.2	
C05.1	TYPE "M" INLET	R–3287–10V	704.73	15" RCP 696.95 (W) [C05.2]	15" RCP 696.85 (E) [C06]	16'	15"	0.50%	C06	
C05.2	TYPE "J" INLET	R–3287–10V	704.73	15" RCP 697.17 (N) [C04.2]	15" RCP 697.07 (E) [C05.1]	24'	15"	0.50%	C05.1	
C06	TYPE "C" MH	R–4342	704.70	15" RCP 696.77 (W) [C05.1]	15" RCP 696.67 (NE) [D01]	31'	15"	0.50%	D01	
D01	TYPE "J" MH	R–4342	704.76	15" RCP 696.51 (SW) [C06] 24" RCP 693.51 (NE) [B06]	30" RCP 693.41 (N) [D02]	19'	30"	0.20%	D02	
D02	TYPE "J" MH	R–1772	706.35	30" RCP 693.38 (S) [D01]	30" RCP 693.28 (N) [D05] 12" RCP 693.38 (E) [D03]	16' 8'	30" 12"	1.00% 0.50%	D05 D03	WATER QUALITY DIVERSION STRUCTURE
D03	TYPE "C" MH	R–1772	706.61	12" RCP 693.34 (W) [D02]	12" RCP 693.34 (N) [Q01]	8'	12"	0.50%	Q01	
D04	TYPE "C" MH	R–1772	707.02	12" RCP 693.26 (S) [Q01]	12" RCP 693.26 (W) [D05]	8'	12"	1.45%	D05	
D05	TYPE "J" MH	R–1772	706.67	30" RCP 693.12 (S) [D02] 12" RCP 693.14 (E) [D04]	30" RCP 693.02 (N) [Z01]	8'	30"	0.20%	Z01	
E01	NYLOPLAST	3099CGD	707.19		12" HDPE 702.84 (NW) [E02]	50'	12"	4.00%	E02	ROOF DRAIN CONNECTION
E02	NYLOPLAST	3099CGD	705.13	12" HDPE 700.84 (SE) [E01] 12" RCP 695.34 (E) [E02.1]	12" HDPE 695.24 (NW) [E03]	41'	12"	1.70%	E03	
E02.1	TYPE "C" MH	R–3455–C	702.40	12" HDPE 696.27 (E) [E02.2]	12" RCP 696.17 (W) [E02]	59'	12"	1.40%	E02	
E02.2	12" CLEANOUT	SEE DETAIL	699.80		12" HDPE 697.16 (W) [E02.1]	89'	12"	1.00%	E02.1	CONCRETE TRENCH DRAIN
E03	TYPE "C" MH	R–4342	702.89	12" HDPE 694.54 (SE) [E02]	12" RCP 694.44 (SW) [E04]	47'	12"	1.70%	E04	
E04	TYPE "C" MH	R–4342	703.89	12" RCP 693.65 (NE) [E03] 12" HDPE 698.15 (SE) [E04.1]	15" RCP 693.55 (S) [Q02]	15'	15"	1.50%	Q02	
E04.1	NYLOPLAST	3099CGD	705.61		12" HDPE 699.98 (NW) [E04]	46'	12"	4.00%	E04	
F01	TYPE "J" MH	R–1772	704.15	24" RCP 693.25 (S) [Z03] 24" RCP 693.25 (W) [F02]	24" RCP 693.20 (N) [X01]	29'	24"	1.18%	X01	
F02	TYPE "C" MH	R–1772	704.22	24" RCP 693.32 (S) [Z04]	24" RCP 693.32 (E) [F01]	10'	24"	0.78%	F01	
P01	STORMWATER PUMP #1	SEE DETAIL	709.49	4" STORM DRAIN 692.00 (E) []						SEE SPECIFICATIONS AND DETAILS
P02	CONCRETE TRENCH DRAIN	SEE DETAIL	694.20	12" HDPE 691.35 (S) []	12" HDPE 691.35 (N) [P03]	5'	12"	0.91%	P03	CONCRETE TRENCH DRAIN
P03	TYPE "M" INLET	R–3455–C	694.33	12" HDPE 691.30 (S) [P02]	12" HDPE 691.20 (N) [P04]	12'	12"	0.80%	P04	18F SNOUT OIL & DEBRIS STOP
P04	STORMWATER PUMP #2	SEE DETAIL	703.98	12" HDPE 691.10 (S) [P03]						SEE SPECIFICATIONS AND DETAILS
Q01	CONTECH CASCADE CS–5	SEE DETAIL	706.80	12" RCP 693.30 (S) [D03]	12" RCP 693.30 (N) [D04]	8'	12"	0.50%	D04	WATER QUALITY UNIT
Q02	CONTECH CASCADE CS–5	SEE DETAIL	706.10	15" RCP 693.32 (N) [E04]	15" RCP 693.22 (S) [Z02]	15'	15"	1.50%	Z02	WATER QUALITY UNIT
X01	EXISTING DRAINAGE MH		703.85	24" RCP 692.85 (S) [F01] 60" EX. 60" CMP 692.85 (E) [] 18" EX. 18" RCP 696.10 (N) []	60" EX. 60" CMP 692.85 (W)					

STORM WATER PUMP STATION SPECIFICATION TABLE

STORM WATER PUMP STATION #1:
BASIS OF DESIGN - HOMA MODEL AMS336-200/2,8T/C
(REFER TO SPECIFICATIONS SECTION 33 42 00 AND SITE DETAILS FOR ADDITIONAL INFORMATION)

STORM WATER PUMP STATION #2
BASIS OF DESIGN - HOMA MODEL AMS646-340/15,3P/C
(REFER TO SPECIFICATIONS SECTION 33 42 00 AND SITE DETAILS FOR ADDITIONAL INFORMATION)

UTILITY CONTACTS			
UTILITY	COMPANY	CONTACT	PHONE NO.
CABLE TELEVISION	COMCAST	–	–
ELECTRIC	AES INDIANA	–	(317) 446–7907
ELECTRIC	INDIANA UNIVERSITY	P.K. PATEL	(812) 855–7894
FIBER OPTIC	AT&T	CHRIS CARSON	(317) 610–5469
GAS	CITIZENS GAS	RICH MILLER	(317) 927–4684
SANITARY SEWER	CITIZENS ENERGY GROUP	BRAD HOSTETLER JR	(317) 927–4351
STORM SEWER	CITY OF INDIANAPOLIS	JEFF MEID	(317) 327–8583
STEAM & CHILLED WATER	CITIZENS ENERGY GROUP	PHILIP SEARCY	(317) 308–9910
TELEPHONE	VERIZON/MCI	CHRIS REED	(317) 408–3971
TELEPHONE	AT&T	CHRIS CARSON	(317) 610–5469
TELEPHONE	T–MOBILE	MELISSA MORENO	(317) 997–8553
WATER	CITIZENS ENERGY GROUP	RICHARD NEWELL	(317) 927–4377

(REV. 01/31/25)

GENERAL NOTES:

1. CONTRACTOR SHALL PROTECT AND NOT DESTROY THE PROPERTY CORNER MONUMENTS DURING CONSTRUCTION.
2. CONTRACTOR TO VERIFY LOCATION, SIZE AND DEPTH OF EXISTING UTILITIES PRIOR TO COMMENCING ANY CONSTRUCTION. CONTACT ENGINEER IF VARIATION EXISTS.
3. SEE SHEET C002 GENERAL NOTES FOR MORE INFORMATION.

!! CAUTION !!

THE LOCATIONS OF ALL EXISTING UNDERGROUND UTILITIES SHOWN ON THIS PLAN ARE BASED UPON ABOVE GROUND EVIDENCE (including, but not limited to, manholes, inlets, valves, and marks made upon the ground by others) AND ARE SPECULATIVE IN NATURE. THERE MAY ALSO BE OTHER EXISTING UNDERGROUND UTILITIES FOR WHICH THERE IS NO ABOVE GROUND EVIDENCE OR FOR WHICH NO ABOVE GROUND EVIDENCE WAS OBSERVED. THE EXACT LOCATIONS OF SAID EXISTING UNDERGROUND UTILITIES SHALL BE VERIFIED BY THE CONTRACTOR PRIOR TO ANY AND ALL CONSTRUCTION.

CALL TOLL FREE
"811" OR 1–800–382–5544
– INDIANA UNDERGROUND –

FOR REFERENCE ONLY
NOT FOR CONSTRUCTION

PLOT DATE: 1/31/2025 3:40 PM
PLOT SCALE: 1:1.008
EDIT DATE: 1/31/2025
EDITED BY: TSYLVIA
DRAWING FILE: P:\2023\00877\D. Drawings\Civil\Construction Documents\2023.00877.CE.C401.UP.dwg

IN128 - JAMES T. MORRIS ARENA

Ohio St & N Blackford St
Indianapolis, IN 46202

IU Project NO. 20240127

Owner
INDIANA UNIVERSITY BOARD OF TRUSTEES
2901 EAST DISCOVERY PARKWAY
BLOOMINGTON, IN 47408
812-855-1692

Architect
RATIO
101 SOUTH PENNSYLVANIA STREET
INDIANAPOLIS, IN 46204
317-633-4040

Structural Engineer
FINK ROBERTS AND PETRIE, INC.
3535 EAST 96TH STREET
SUITE 126
INDIANAPOLIS, IN 46240
317-872-8400

Mechanical / Electrical Engineer
INTROBA
8250 HAVERSTICK ROAD
SUITE 285
INDIANAPOLIS, IN 46240
+1 800-404-7677

Plumbing Engineer
DLZ
138 N. DELAWARE ST
INDIANAPOLIS, IN 46204
317-633-4120

Acoustics / Technology Engineer
WJHW
7220 W. JEFFERSON AVE
SUITE 216
LAKEWOOD, CO 80235
972-934-3700

Civil Engineer
AMERICAN STRUCTUREPOINT, INC.
9025 RIVER ROAD
SUITE 200
INDIANAPOLIS, IN 46240
317-547-5580

Food Service Consultant
CINILITTLE
3405 NW 9TH AVENUE #1202
FORT LAUDERDALE, FL 33309
954-846-9600

Code Consultant
FORZA
2502 WEST MECHANIC ST, SUITE C
HARRISONVILLE, MO 64701
816-806-3729

245 UNIVERSITY BLVD.

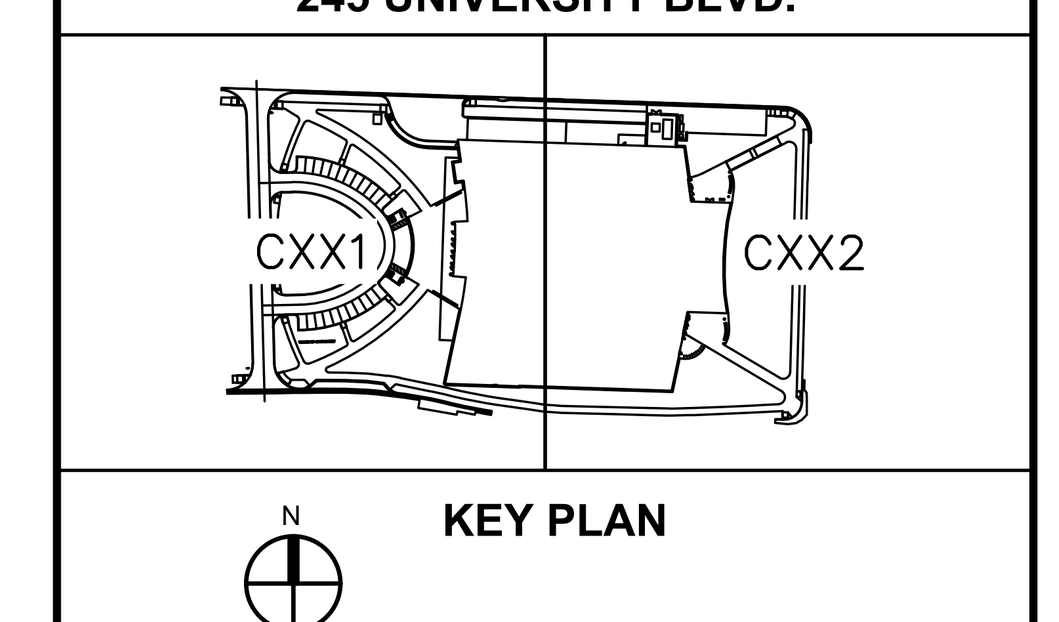

KEY PLAN

SEAL | DATE

APPROVAL PENDING
NOT FOR CONSTRUCTION
IN SUBMITTING BIDS IN RELIANCE ON THESE PLANS THE CONTRACTOR ASSUMES ALL RISKS OF ADDITIONAL COSTS OF REVISIONS DUE TO REQUIREMENTS OF THE OWNER OR GOVERNMENTAL AUTHORITIES AND MATERIAL REVISIONS IN THE COURSE OF COMPLETING THE FINAL DESIGN.

SHEET ISSUE

A	BID PACKAGE 1 - SITE EXCAVATION	10/29/2024
B	CONSTRUCTION DOCUMENTS	01/13/2025
C	ADDENDUM 01	01/27/2025
D	ADDENDUM 02	02/03/2025

RATIO

COPYRIGHT NOTICE: THIS ARCHITECTURAL AND ENGINEERING DRAWING IS GIVEN IN CONFIDENCE AND SHALL BE USED ONLY PURSUANT TO THE AGREEMENT WITH RATIO. NO OTHER USE, DISSEMINATION OR DUPLICATION MAY BE MADE WITHOUT PRIOR WRITTEN CONSENT OF RATIO. ALL COMMON LAW RIGHTS OF COPYRIGHT AND OTHERWISE ARE HEREBY SPECIFICALLY RESERVED.

ASI PROJECT NO. 23112.000

SHEET TITLE

STRUCTURE DATA TABLES

SHEET NUMBER

C404

UTILITY LEGEND

ETC	ELECTRIC / TELECOMMUNICATIONS LINE
W	WATER LINE
FP	FIRE PROTECTION LINE
RD	ROOF DRAIN LINE
G	GAS LINE
SS	SANITARY SEWER MAIN
LAT	SANITARY LATERAL
FM	SANITARY FORCE MAIN
	STORM SEWER LINE
	PAVEMENT UNDERDRAIN
GM	GAS METER
	ELECTRICAL TRANSFORMER
	VALVE
	WATER FITTINGS
WM	WATER METER PIT
	FIRE HYDRANT W/ ASSEMBLY

EXISTING LEGEND

CW	Chilled Water MH		Sign
	Clean Out		Sprinkler Control Valve
	Curb Inlet	T	Telephone Handhole
	Drainage Inlet		Telephone Marker
	Drainage MH	T	Telephone MH
	Electric Handhole		Transformer
E	Electric MH		Tree
	Fire Hydrant		Water Valve
	Guard Post	-cw-	Buried Chilled Water Line
	Light Pole	-e-	Buried Electric Line
	Monitoring Well	-w-	Buried Water Line
	Power Pole	-ohe-	Overhead Electric Line
S	Sanitary MH	-fo-	Fiber Optic Line

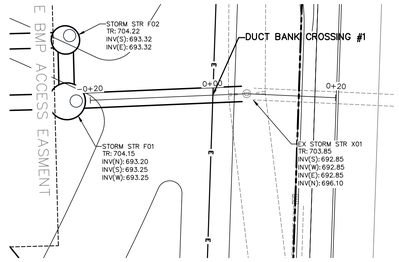

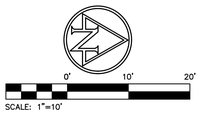

SCALE: 1"=10'

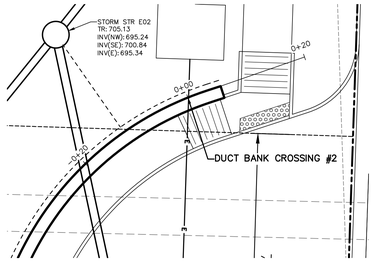

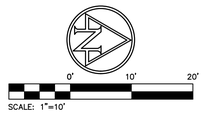

SCALE: 1"=10'

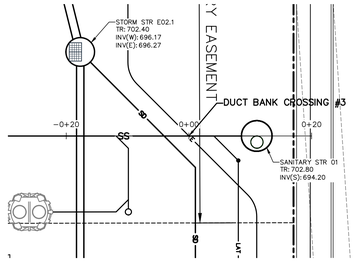

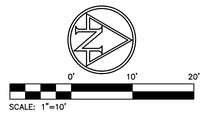

SCALE: 1"=10'

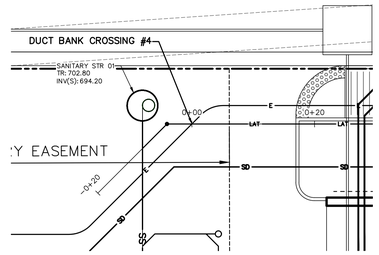

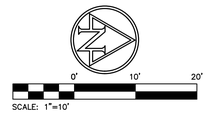

SCALE: 1"=10'

DUCT BANK CROSSING #1

SCALE: HORZ. 1"=10'
VERT. 1"=5'



DUCT BANK CROSSING #2

SCALE: HORZ. 1"=10'
VERT. 1"=5'



DUCT BANK CROSSING #3

SCALE: HORZ. 1"=10'
VERT. 1"=5'

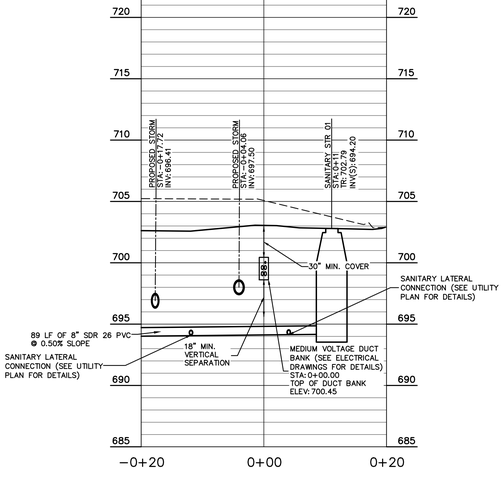

DUCT BANK CROSSING #4

SCALE: HORZ. 1"=10'
VERT. 1"=5'

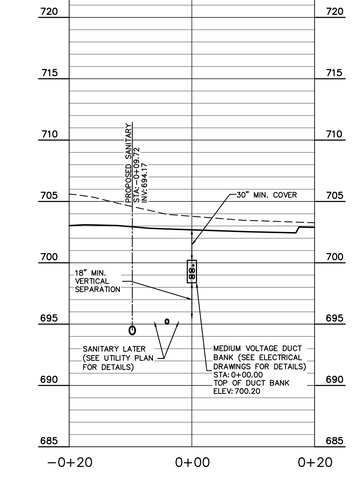

UTILITY CONTACTS

UTILITY	COMPANY	CONTACT	PHONE NO.
CABLE TELEVISION	COMCAST	–	–
ELECTRIC	AES INDIANA	–	(317) 446-7907
ELECTRIC	INDIANA UNIVERSITY	P.K. PATEL	(812) 855-7894
FIBER OPTIC	AT&T	CHRIS CARSON	(317) 610-5469
GAS	CITIZENS GAS	RICH MILLER	(317) 927-4684
SANITARY SEWER	CITIZENS ENERGY GROUP	BRAD HOSTETLER JR	(317) 927-4351
STORM SEWER	CITY OF INDIANAPOLIS	JEFF MEID	(317) 327-8583
STEAM & CHILLED WATER	CITIZENS ENERGY GROUP	PHILIP SEARCY	(317) 308-9910
TELEPHONE	VERIZON/MCI	CHRIS REED	(317) 408-3971
TELEPHONE	AT&T	CHRIS CARSON	(317) 610-5469
TELEPHONE	T-MOBILE	MELISSA MORENO	(317) 997-8553
WATER	CITIZENS ENERGY GROUP	RICHARD NEWELL	(317) 927-4377

(REV. 01/31/25)

GENERAL NOTES:

1. CONTRACTOR SHALL PROTECT AND NOT DESTROY THE PROPERTY CORNER MONUMENTS DURING CONSTRUCTION.
2. CONTRACTOR TO VERIFY LOCATION, SIZE AND DEPTH OF EXISTING UTILITIES PRIOR TO COMMENCING ANY CONSTRUCTION. CONTACT ENGINEER IF VARIATION EXISTS.
3. SEE SHEET C002 GENERAL NOTES FOR MORE INFORMATION.

!! CAUTION !!

THE LOCATIONS OF ALL EXISTING UNDERGROUND UTILITIES SHOWN ON THIS PLAN ARE BASED UPON ABOVE GROUND EVIDENCE (including, but not limited to, manholes, inlets, valves, and marks made upon the ground by others) AND ARE SPECULATIVE IN NATURE. THERE MAY ALSO BE OTHER EXISTING UNDERGROUND UTILITIES FOR WHICH THERE IS NO ABOVE GROUND EVIDENCE OR FOR WHICH NO ABOVE GROUND EVIDENCE WAS OBSERVED. THE EXACT LOCATIONS OF SAID EXISTING UNDERGROUND UTILITIES SHALL BE VERIFIED BY THE CONTRACTOR PRIOR TO ANY AND ALL CONSTRUCTION.

CALL TOLL FREE
"811" OR 1-800-382-5544
– INDIANA UNDERGROUND –

FOR REFERENCE ONLY NOT FOR CONSTRUCTION

IN128 - JAMES T. MORRIS ARENA

Ohio St & N Blackford St
Indianapolis, IN 46202

IU Project NO. 20240127

Owner
INDIANA UNIVERSITY BOARD OF TRUSTEES
2901 EAST DISCOVERY PARKWAY
BLOOMINGTON, IN 47408
812-855-1692

Architect
RATIO
101 SOUTH PENNSYLVANIA STREET
INDIANAPOLIS, IN 46204
317-633-4040

Structural Engineer
FINK ROBERTS AND PETRIE, INC.
3535 EAST 96TH STREET
SUITE 126
INDIANAPOLIS, IN 46240
317-872-8400

Mechanical / Electrical Engineer
INTROBA
8250 HAVERSTICK ROAD
SUITE 285
INDIANAPOLIS, IN 46240
+1 800-404-7677

Plumbing Engineer
DLZ
138 N. DELAWARE ST
INDIANAPOLIS, IN 46204
317-633-4120

Acoustics / Technology Engineer
WJHW
7220 W. JEFFERSON AVE
SUITE 216
LAKEWOOD, CO 80235
972-934-3700

Civil Engineer
AMERICAN STRUCTUREPOINT, INC.
9025 RIVER ROAD
SUITE 200
INDIANAPOLIS, IN 46240
317-547-5580

Food Service Consultant
CINILITTLE
3405 NW 9TH AVENUE #1202
FORT LAUDERDALE, FL 33309
954-846-9600

Code Consultant
FORZA
2502 WEST MECHANIC ST, SUITE C
HARRISONVILLE, MO 64701
816-806-3729

245 UNIVERSITY BLVD.

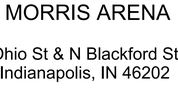

KEY PLAN

SEAL | DATE

APPROVAL PENDING
NOT FOR CONSTRUCTION
IN SUBMITTING BIDS IN RELIANCE ON THESE PLANS THE CONTRACTOR ASSUMES ALL RISKS OF ADDITIONAL COSTS OF REVISIONS DUE TO REQUIREMENTS OF THE OWNER OR GOVERNMENTAL AUTHORITIES AND MATERIAL REVISIONS IN THE COURSE OF COMPLETING THE FINAL DESIGN.

SHEET ISSUE

A	BID PACKAGE 1 - SITE EXCAVATION	10/29/2024
B	CONSTRUCTION DOCUMENTS	01/13/2025
C	ADDENDUM 01	01/27/2025
D	ADDENDUM 02	02/03/2025

RATIO

COPYRIGHT NOTICE: THIS ARCHITECTURAL AND ENGINEERING DRAWING IS GIVEN IN CONFIDENCE AND SHALL BE USED ONLY FOR THE PURPOSES STATED BY RATIO. NO OTHER USE, DISSEMINATION OR DUPLICATION MAY BE MADE WITHOUT PRIOR WRITTEN CONSENT OF RATIO. ALL COMMON LAW RIGHTS OF COPYRIGHT AND OTHERWISE ARE HEREBY SPECIFICALLY RESERVED.

ASI PROJECT NO. 23112.000

SHEET TITLE

DUCT BANK CROSSINGS

SHEET NUMBER

C405

PLOT DATE: 1/31/2025 3:40 PM
PLOT SCALE: 1:1.008
EDIT DATE: 1/31/2025
EDITED BY: TSYLJA
DRAWING FILE P:\2023\08\3790 Drawings\Civil\Construction Documents\2023.08#3790 CE C401 UP.dwg

UTILITY LEGEND

ETC	ELECTRIC / TELECOMMUNICATIONS LINE
W	WATER LINE
FP	FIRE PROTECTION LINE
RD	ROOF DRAIN LINE
G	GAS LINE
SS	SANITARY SEWER MAIN
LAT	SANITARY LATERAL
FM	SANITARY FORCE MAIN
	STORM SEWER LINE
	PAVEMENT UNDERDRAIN
GM	GAS METER
	ELECTRICAL TRANSFORMER
	VALVE
	WATER FITTINGS
WM	WATER METER PIT
	FIRE HYDRANT W/ ASSEMBLY

EXISTING LEGEND

CW	Chilled Water MH		Sign
CO	Clean Out		Sprinkler Control Valve
CI	Curb Inlet	TH	Telephone Handhole
DI	Drainage Inlet		Telephone Marker
DMH	Drainage MH	T	Telephone MH
EH	Electric Handhole		Transformer
E	Electric MH		Tree
	Fire Hydrant		Water Valve
	Guard Post	-cw-	Buried Chilled Water Line
	Light Pole	-e-	Buried Electric Line
MW	Monitoring Well	-w-	Buried Water Line
	Power Pole	-ohe-	Overhead Electric Line
SMH	Sanitary MH	-fo-	Fiber Optic Line

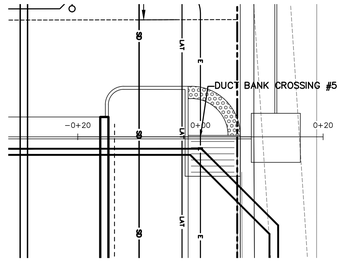

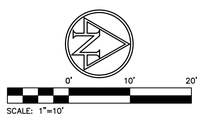

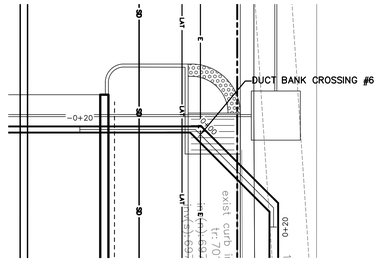

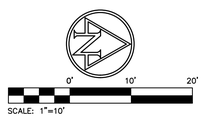

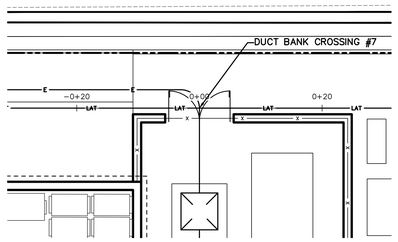

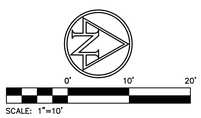

DUCT BANK CROSSING #5

SCALE: HORZ. 1"=10'
VERT. 1"=5'

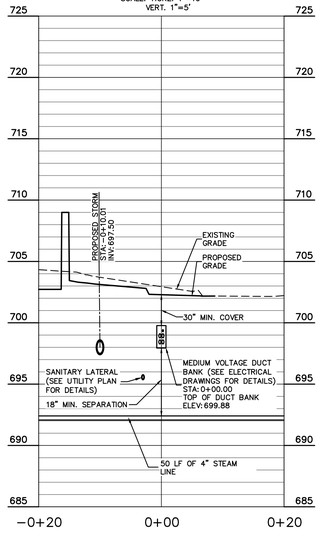

DUCT BANK CROSSING #6

SCALE: HORZ. 1"=10'
VERT. 1"=5'



DUCT BANK CROSSING #7

SCALE: HORZ. 1"=10'
VERT. 1"=5'



UTILITY CONTACTS

UTILITY	COMPANY	CONTACT	PHONE NO.
CABLE TELEVISION	COMCAST	–	–
ELECTRIC	AES INDIANA	–	(317) 446-7907
ELECTRIC	INDIANA UNIVERSITY	P.K. PATEL	(812) 855-7894
FIBER OPTIC	AT&T	CHRIS CARSON	(317) 610-5469
GAS	CITIZENS GAS	RICH MILLER	(317) 927-4684
SANITARY SEWER	CITIZENS ENERGY GROUP	BRAD HOSTETLER JR	(317) 927-4351
STORM SEWER	CITY OF INDIANAPOLIS	JEFF MEID	(317) 327-8583
STEAM & CHILLED WATER	CITIZENS ENERGY GROUP	PHILIP SEARCY	(317) 308-9910
TELEPHONE	VERIZON/MCI	CHRIS REED	(317) 408-3971
TELEPHONE	AT&T	CHRIS CARSON	(317) 610-5469
TELEPHONE	T-MOBILE	MELISSA MORENO	(317) 997-8553
WATER	CITIZENS ENERGY GROUP	RICHARD NEWELL	(317) 927-4377

(REV. 01/31/25)

GENERAL NOTES:

1. CONTRACTOR SHALL PROTECT AND NOT DESTROY THE PROPERTY CORNER MONUMENTS DURING CONSTRUCTION.
2. CONTRACTOR TO VERIFY LOCATION, SIZE AND DEPTH OF EXISTING UTILITIES PRIOR TO COMMENCING ANY CONSTRUCTION. CONTACT ENGINEER IF VARIATION EXISTS.
3. SEE SHEET C002 GENERAL NOTES FOR MORE INFORMATION.

!! CAUTION !!

THE LOCATIONS OF ALL EXISTING UNDERGROUND UTILITIES SHOWN ON THIS PLAN ARE BASED UPON ABOVE GROUND EVIDENCE (including, but not limited to, manholes, inlets, valves, and marks made upon the ground by others) AND ARE SPECULATIVE IN NATURE. THERE MAY ALSO BE OTHER EXISTING UNDERGROUND UTILITIES FOR WHICH THERE IS NO ABOVE GROUND EVIDENCE OR FOR WHICH NO ABOVE GROUND EVIDENCE WAS OBSERVED. THE EXACT LOCATIONS OF SAID EXISTING UNDERGROUND UTILITIES SHALL BE VERIFIED BY THE CONTRACTOR PRIOR TO ANY AND ALL CONSTRUCTION.

CALL TOLL FREE
"811" OR 1-800-382-5544
– INDIANA UNDERGROUND –

FOR REFERENCE ONLY NOT FOR CONSTRUCTION

IN128 - JAMES T. MORRIS ARENA

Ohio St & N Blackford St
Indianapolis, IN 46202

IU Project NO. 20240127

Owner
INDIANA UNIVERSITY BOARD OF TRUSTEES
2901 EAST DISCOVERY PARKWAY
BLOOMINGTON, IN 47408
812-855-1692

Architect
RATIO
101 SOUTH PENNSYLVANIA STREET
INDIANAPOLIS, IN 46204
317-633-4040

Structural Engineer
FINK ROBERTS AND PETRIE, INC.
3535 EAST 96TH STREET
SUITE 126
INDIANAPOLIS, IN 46240
317-872-8400

Mechanical / Electrical Engineer
INTROBA
8250 HAVERSTICK ROAD
SUITE 285
INDIANAPOLIS, IN 46240
+1 800-404-7677

Plumbing Engineer
DLZ
138 N. DELAWARE ST
INDIANAPOLIS, IN 46204
317-633-4120

Acoustics / Technology Engineer
WJHW
7220 W. JEFFERSON AVE
SUITE 216
LAKEWOOD, CO 80235
972-934-3700

Civil Engineer
AMERICAN STRUCTUREPOINT, INC.
9025 RIVER ROAD
SUITE 200
INDIANAPOLIS, IN 46240
317-547-5580

Food Service Consultant
CINILITTLE
3405 NW 9TH AVENUE #1202
FORT LAUDERDALE, FL 33309
954-846-9600

Code Consultant
FORZA
2502 WEST MECHANIC ST, SUITE C
HARRISONVILLE, MO 64701
816-806-3729

245 UNIVERSITY BLVD.

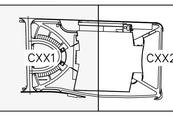

KEY PLAN

SEAL | DATE

APPROVAL PENDING
NOT FOR CONSTRUCTION
IN SUBMITTING BIDS IN RELIANCE ON THESE PLANS THE CONTRACTOR ASSUMES ALL RISKS OF ADDITIONAL COSTS OF REVISIONS DUE TO REQUIREMENTS OF THE OWNER OR GOVERNMENTAL AUTHORITIES AND MATERIAL REVISIONS IN THE COURSE OF COMPLETING THE FINAL DESIGN.

SHEET ISSUE

A	BID PACKAGE 1 - SITE EXCAVATION	10/29/2024
B	CONSTRUCTION DOCUMENTS	01/13/2025
C	ADDENDUM 01	01/27/2025
D	ADDENDUM 02	02/03/2025

COPYRIGHT NOTICE: THIS ARCHITECTURAL AND ENGINEERING DRAWING IS GIVEN IN CONFIDENCE AND SHALL BE USED ONLY FOR THE PURPOSES STATED TO RATIO. NO OTHER USE, DISSEMINATION OR DUPLICATION MAY BE MADE WITHOUT PRIOR WRITTEN CONSENT OF RATIO. ALL COMMON LAW RIGHTS OF COPYRIGHT AND OTHERWISE ARE HEREBY SPECIFICALLY RESERVED.

ASI PROJECT NO. 23112.000

SHEET TITLE

DUCT BANK CROSSINGS

SHEET NUMBER

C406

PLOT DATE: 1/31/2025 3:40 PM
PLOT SCALE: 1:1.008
EDIT DATE: 1/31/2025
EDITED BY: TSYLJAA
DRAWING FILE P:\2023\08\3790 Drawings\Civil\Construction Documents\2023.08877.CE.C401.UP.dwg

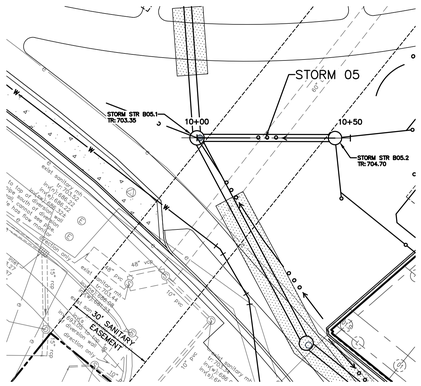

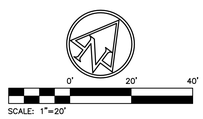

SCALE: 1"=20'

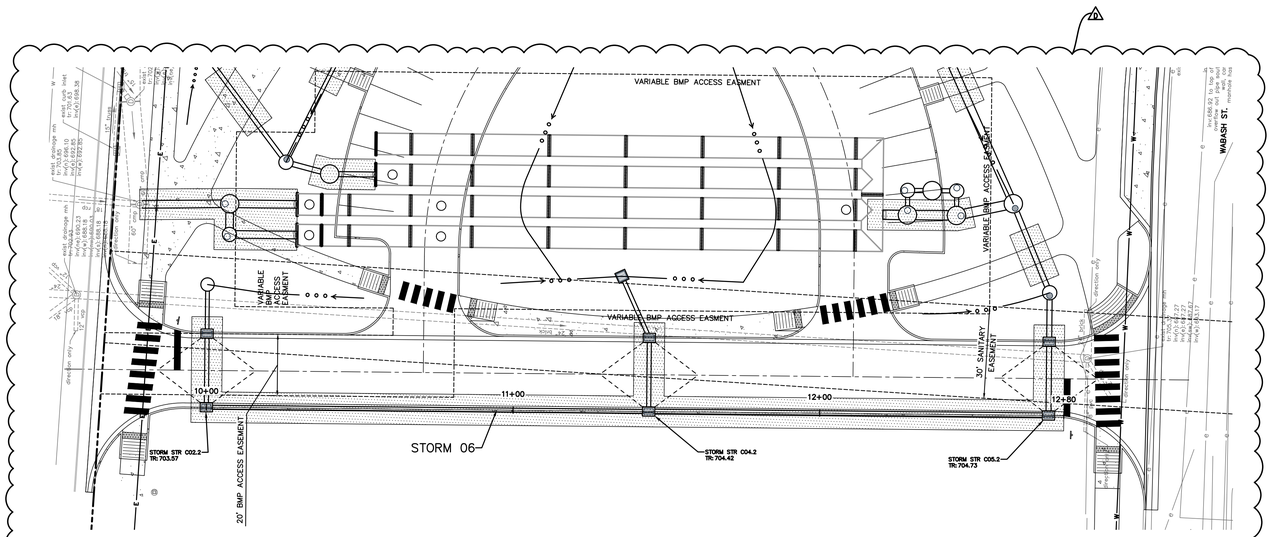

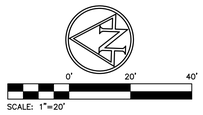

SCALE: 1"=20'

STORM 05

SCALE: HORZ. 1"=20'
VERT. 1"=5'

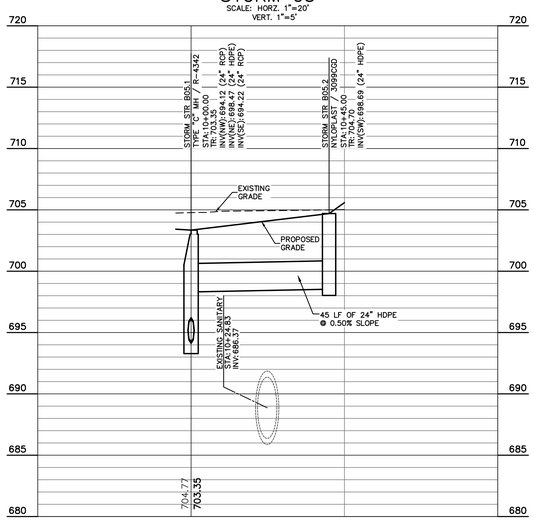

STORM 06

SCALE: HORZ. 1"=20'
VERT. 1"=5'

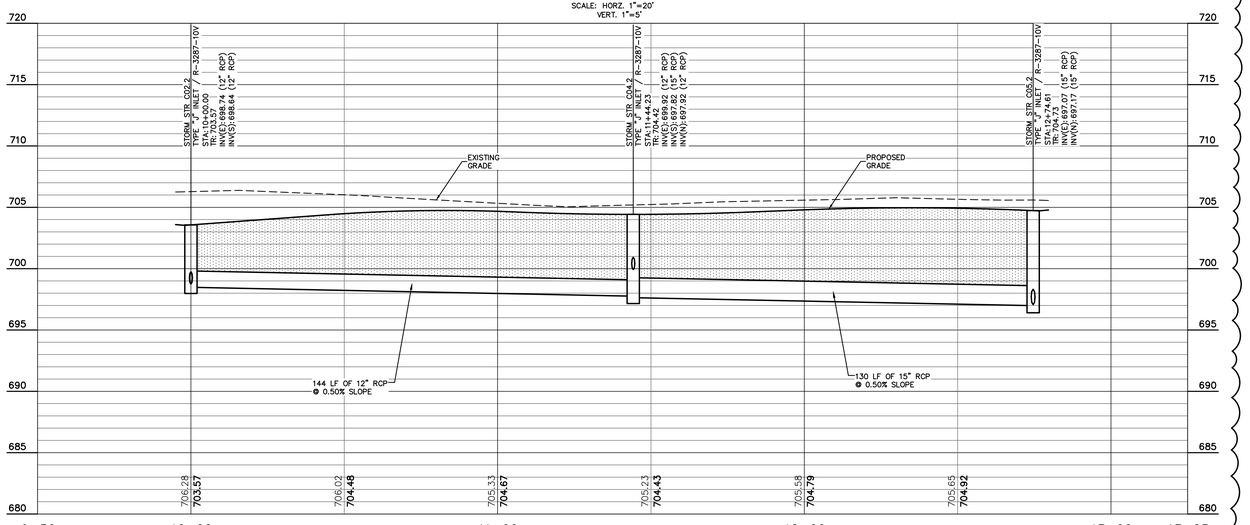

UTILITY CONTACTS

UTILITY	COMPANY	CONTACT	PHONE NO.
CABLE TELEVISION	COMCAST	–	–
ELECTRIC	AES INDIANA	–	(317) 446-7907
ELECTRIC	INDIANA UNIVERSITY	P.K. PATEL	(812) 855-7894
FIBER OPTIC	AT&T	CHRIS CARSON	(317) 610-5469
GAS	CITIZENS GAS	RICH MILLER	(317) 927-4684
SANITARY SEWER	CITIZENS ENERGY GROUP	BRAD HOSTETLER JR	(317) 927-4351
STORM SEWER	CITY OF INDIANAPOLIS	JEFF MEID	(317) 327-8583
STEAM & CHILLED WATER	CITIZENS ENERGY GROUP	PHILIP SEARCY	(317) 308-9910
TELEPHONE	VERIZON/MCI	CHRIS REED	(317) 408-3971
TELEPHONE	AT&T	CHRIS CARSON	(317) 610-5469
TELEPHONE	T-MOBILE	MELISSA MORENO	(317) 997-8553
WATER	CITIZENS ENERGY GROUP	RICHARD NEWELL	(317) 927-4377

(REV. 01/31/25)

GENERAL NOTES:

1. CONTRACTOR SHALL PROTECT AND NOT DESTROY THE PROPERTY CORNER MONUMENTS DURING CONSTRUCTION.
2. CONTRACTOR TO VERIFY LOCATION, SIZE AND DEPTH OF EXISTING UTILITIES PRIOR TO COMMENCING ANY CONSTRUCTION. CONTACT ENGINEER IF VARIATION EXISTS.
3. SEE SHEET C002 GENERAL NOTES FOR MORE INFORMATION.

!! CAUTION !!

THE LOCATIONS OF ALL EXISTING UNDERGROUND UTILITIES SHOWN ON THIS PLAN ARE BASED UPON ABOVE GROUND EVIDENCE (including, but not limited to, manholes, inlets, valves, and marks made upon the ground by others) AND ARE SPECULATIVE IN NATURE. THERE MAY ALSO BE OTHER EXISTING UNDERGROUND UTILITIES FOR WHICH THERE IS NO ABOVE GROUND EVIDENCE OR FOR WHICH NO ABOVE GROUND EVIDENCE WAS OBSERVED. THE EXACT LOCATIONS OF SAID EXISTING UNDERGROUND UTILITIES SHALL BE VERIFIED BY THE CONTRACTOR PRIOR TO ANY AND ALL CONSTRUCTION.

CALL TOLL FREE
"811" OR 1-800-382-5544
– INDIANA UNDERGROUND –

EXISTING LEGEND

CW	Chilled Water MH		Sign
	Clean Out		Sprinkler Control Valve
	Curb Inlet		Telephone Handhole
	Drainage Inlet		Telephone Marker
	Drainage MH		Telephone MH
	Electric Handhole		Transformer
	Electric MH		Tree
	Fire Hydrant		Water Valve
	Guard Post	-cw-	Buried Chilled Water Line
	Light Pole	-e-	Buried Electric Line
	Monitoring Well	-w-	Buried Water Line
	Power Pole	-ohe-	Overhead Electric Line
S	Sanitary MH	-fo-	Fiber Optic Line

BENCHMARK DATA

(NAVD 88 DATUM)

TBM #1
CHISELED "X" ON SOUTHWEST CORNER OF TRANSFORMER PAD, EAST SIDE OF BLACKFORD ST., AT SOUTHWEST CORNER OF MILITARY PARK.
ELEV: 708.27'

TBM #2
CHISELED "X" ON SOUTH-SOUTH EAST BOLT OF FIRE HYDRANT, NORTH SIDE OF WABASH ST., ACROSS STREET FROM ELECTRIC SUBSTATION.
ELEV: 707.19'

PLAN & PROFILE LEGEND

GRANULAR BACKFILL REQUIRED; THE GRANULAR BACKFILL AREAS SHOWN IN PLAN VIEW ARE AN ESTIMATE PROVIDED BY THE ENGINEER. EXACT LIMITS OF GRANULAR BACKFILL ARE TO BE DETERMINED IN THE FIELD BY THE CONTRACTOR BASED ON TRENCH WIDTH AND AS DIRECTED BY THE AUTHORITY HAVING JURISDICTION.

STORM SEWER NOTES

1. ALL CASTINGS SHALL BE LABELED "DUMP NO WASTE – DRAINS TO WATERWAY"
2. MANNINGS COEFFICIENT n = 0.012

FOR REFERENCE ONLY NOT FOR CONSTRUCTION

IN128 - JAMES T. MORRIS ARENA

Ohio St & N Blackford St
Indianapolis, IN 46202

IU Project NO. 20240127

Owner
INDIANA UNIVERSITY BOARD OF TRUSTEES
2901 EAST DISCOVERY PARKWAY
BLOOMINGTON, IN 47408
812-855-1692

Architect
RATIO
101 SOUTH PENNSYLVANIA STREET
INDIANAPOLIS, IN 46204
317-633-4040

Structural Engineer
FINK ROBERTS AND PETRIE, INC.
3535 EAST 96TH STREET
SUITE 126
INDIANAPOLIS, IN 46240
317-872-8400

Mechanical / Electrical Engineer
INTROBA
8250 HAVERSTICK ROAD
SUITE 285
INDIANAPOLIS, IN 46240
+1 800-404-7677

Plumbing Engineer
DLZ
138 N. DELAWARE ST
INDIANAPOLIS, IN 46204
317-633-4120

Acoustics / Technology Engineer
WJHW
7220 W. JEFFERSON AVE
SUITE 216
LAKEWOOD, CO 80235
972-934-3700

Civil Engineer
AMERICAN STRUCTUREPOINT, INC.
9025 RIVER ROAD
SUITE 200
INDIANAPOLIS, IN 46240
317-547-5580

Food Service Consultant
CINILITTLE
3405 NW 9TH AVENUE #1202
FORT LAUDERDALE, FL 33309
954-846-9600

Code Consultant
FORZA
2502 WEST MECHANIC ST, SUITE C
HARRISONVILLE, MO 64701
816-806-3729

245 UNIVERSITY BLVD.



N

KEY PLAN

SEAL | DATE

APPROVAL PENDING
NOT FOR CONSTRUCTION
IN SUBMITTING BIDS IN RELIANCE ON THESE PLANS THE CONTRACTOR ASSUMES ALL RISKS OF ADDITIONAL COSTS OF REVISIONS DUE TO REQUIREMENTS OF THE OWNER OR GOVERNMENTAL AUTHORITIES AND MATERIAL REVISIONS IN THE COURSE OF COMPLETING THE FINAL DESIGN.

SHEET ISSUE

A	BID PACKAGE 1 - SITE EXCAVATION	10/29/2024
B	CONSTRUCTION DOCUMENTS	01/13/2025
C	ADDENDUM 01	01/27/2025
D	ADDENDUM 02	02/03/2025

RATIO

COPYRIGHT NOTICE: THIS ARCHITECTURAL AND ENGINEERING DRAWING IS CREATED IN CONFIDENCE AND SHALL BE USED ONLY PURSUANT TO THE AGREEMENT WITH RATIO. NO OTHER USE, DISSEMINATION OR DUPLICATION MAY BE MADE WITHOUT PRIOR WRITTEN CONSENT OF RATIO. ALL COMMON LAW RIGHTS OF COPYRIGHT AND OTHERWISE ARE HEREBY SPECIFICALLY RESERVED.

ASI PROJECT NO. 23112.000

SHEET TITLE

STORM SEWER PLAN & PROFILES

SHEET NUMBER

C413

DRAWING FILE: P:\2022\20268750\3. Drawings\Civil\Construction Documents\2023.05877.CE.C410.STNPP.dwg
EDITED BY: TSYLVIA
EDIT DATE: 1/31/2025 3:40 PM
PLOT DATE: 1/31/2025
PLOT SCALE: 1:1.008

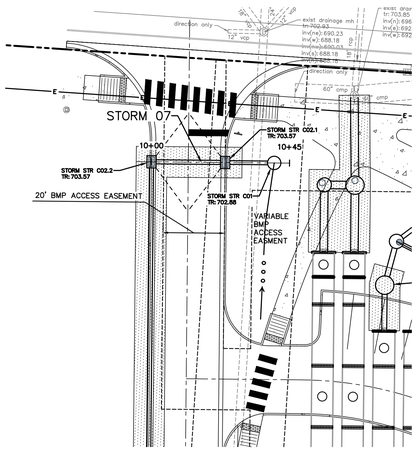

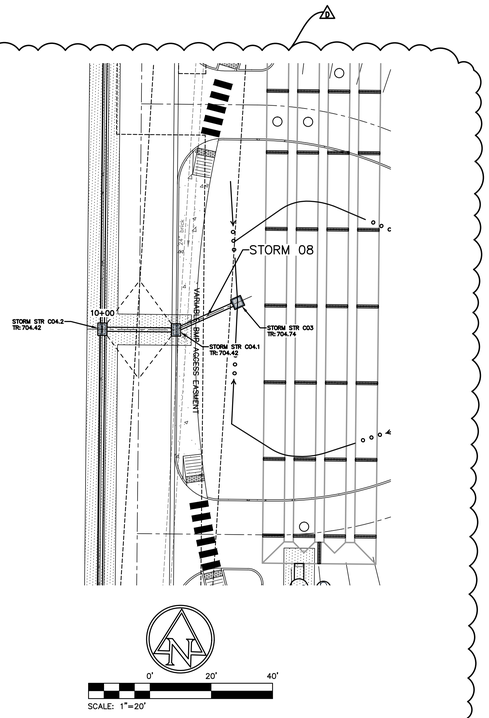

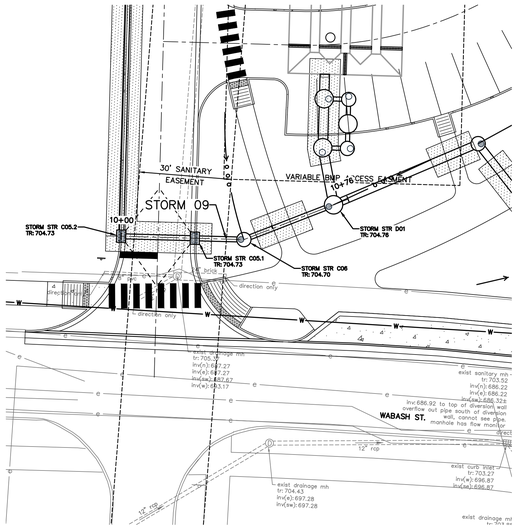

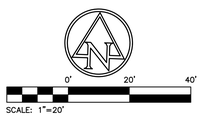

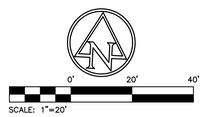

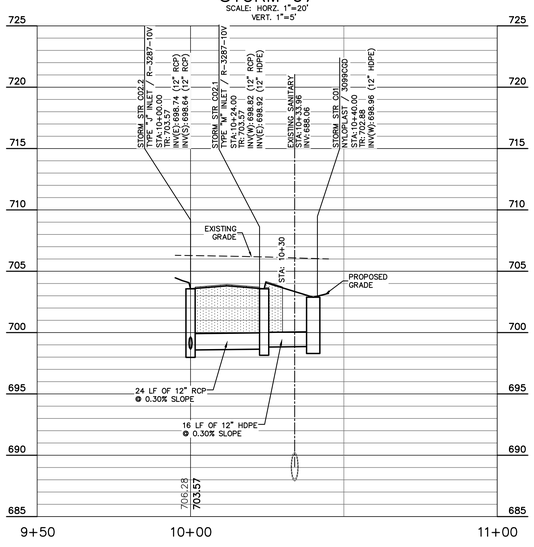

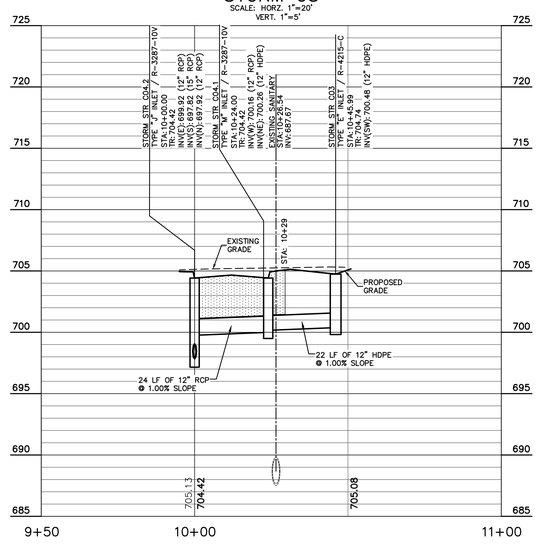

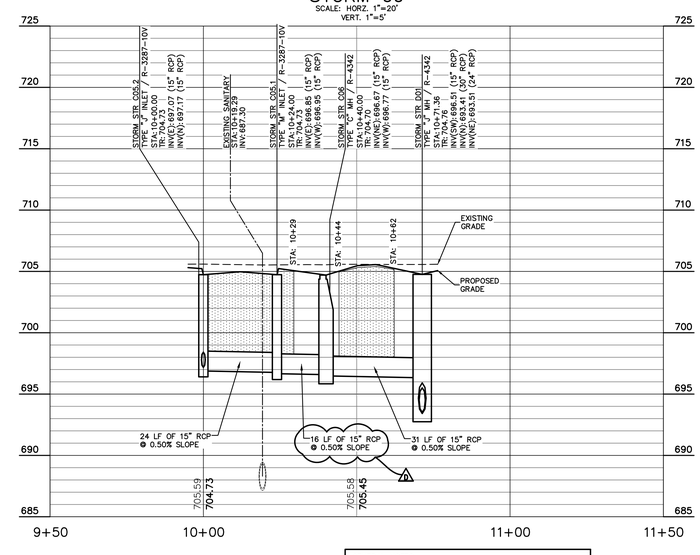

UTILITY CONTACTS

UTILITY	COMPANY	CONTACT	PHONE NO.
CABLE TELEVISION	COMCAST	–	–
ELECTRIC	AES INDIANA	–	(317) 446-7907
ELECTRIC	INDIANA UNIVERSITY	P.K. PATEL	(812) 855-7894
FIBER OPTIC	AT&T	CHRIS CARSON	(317) 610-5469
GAS	CITIZENS GAS	RICH MILLER	(317) 927-4684
SANITARY SEWER	CITIZENS ENERGY GROUP	BRAD HOSTETLER JR	(317) 927-4351
STORM SEWER	CITY OF INDIANAPOLIS	JEFF MEID	(317) 327-8583
STEAM & CHILLED WATER	CITIZENS ENERGY GROUP	PHILIP SEARCY	(317) 308-9910
TELEPHONE	VERIZON/MCI	CHRIS REED	(317) 408-3971
TELEPHONE	AT&T	CHRIS CARSON	(317) 610-5469
TELEPHONE	T-MOBILE	MELISSA MORENO	(317) 997-8553
WATER	CITIZENS ENERGY GROUP	RICHARD NEWELL	(317) 927-4377

(REV. 01/31/25)

GENERAL NOTES:

1. CONTRACTOR SHALL PROTECT AND NOT DESTROY THE PROPERTY CORNER MONUMENTS DURING CONSTRUCTION.
2. CONTRACTOR TO VERIFY LOCATION, SIZE AND DEPTH OF EXISTING UTILITIES PRIOR TO COMMENCING ANY CONSTRUCTION. CONTACT ENGINEER IF VARIATION EXISTS.
3. SEE SHEET C002 GENERAL NOTES FOR MORE INFORMATION.

!! CAUTION !!

THE LOCATIONS OF ALL EXISTING UNDERGROUND UTILITIES SHOWN ON THIS PLAN ARE BASED UPON ABOVE GROUND EVIDENCE (including, but not limited to, manholes, inlets, valves, and marks made upon the ground by others) AND ARE SPECULATIVE IN NATURE. THERE MAY ALSO BE OTHER EXISTING UNDERGROUND UTILITIES FOR WHICH THERE IS NO ABOVE GROUND EVIDENCE OR FOR WHICH NO ABOVE GROUND EVIDENCE WAS OBSERVED. THE EXACT LOCATIONS OF SAID EXISTING UNDERGROUND UTILITIES SHALL BE VERIFIED BY THE CONTRACTOR PRIOR TO ANY AND ALL CONSTRUCTION.

CALL TOLL FREE
"811" OR 1-800-382-5544
– INDIANA UNDERGROUND –

FOR REFERENCE ONLY NOT FOR CONSTRUCTION

EXISTING LEGEND

	Chilled Water MH		Sign
	Clean Out		Sprinkler Control Valve
	Curb Inlet		Telephone Handhole
	Drainage Inlet		Telephone Marker
	Drainage MH		Telephone MH
	Electric Handhole		Transformer
	Electric MH		Tree
	Fire Hydrant		Water Valve
	Guard Post	–cw–	Buried Chilled Water Line
	Light Pole	–e–	Buried Electric Line
	Monitoring Well	–w–	Buried Water Line
	Power Pole	–ohe–	Overhead Electric Line
	Sanitary MH	–fo–	Fiber Optic Line

BENCHMARK DATA

(NAVD 88 DATUM)

TBM #1
CHISELED "X" ON SOUTHWEST CORNER OF TRANSFORMER PAD, EAST SIDE OF BLACKFORD ST., AT SOUTHWEST CORNER OF MILITARY PARK.
ELEV: 708.27

TBM #2
CHISELED "X" ON SOUTH-SOUTH EAST BOLT OF FIRE HYDRANT, NORTH SIDE OF WABASH ST., ACROSS STREET FROM ELECTRIC SUBSTATION.
ELEV: 707.19'

PLAN & PROFILE LEGEND

GRANULAR BACKFILL REQUIRED; THE GRANULAR BACKFILL AREAS SHOWN IN PLAN VIEW ARE AN ESTIMATE PROVIDED BY THE ENGINEER. EXACT LIMITS OF GRANULAR BACKFILL ARE TO BE DETERMINED IN THE FIELD BY THE CONTRACTOR BASED ON TRENCH WIDTH AND AS DIRECTED BY THE AUTHORITY HAVING JURISDICTION.

STORM SEWER NOTES

1. ALL CASTINGS SHALL BE LABELED "DUMP NO WASTE – DRAINS TO WATERWAY"
2. MANNINGS COEFFICIENT n = 0.012

IN128 - JAMES T. MORRIS ARENA

Ohio St & N Blackford St
Indianapolis, IN 46202

IU Project NO. 20240127

Owner
INDIANA UNIVERSITY BOARD OF TRUSTEES
2901 EAST DISCOVERY PARKWAY
BLOOMINGTON, IN 47408
812-855-1692

Architect
RATIO
101 SOUTH PENNSYLVANIA STREET
INDIANAPOLIS, IN 46204
317-633-4040

Structural Engineer
FINK ROBERTS AND PETRIE, INC.
3535 EAST 96TH STREET
SUITE 126
INDIANAPOLIS, IN 46240
317-872-8400

Mechanical / Electrical Engineer
INTROBA
8250 HAVERSTICK ROAD
SUITE 285
INDIANAPOLIS, IN 46240
+1 800-404-7677

Plumbing Engineer
DLZ
138 N. DELAWARE ST
INDIANAPOLIS, IN 46204
317-633-4120

Acoustics / Technology Engineer
WJHW
7220 W. JEFFERSON AVE
SUITE 216
LAKEWOOD, CO 80235
972-934-3700

Civil Engineer
AMERICAN STRUCTUREPOINT, INC.
9025 RIVER ROAD
SUITE 200
INDIANAPOLIS, IN 46240
317-547-5580

Food Service Consultant
CINILITTLE
3405 NW 9TH AVENUE #1202
FORT LAUDERDALE, FL 33309
954-846-9600

Code Consultant
FORZA
2502 WEST MECHANIC ST, SUITE C
HARRISONVILLE, MO 64701
816-806-3729

245 UNIVERSITY BLVD.

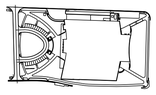

KEY PLAN

SEAL | DATE

APPROVAL PENDING
NOT FOR CONSTRUCTION
IN SUBMITTING BIDS IN RELIANCE ON THESE PLANS THE CONTRACTOR ASSUMES ALL RISKS OF ADDITIONAL COSTS OF REVISIONS DUE TO REQUIREMENTS OF THE OWNER OR GOVERNMENTAL AUTHORITIES AND MATERIAL REVISIONS IN THE COURSE OF COMPLETING THE FINAL DESIGN.

SHEET ISSUE

A	BID PACKAGE 1 - SITE EXCAVATION	10/29/2024
B	CONSTRUCTION DOCUMENTS	01/13/2025
C	ADDENDUM 01	01/27/2025
D	ADDENDUM 02	02/03/2025

COPYRIGHT NOTICE: THIS ARCHITECTURAL AND ENGINEERING DRAWING IS GIVEN IN CONFIDENCE AND SHALL BE USED SOLELY FOR PURPOSES OF THE PROJECT SHOWN HEREIN. NO OTHER USE, DISSEMINATION OR DUPLICATION MAY BE MADE WITHOUT PRIOR WRITTEN CONSENT OF RATIO. ALL COMMON LAW RIGHTS OF COPYRIGHT AND OTHERWISE ARE HEREBY SPECIFICALLY RESERVED.

ASI PROJECT NO. 23112.000

SHEET TITLE

STORM SEWER PLAN & PROFILES

SHEET NUMBER

C414

PLOT DATE: 1/31/2025 3:40 PM
PLOT SCALE: 1:1.008
EDIT DATE: 1/31/2025
EDITED BY: TSYLVA
DRAWING FILE P:\2023\06387\D. Drawings\Civil\Construction Documents\2023.06387.CE.C410.STMPP.dwg

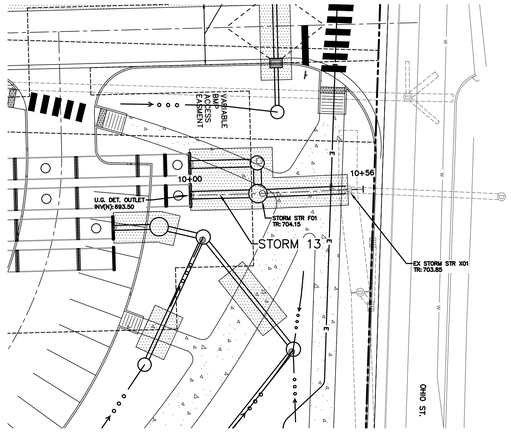



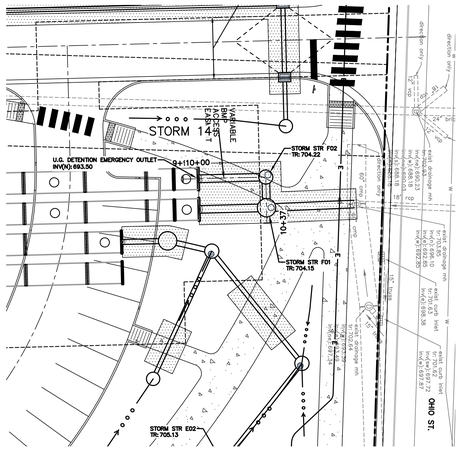

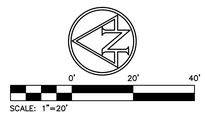

STORM 13

SCALE: HORZ. 1"=20'
VERT. 1"=5'

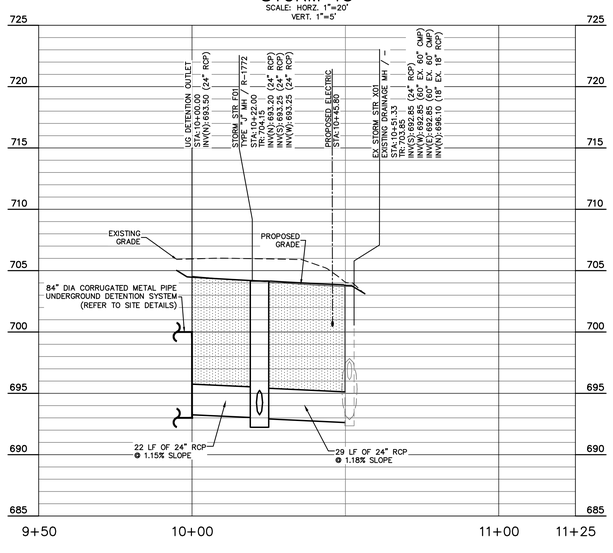

STORM 14

SCALE: HORZ. 1"=20'
VERT. 1"=5'

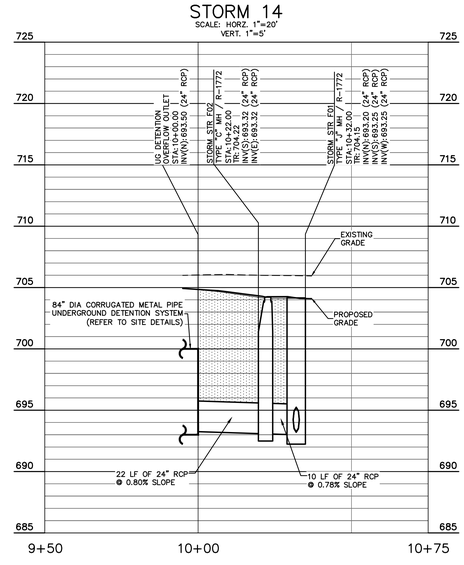

UTILITY CONTACTS

UTILITY	COMPANY	CONTACT	PHONE NO.
CABLE TELEVISION	COMCAST	–	–
ELECTRIC	AES INDIANA	–	(317) 446-7907
ELECTRIC	INDIANA UNIVERSITY	P.K. PATEL	(812) 855-7894
FIBER OPTIC	AT&T	CHRIS CARSON	(317) 610-5469
GAS	CITIZENS GAS	RICH MILLER	(317) 927-4684
SANITARY SEWER	CITIZENS ENERGY GROUP	BRAD HOSTETLER JR	(317) 927-4351
STORM SEWER	CITY OF INDIANAPOLIS	JEFF MEID	(317) 327-8583
STEAM & CHILLED WATER	CITIZENS ENERGY GROUP	PHILIP SEARCY	(317) 308-9910
TELEPHONE	VERIZON/MCI	CHRIS REED	(317) 408-3971
TELEPHONE	AT&T	CHRIS CARSON	(317) 610-5469
TELEPHONE	T-MOBILE	MELISSA MORENO	(317) 997-8553
WATER	CITIZENS ENERGY GROUP	RICHARD NEWELL	(317) 927-4377

(REV. 01/31/25)

GENERAL NOTES:

1. CONTRACTOR SHALL PROTECT AND NOT DESTROY THE PROPERTY CORNER MONUMENTS DURING CONSTRUCTION.
2. CONTRACTOR TO VERIFY LOCATION, SIZE AND DEPTH OF EXISTING UTILITIES PRIOR TO COMMENCING ANY CONSTRUCTION. CONTACT ENGINEER IF VARIATION EXISTS.
3. SEE SHEET C002 GENERAL NOTES FOR MORE INFORMATION.

!! CAUTION !!

THE LOCATIONS OF ALL EXISTING UNDERGROUND UTILITIES SHOWN ON THIS PLAN ARE BASED UPON ABOVE GROUND EVIDENCE (including, but not limited to, manholes, inlets, valves, and marks made upon the ground by others) AND ARE SPECULATIVE IN NATURE. THERE MAY ALSO BE OTHER EXISTING UNDERGROUND UTILITIES FOR WHICH THERE IS NO ABOVE GROUND EVIDENCE OR FOR WHICH NO ABOVE GROUND EVIDENCE WAS OBSERVED. THE EXACT LOCATIONS OF SAID EXISTING UNDERGROUND UTILITIES SHALL BE VERIFIED BY THE CONTRACTOR PRIOR TO ANY AND ALL CONSTRUCTION.

CALL TOLL FREE
"811" OR 1-800-382-5544
– INDIANA UNDERGROUND –

FOR REFERENCE ONLY NOT FOR CONSTRUCTION

EXISTING LEGEND

CW	Chilled Water MH	—|—	Sign
◎	Clean Out		Sprinkler Control Valve
	Curb Inlet	TH	Telephone Handhole
	Drainage Inlet		Telephone Marker
D	Drainage MH	T	Telephone MH
EH	Electric Handhole		Transformer
E	Electric MH		Tree
	Fire Hydrant		Water Valve
	Guard Post	—cw—	Buried Chilled Water Line
	Light Pole	—e—	Buried Electric Line
MW	Monitoring Well	—w—	Buried Water Line
	Power Pole	—ohe—	Overhead Electric Line
S	Sanitary MH	—fo—	Fiber Optic Line

BENCHMARK DATA

(NAVD 88 DATUM)

TBM #1
CHISELED "X" ON SOUTHWEST CORNER OF TRANSFORMER PAD, EAST SIDE OF BLACKFORD ST., AT SOUTHWEST CORNER OF MILITARY PARK.
ELEV: 708.27'

TBM #2
CHISELED "X" ON SOUTH-SOUTH EAST BOLT OF FIRE HYDRANT, NORTH SIDE OF WABASH ST., ACROSS STREET FROM ELECTRIC SUBSTATION.
ELEV: 707.19'

PLAN & PROFILE LEGEND

GRANULAR BACKFILL REQUIRED; THE GRANULAR BACKFILL AREAS SHOWN IN PLAN VIEW ARE AN ESTIMATE PROVIDED BY THE ENGINEER. EXACT LIMITS OF GRANULAR BACKFILL ARE TO BE DETERMINED IN THE FIELD BY THE CONTRACTOR BASED ON TRENCH WIDTH AND AS DIRECTED BY THE AUTHORITY HAVING JURISDICTION.

STORM SEWER NOTES

1. ALL CASTINGS SHALL BE LABELED "DUMP NO WASTE – DRAINS TO WATERWAY"
2. MANNINGS COEFFICIENT n = 0.012

IN128 - JAMES T. MORRIS ARENA

Ohio St & N Blackford St
Indianapolis, IN 46202

IU Project NO. 20240127

Owner
INDIANA UNIVERSITY BOARD OF TRUSTEES
2901 EAST DISCOVERY PARKWAY
BLOOMINGTON, IN 47408
812-855-1692

Architect
RATIO
101 SOUTH PENNSYLVANIA STREET
INDIANAPOLIS, IN 46204
317-633-4040

Structural Engineer
FINK ROBERTS AND PETRIE, INC.
3535 EAST 96TH STREET
SUITE 126
INDIANAPOLIS, IN 46240
317-872-8400

Mechanical / Electrical Engineer
INTROBA
8250 HAVERSTICK ROAD
SUITE 285
INDIANAPOLIS, IN 46240
+1 800-404-7677

Plumbing Engineer
DLZ
138 N. DELAWARE ST
INDIANAPOLIS, IN 46204
317-633-4120

Acoustics / Technology Engineer
WJHW
7220 W. JEFFERSON AVE
SUITE 216
LAKEWOOD, CO 80235
972-934-3700

Civil Engineer
AMERICAN STRUCTUREPOINT, INC.
9025 RIVER ROAD
SUITE 200
INDIANAPOLIS, IN 46240
317-547-5580

Food Service Consultant
CINILITTLE
3405 NW 9TH AVENUE #1202
FORT LAUDERDALE, FL 33309
954-846-9600

Code Consultant
FORZA
2502 WEST MECHANIC ST, SUITE C
HARRISONVILLE, MO 64701
816-806-3729

245 UNIVERSITY BLVD.

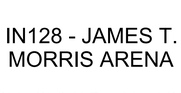

KEY PLAN

SEAL | DATE

APPROVAL PENDING NOT FOR CONSTRUCTION
IN SUBMITTING BIDS IN RELIANCE ON THESE PLANS THE CONTRACTOR ASSUMES ALL RISKS OF ADDITIONAL COSTS OF REVISIONS DUE TO REQUIREMENTS OF THE OWNER OR GOVERNMENTAL AUTHORITIES AND MATERIAL REVISIONS IN THE COURSE OF COMPLETING THE FINAL DESIGN.

SHEET ISSUE

A	BID PACKAGE 1 - SITE EXCAVATION	10/29/2024
B	CONSTRUCTION DOCUMENTS	01/13/2025
C	ADDENDUM 01	01/27/2025
D	ADDENDUM 02	02/03/2025

RATIO

COPYRIGHT NOTICE: THIS ARCHITECTURAL AND ENGINEERING DRAWING IS GIVEN IN CONFIDENCE AND SHALL BE USED ONLY PURSUANT TO THE AGREEMENT WITH RATIO. NO OTHER USE, DISSEMINATION OF INFORMATION SHALL OCCUR WITHOUT PRIOR WRITTEN CONSENT OF RATIO. ALL COMMON LAW RIGHTS OF COPYRIGHT AND OTHERWISE ARE HEREBY SPECIFICALLY RESERVED.

ASI PROJECT NO. 23112.000

SHEET TITLE

STORM SEWER PLAN & PROFILES

SHEET NUMBER

C416

PLOT DATE: 1/31/2025 3:41 PM
PLOT SCALE: 1:1.008
EDIT DATE: 1/31/2025
EDITED BY: TSYLVIA
DRAWING FILE: P:\2023\0087\D Drawings\Civil\Construction Documents\2023.0087 CE C410 STMPP.dwg

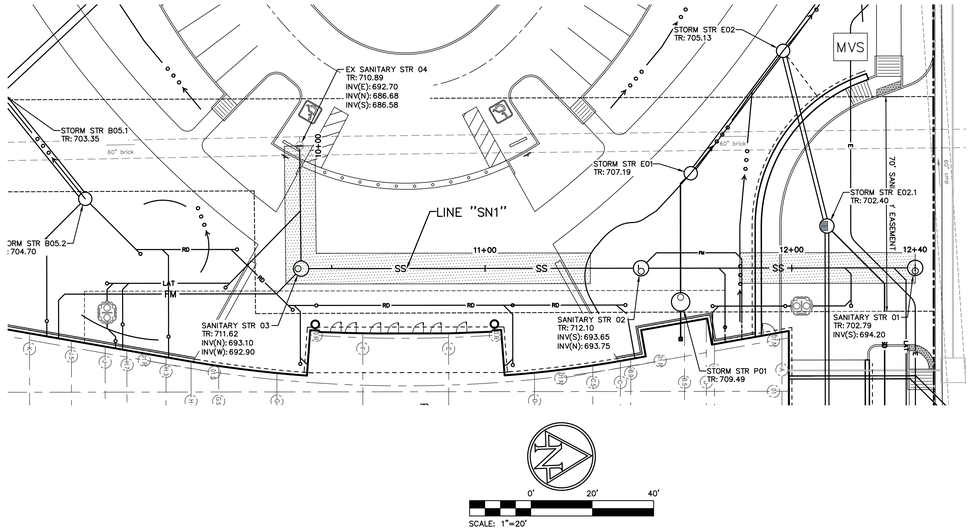

LINE "SN1"

SCALE: HORZ. 1"=20'
VERT. 1"=5'

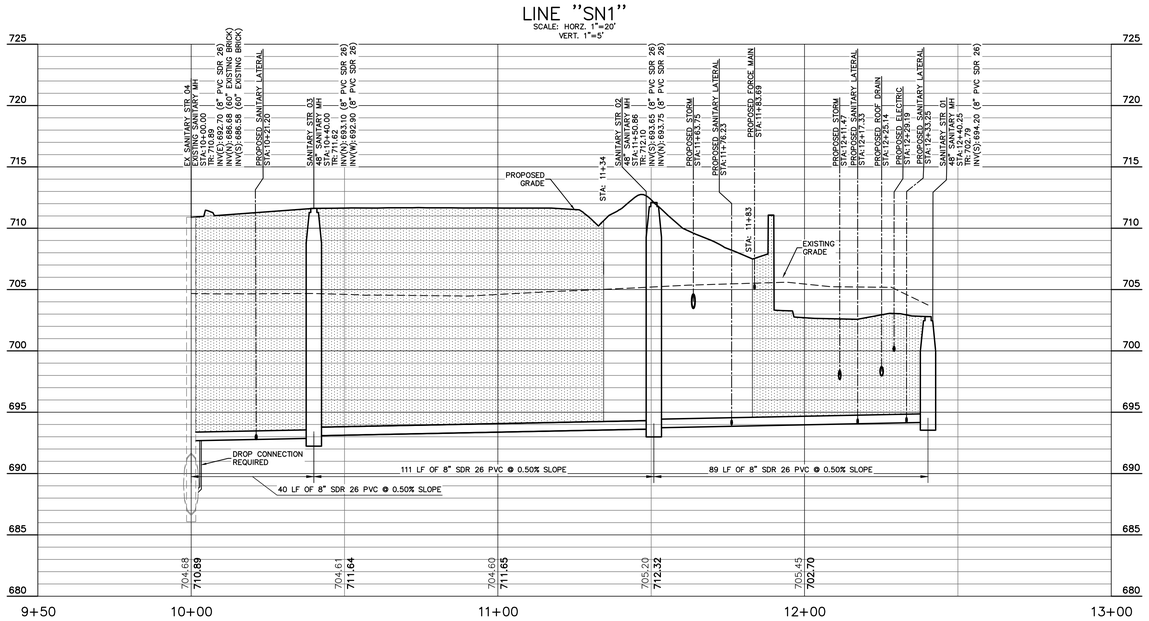

UTILITY CONTACTS

UTILITY	COMPANY	CONTACT	PHONE NO.
CABLE TELEVISION	COMCAST	–	–
ELECTRIC	AES INDIANA	–	(317) 446-7907
ELECTRIC	INDIANA UNIVERSITY	P.K. PATEL	(812) 855-7894
FIBER OPTIC	AT&T	CHRIS CARSON	(317) 610-5469
GAS	CITIZENS GAS	RICH MILLER	(317) 927-4684
SANITARY SEWER	CITIZENS ENERGY GROUP	BRAD HOSTETLER JR	(317) 927-4351
STORM SEWER	CITY OF INDIANAPOLIS	JEFF MEID	(317) 327-8583
STEAM & CHILLED WATER	CITIZENS ENERGY GROUP	PHILIP SEARCY	(317) 308-9910
TELEPHONE	VERIZON/MCI	CHRIS REED	(317) 408-3971
TELEPHONE	AT&T	CHRIS CARSON	(317) 610-5469
TELEPHONE	T-MOBILE	MELISSA MORENO	(317) 997-8553
WATER	CITIZENS ENERGY GROUP	RICHARD NEWELL	(317) 927-4377

(REV. 01/31/25)

GENERAL NOTES:

1. CONTRACTOR SHALL PROTECT AND NOT DESTROY THE PROPERTY CORNER MONUMENTS DURING CONSTRUCTION.
2. CONTRACTOR TO VERIFY LOCATION, SIZE AND DEPTH OF EXISTING UTILITIES PRIOR TO COMMENCING ANY CONSTRUCTION. CONTACT ENGINEER IF VARIATION EXISTS.
3. SEE SHEET C002 GENERAL NOTES FOR MORE INFORMATION.

!! CAUTION !!

THE LOCATIONS OF ALL EXISTING UNDERGROUND UTILITIES SHOWN ON THIS PLAN ARE BASED UPON ABOVE GROUND EVIDENCE (including, but not limited to, manholes, inlets, valves, and marks made upon the ground by others) AND ARE SPECULATIVE IN NATURE. THERE MAY ALSO BE OTHER EXISTING UNDERGROUND UTILITIES FOR WHICH THERE IS NO ABOVE GROUND EVIDENCE OR FOR WHICH NO ABOVE GROUND EVIDENCE WAS OBSERVED. THE EXACT LOCATIONS OF SAID EXISTING UNDERGROUND UTILITIES SHALL BE VERIFIED BY THE CONTRACTOR PRIOR TO ANY AND ALL CONSTRUCTION.

CALL TOLL FREE
"811" OR 1-800-382-5544
– INDIANA UNDERGROUND –

FOR REFERENCE ONLY
NOT FOR CONSTRUCTION

EXISTING LEGEND

CW	Chilled Water MH	—▽—	Sign
◎	Clean Out		Sprinkler Control Valve
	Curb Inlet	T	Telephone Handhole
	Drainage Inlet		Telephone Marker
D	Drainage MH	T	Telephone MH
E	Electric Handhole		Transformer
E	Electric MH		Tree
	Fire Hydrant		Water Valve
	Guard Post	—cw—	Buried Chilled Water Line
	Light Pole	—e—	Buried Electric Line
	Monitoring Well	—w—	Buried Water Line
	Power Pole	—ohe—	Overhead Electric Line
S	Sanitary MH	—fo—	Fiber Optic Line

BENCHMARK DATA

(NAVD 88 DATUM)

TBM #1
CHISELED "X" ON SOUTHWEST CORNER OF TRANSFORMER PAD, EAST SIDE OF BLACKFORD ST., AT SOUTHWEST CORNER OF MILITARY PARK.
ELEV: 708.27

TBM #2
CHISELED "X" ON SOUTH-SOUTH EAST BOLT OF FIRE HYDRANT, NORTH SIDE OF WABASH ST., ACROSS STREET FROM ELECTRIC SUBSTATION.
ELEV: 707.19'

PLAN & PROFILE LEGEND

GRANULAR BACKFILL REQUIRED; THE GRANULAR BACKFILL AREAS SHOWN IN PLAN VIEW ARE AN ESTIMATE PROVIDED BY THE ENGINEER. EXACT LIMITS OF GRANULAR BACKFILL ARE TO BE DETERMINED IN THE FIELD BY THE CONTRACTOR BASED ON TRENCH WIDTH AND AS DIRECTED BY THE AUTHORITY HAVING JURISDICTION.

SANITARY SEWER NOTES:

1. 6.5' MINIMUM DEPTH OF COVER OVER PROPOSED SANITARY SEWER MAIN.
2. 4.5' MINIMUM DEPTH OF COVER OVER PROPOSED SANITARY SEWER LATERAL.
3. 18" VERTICAL AND 10' HORIZONTAL SEPARATION FROM WATER.
4. TRACER WIRE (SANITARY SERVICE LATERALS).
5. FULL DEPTH GRANULAR BACKFILL UNDER AND WITHIN 5' OF PAVEMENT.
6. MINIMUM SLOPE OF THE 6" PVC SANITARY SEWER SERVICE LATERAL IS 1.04%.
7. THE LOWEST FLOOR ELEVATION WITH GRAVITY SERVICE SHALL BE A MINIMUM OF 1' ABOVE EITHER THE FIRST UPSTREAM OR FIRST DOWNSTREAM MANHOLE CASTING ELEVATION.
8. CITIZENS ENERGY GROUP REQUIRES ALL EXISTING BRICK SEWERS TO BE LINED A MINIMUM OF 10' ON EACH SIDE OF THE PROPOSED DOGHOUSE MANHOLE WITH A STRUCTURAL LINER. BRICK SEWERS MUST BE VIDEO INSPECTED (CCTV) PRE AND POST LINING PRIOR TO ACCEPTANCE BY CITIZENS ENERGY GROUP.

IN128 - JAMES T. MORRIS ARENA

Ohio St & N Blackford St
Indianapolis, IN 46202

IU Project NO. 20240127

Owner
INDIANA UNIVERSITY BOARD OF TRUSTEES
2901 EAST DISCOVERY PARKWAY
BLOOMINGTON, IN 47408
812-855-1692

Architect
RATIO
101 SOUTH PENNSYLVANIA STREET
INDIANAPOLIS, IN 46204
317-633-4040

Structural Engineer
FINK ROBERTS AND PETRIE, INC.
3535 EAST 96TH STREET
SUITE 126
INDIANAPOLIS, IN 46240
317-872-8400

Mechanical / Electrical Engineer
INTROBA
8250 HAVERSTICK ROAD
SUITE 285
INDIANAPOLIS, IN 46240
+1 800-404-7677

Plumbing Engineer
DLZ
138 N. DELAWARE ST
INDIANAPOLIS, IN 46204
317-633-4120

Acoustics / Technology Engineer
WJHW
7220 W. JEFFERSON AVE
SUITE 216
LAKEWOOD, CO 80235
972-934-3700

Civil Engineer
AMERICAN STRUCTUREPOINT, INC.
9025 RIVER ROAD
SUITE 200
INDIANAPOLIS, IN 46240
317-547-5580

Food Service Consultant
CINILITTLE
3405 NW 9TH AVENUE #1202
FORT LAUDERDALE, FL 33309
954-846-9600

Code Consultant
FORZA
2502 WEST MECHANIC ST, SUITE C
HARRISONVILLE, MO 64701
816-806-3729

245 UNIVERSITY BLVD.

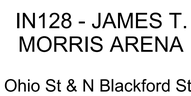

KEY PLAN

SEAL | DATE

APPROVAL PENDING
NOT FOR CONSTRUCTION
IN SUBMITTING BIDS IN RELIANCE ON THESE PLANS THE CONTRACTOR ASSUMES ALL RISKS OF ADDITIONAL COSTS OF REVISIONS DUE TO REQUIREMENTS OF THE OWNER OR GOVERNMENTAL AUTHORITIES AND MATERIAL REVISIONS IN THE COURSE OF COMPLETING THE FINAL DESIGN.

SHEET ISSUE

A	BID PACKAGE 1 - SITE EXCAVATION	10/29/2024
B	CONSTRUCTION DOCUMENTS	01/13/2025
C	ADDENDUM 01	01/27/2025
D	ADDENDUM 02	02/03/2025

RATIO

COPYRIGHT NOTICE: THIS ARCHITECTURAL AND ENGINEERING DRAWING IS GIVEN IN CONFIDENCE AND SHALL BE USED ONLY PURSUANT TO THE AGREEMENT WITH RATIO. NO OTHER USE, DISSEMINATION OR DUPLICATION MAY BE MADE WITHOUT PRIOR WRITTEN CONSENT OF RATIO. ALL COMMON LAW RIGHTS OF COPYRIGHT AND OTHERWISE ARE HEREBY SPECIFICALLY RESERVED.

ASI PROJECT NO. 23112.000

SHEET TITLE

SANITARY SEWER PLAN & PROFILE

SHEET NUMBER

C420

PLOT DATE: 1/31/2025 3:41 PM
PLOT SCALE: 1:1.008
EDIT DATE: 1/31/2025
EDITED BY: GMEYERS
DRAWING FILE: P:\2023\20087\D. Drawings\Civil\Construction Documents\2023.20087.CE.C420.SANPP.dwg

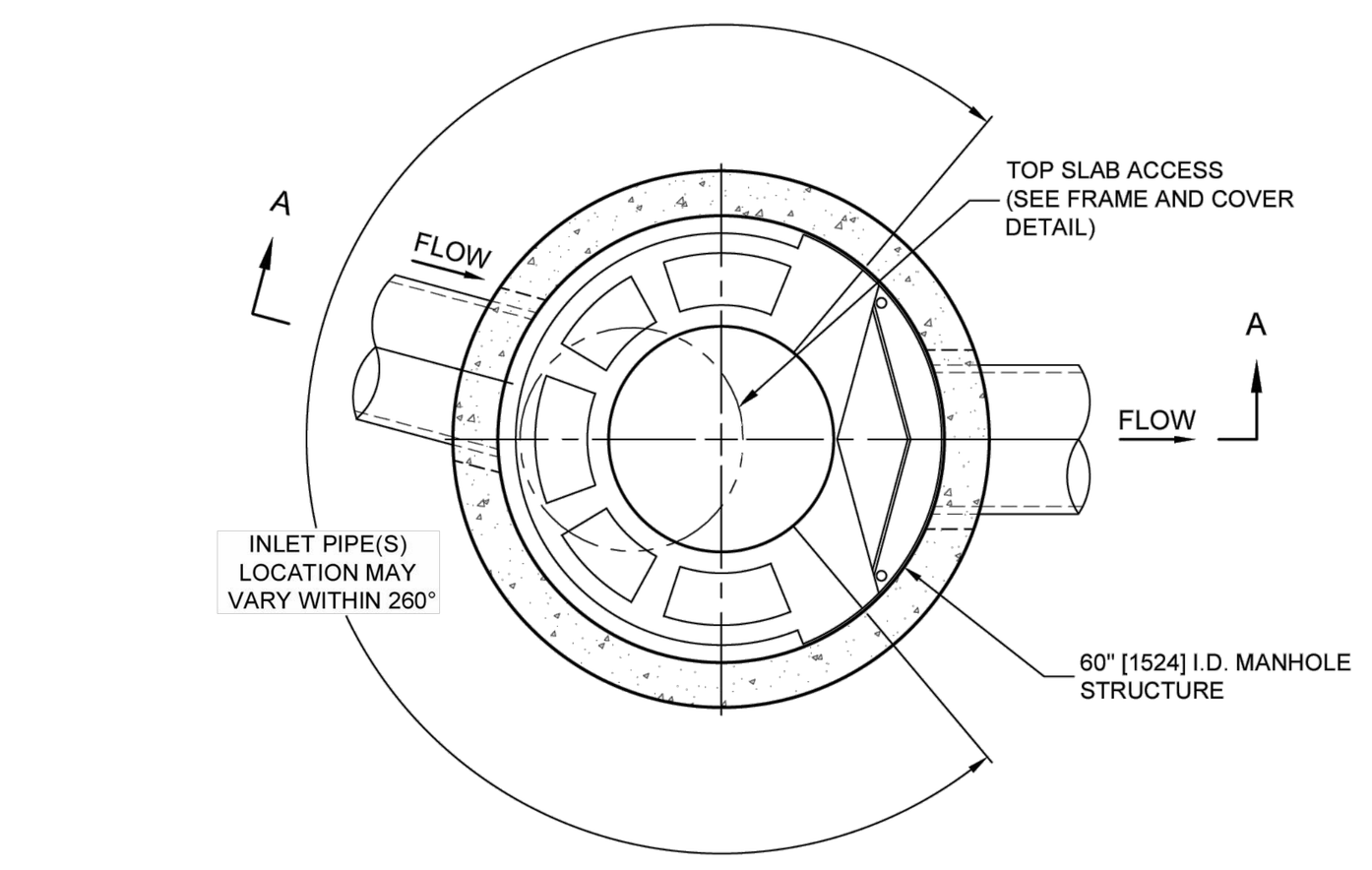

PLAN VIEW B-B
NOT TO SCALE

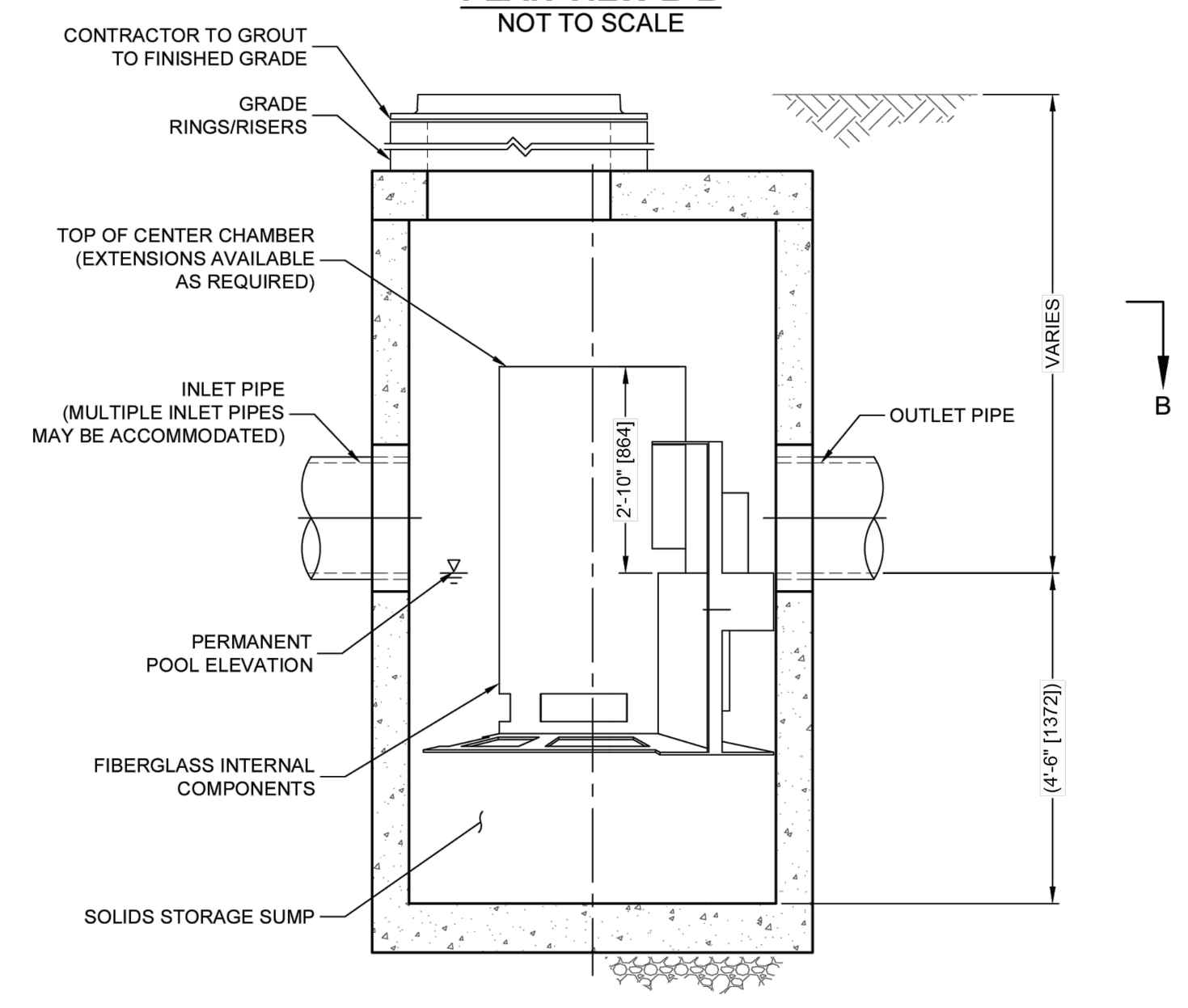

ELEVATION A-A
NOT TO SCALE

CASCADE separator™

CASCADE SEPARATOR DESIGN NOTES

THE STANDARD CS-5 CONFIGURATION IS SHOWN. ALTERNATE CONFIGURATIONS ARE AVAILABLE AND ARE LISTED BELOW. SOME CONFIGURATIONS MAY BE COMBINED TO SUIT SITE REQUIREMENTS.

CONFIGURATION DESCRIPTION
GRATED INLET ONLY (NO INLET PIPE)
GRATED INLET WITH INLET PIPE OR PIPES
CURB INLET ONLY (NO INLET PIPE)
CURB INLET WITH INLET PIPE OR PIPES

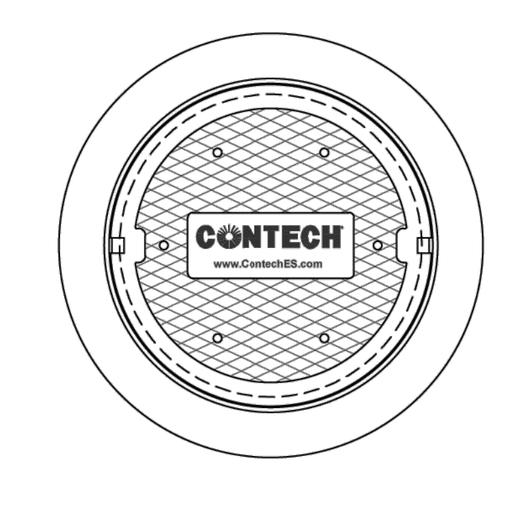

FRAME AND COVER
(DIAMETER VARIES)
NOT TO SCALE

SITE SPECIFIC DATA REQUIREMENTS

STRUCTURE ID			
WATER QUALITY FLOW RATE (cfs [L/s])			
PEAK FLOW RATE (cfs [L/s])			
RETURN PERIOD OF PEAK FLOW (yrs)			
RIM ELEVATION			
PIPE DATA:	INVERT	MATERIAL	DIAMETER
INLET PIPE 1			
INLET PIPE 2			
OUTLET PIPE			
NOTES / SPECIAL REQUIREMENTS:			

GENERAL NOTES
1. CONTECH TO PROVIDE ALL MATERIALS UNLESS NOTED OTHERWISE.
2. FOR SITE SPECIFIC DRAWINGS WITH DETAILED STRUCTURE DIMENSIONS AND WEIGHT, PLEASE CONTACT YOUR CONTECH ENGINEERED SOLUTIONS LLC REPRESENTATIVE. www.ContechES.com
3. CASCADE SEPARATOR WATER QUALITY STRUCTURE SHALL BE IN ACCORDANCE WITH ALL DESIGN DATA AND INFORMATION CONTAINED IN THIS DRAWING. CONTRACTOR TO CONFIRM STRUCTURE MEETS REQUIREMENTS OF PROJECT.
4. CASCADE SEPARATOR STRUCTURE SHALL MEET AASHTO HS20 LOAD RATING, ASSUMING EARTH COVER OF 0' - 2' [610], AND GROUNDWATER ELEVATION AT, OR BELOW, THE OUTLET PIPE INVERT ELEVATION. ENGINEER OF RECORD TO CONFIRM ACTUAL GROUNDWATER ELEVATION. CASTINGS SHALL MEET AASHTO M306 AND BE CAST WITH THE CONTECH LOGO.
5. CASCADE SEPARATOR STRUCTURE SHALL BE PRECAST CONCRETE CONFORMING TO ASTM C478 AND AASHTO LOAD FACTOR DESIGN METHOD.
6. ALTERNATE UNITS ARE SHOWN IN MILLIMETERS [mm].

INSTALLATION NOTES
A. ANY SUB-BASE, BACKFILL DEPTH, AND/OR ANTI-FLOTATION PROVISIONS ARE SITE-SPECIFIC DESIGN CONSIDERATIONS AND SHALL BE SPECIFIED BY ENGINEER OF RECORD.
B. CONTRACTOR TO PROVIDE EQUIPMENT WITH SUFFICIENT LIFTING AND REACH CAPACITY TO LIFT AND SET THE CASCADE SEPARATOR MANHOLE STRUCTURE.
C. CONTRACTOR TO INSTALL JOINT SEALANT BETWEEN ALL STRUCTURE SECTIONS AND ASSEMBLE STRUCTURE.
D. CONTRACTOR TO PROVIDE, INSTALL, AND GROUT INLET AND OUTLET PIPE(S). MATCH PIPE INVERTS WITH ELEVATIONS SHOWN. ALL PIPE CENTERLINES TO MATCH PIPE OPENING CENTERLINES.
E. CONTRACTOR TO TAKE APPROPRIATE MEASURES TO ASSURE UNIT IS WATER TIGHT, HOLDING WATER TO FLOWLINE INVERT MINIMUM. IT IS SUGGESTED THAT ALL JOINTS BELOW PIPE INVERTS ARE GROUTED.

CONTECH® ENGINEERED SOLUTIONS LLC
www.contechES.com
9025 Centre Pointe Dr., Suite 400, West Chester, OH 45069
800-338-1122 513-645-7000 513-645-7993 FAX

CS-5
CASCADE SEPARATOR
STANDARD DETAIL

I:\COMMON\CAD\TREATMENT\21 CASCADE\40 STANDARD DRAWINGS\DWG\CS-5-DTL.DWG 1/22/2019 9:35 AM

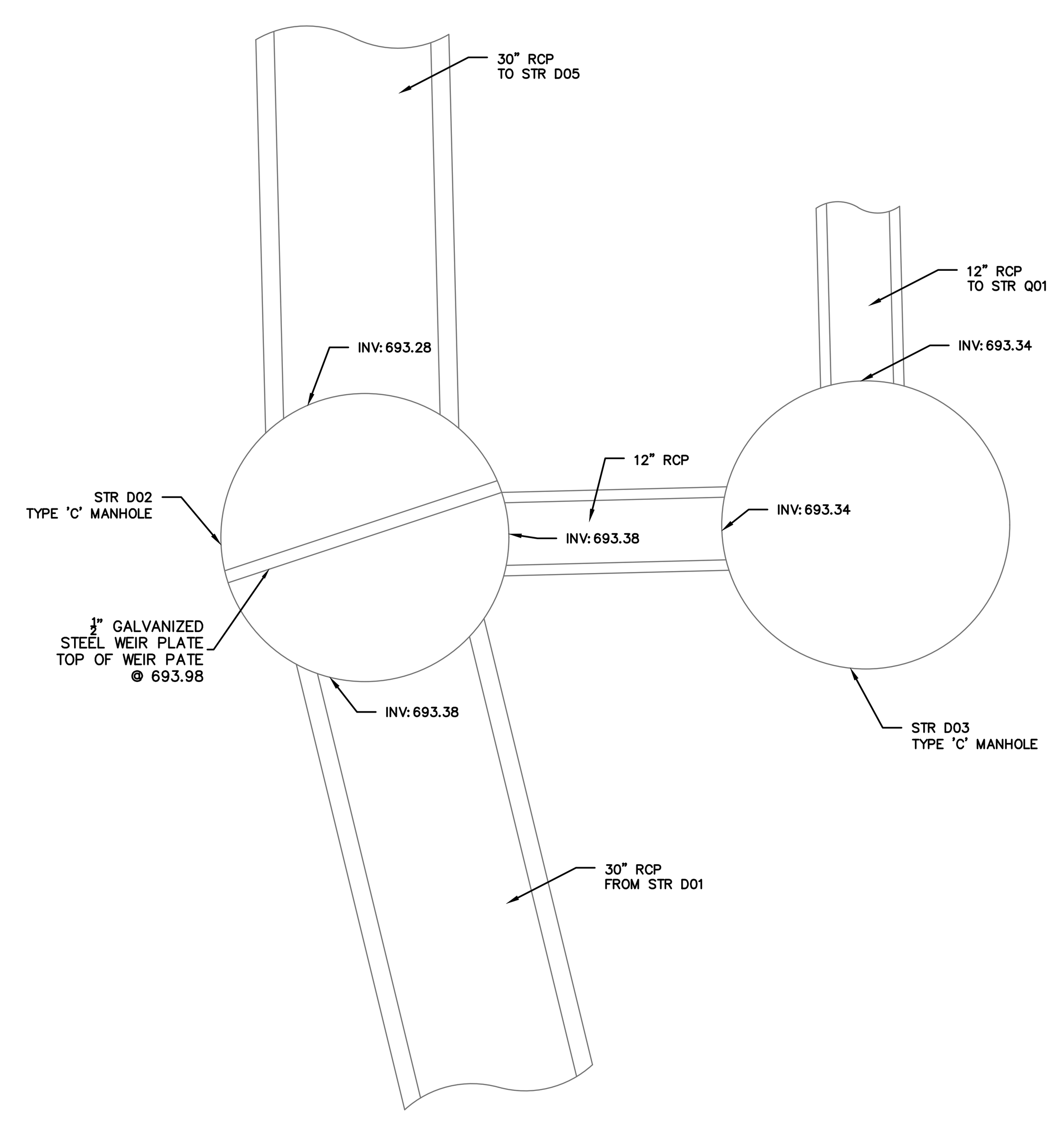

DIVERSION STRUCTURE D02 DETAIL
NOT TO SCALE (REV. 12/24)

3099CGD

APPROX. DRAIN AREA = 409.94 SQ IN
APPROX. WEIGHT WITH FRAME = 93.00 LBS

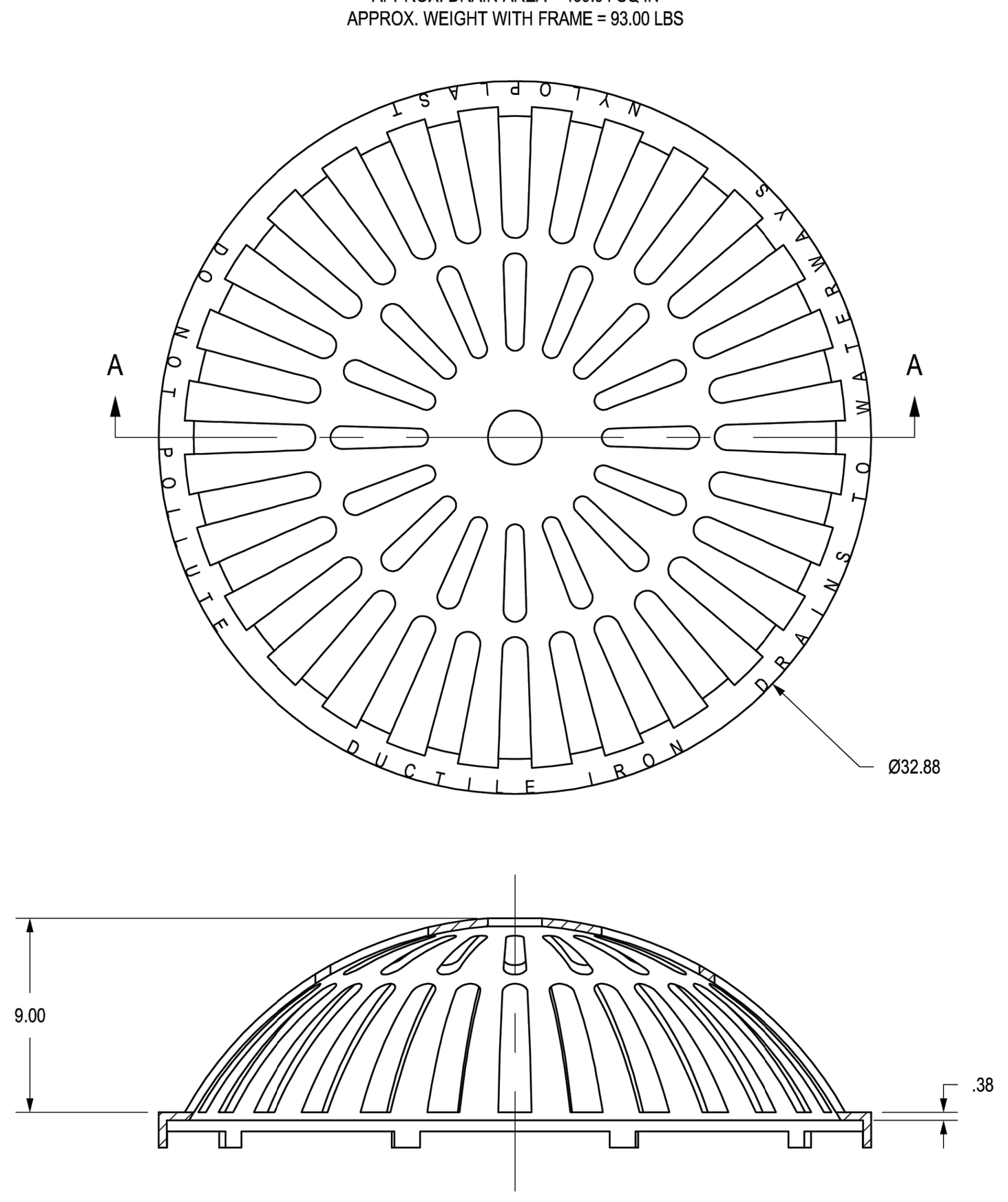

SECTION A-A

DIMENSIONS ARE FOR REFERENCE ONLY
ACTUAL DIMENSIONS MAY VARY
DIMENSIONS ARE IN INCHES
QUALITY: MATERIALS SHALL CONFORM TO ASTM A536 GRADE 70-50-05
PAINT: CASTINGS ARE FURNISHED WITH A BLACK PAINT
LOCKING DEVICE AVAILABLE UPON REQUEST

THIS PRINT DISCLOSES SUBJECT MATTER IN WHICH NYLOPLAST HAS PROPRIETARY RIGHTS. THE RECEIPT OR POSSESSION OF THIS PRINT DOES NOT CONFER, TRANSFER, OR LICENSE THE USE OF THE DESIGN OR TECHNICAL INFORMATION SHOWN HEREIN REPRODUCTION OF THIS PRINT OR ANY INFORMATION CONTAINED HEREIN, OR MANUFACTURE OF ANY ARTICLE HEREFROM, FOR THE DISCLOSURE TO OTHERS IS FORBIDDEN, EXCEPT BY SPECIFIC WRITTEN PERMISSION FROM NYLOPLAST. ©2013 NYLOPLAST

DRAWN BY EBC | DATE 03-08-06 | REVISED BY CCA | DATE 08-30-13 | DWG SIZE A | MATERIAL DUCTILE IRON | PROJECT NO./NAME | SCALE 1:8 | SHEET 1 OF 1
ADS Nyloplast — 3130 VERONA AVE, BUFORD, GA 30518, PHN (770) 932-2443, FAX (770) 932-2490, www.nyloplast-us.com
TITLE: 30 IN DOME GRATE | DWG NO. 7001-110-223 | REV E

NYLOPLAST 30" DRAIN BASIN: 2830AG _ _X

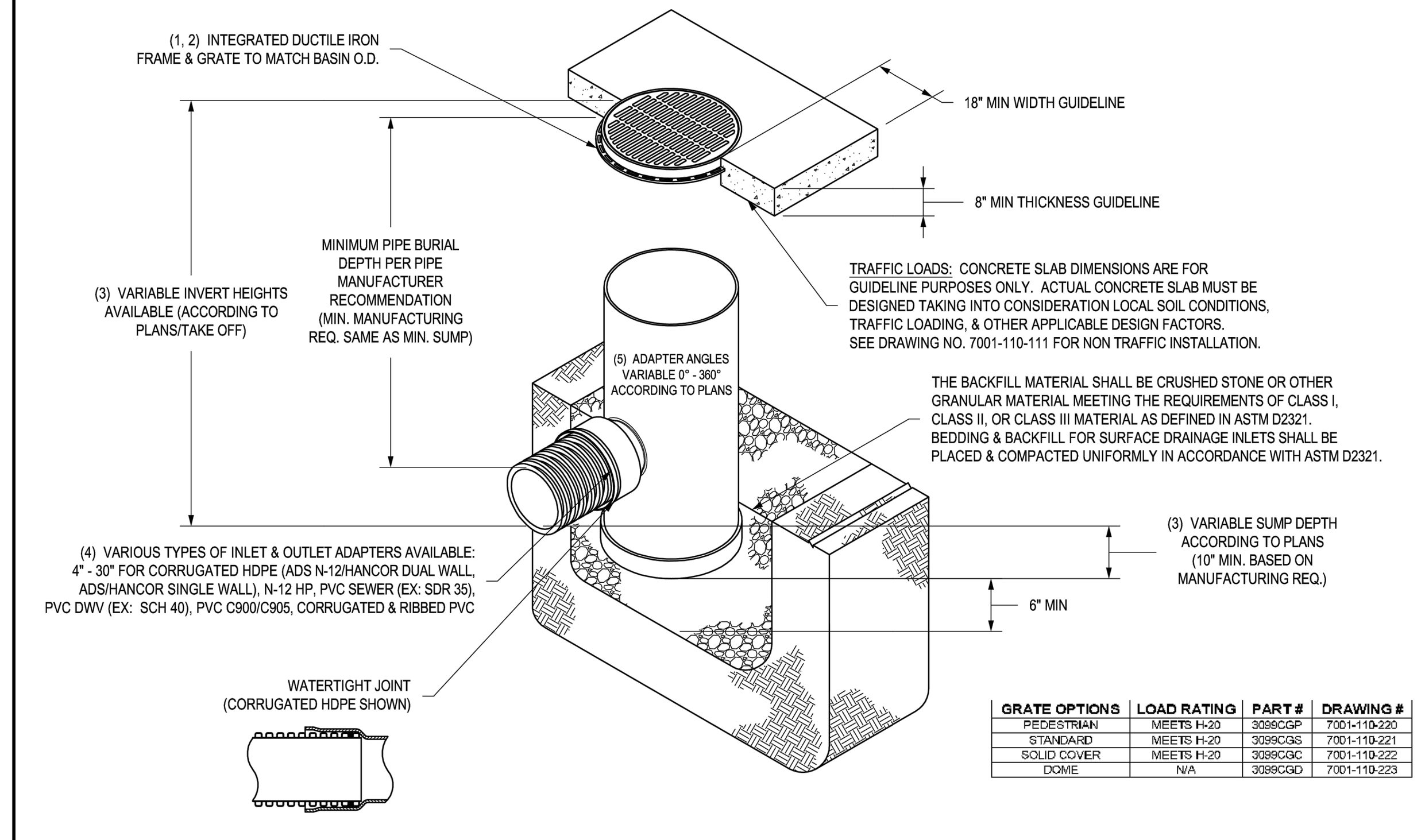

GRATE OPTIONS	LOAD RATING	PART #	DRAWING #
PEDESTRIAN	MEETS H-20	3099CGP	7001-110-220
STANDARD	MEETS H-20	3099CGS	7001-110-221
SOLID COVER	MEETS H-20	3099CGC	7001-110-222
DOME	N/A	3099CGD	7001-110-223

1 - GRATES/SOLID COVER SHALL BE DUCTILE IRON PER ASTM A536 GRADE 70-50-05.
2 - FRAMES SHALL BE DUCTILE IRON PER ASTM A536 GRADE 70-50-05.
3 - DRAIN BASIN TO BE CUSTOM MANUFACTURED ACCORDING TO PLAN DETAILS. RISERS ARE NEEDED FOR BASINS OVER 84" DUE TO SHIPPING RESTRICTIONS. SEE DRAWING NO. 7001-110-065.
4 - DRAINAGE CONNECTION STUB JOINT TIGHTNESS SHALL CONFORM TO ASTM D3212 FOR CORRUGATED HDPE (ADS N-12/HANCOR DUAL WALL), N-12 HP, & PVC SEWER (4" - 24").
5 - ADAPTERS CAN BE MOUNTED ON ANY ANGLE 0° TO 360°. TO DETERMINE MINIMUM ANGLE BETWEEN ADAPTERS SEE DRAWING NO. 7001-110-012.

THIS PRINT DISCLOSES SUBJECT MATTER IN WHICH NYLOPLAST HAS PROPRIETARY RIGHTS. THE RECEIPT OR POSSESSION OF THIS PRINT DOES NOT CONFER, TRANSFER, OR LICENSE THE USE OF THE DESIGN OR TECHNICAL INFORMATION SHOWN HEREIN REPRODUCTION OF THIS PRINT OR ANY INFORMATION CONTAINED HEREIN, OR MANUFACTURE OF ANY ARTICLE HEREFROM, FOR THE DISCLOSURE TO OTHERS IS FORBIDDEN, EXCEPT BY SPECIFIC WRITTEN PERMISSION FROM NYLOPLAST. ©2013 NYLOPLAST

DRAWN BY EBC | DATE 04-03-06 | REVISED BY NMH | DATE 03-14-16 | DWG SIZE A | MATERIAL | PROJECT NO./NAME | SCALE 1:40 | SHEET 1 OF 1
ADS Nyloplast — 3130 VERONA AVE, BUFORD, GA 30518, PHN (770) 932-2443, FAX (770) 932-2490, www.nyloplast-us.com
TITLE: 30 IN DRAIN BASIN QUICK SPEC INSTALLATION DETAIL | DWG NO. 7001-110-193 | REV G

18" , 24" , & 30" DRAIN BASIN FRAME & GRATE (18" STD GRATE SHOWN)

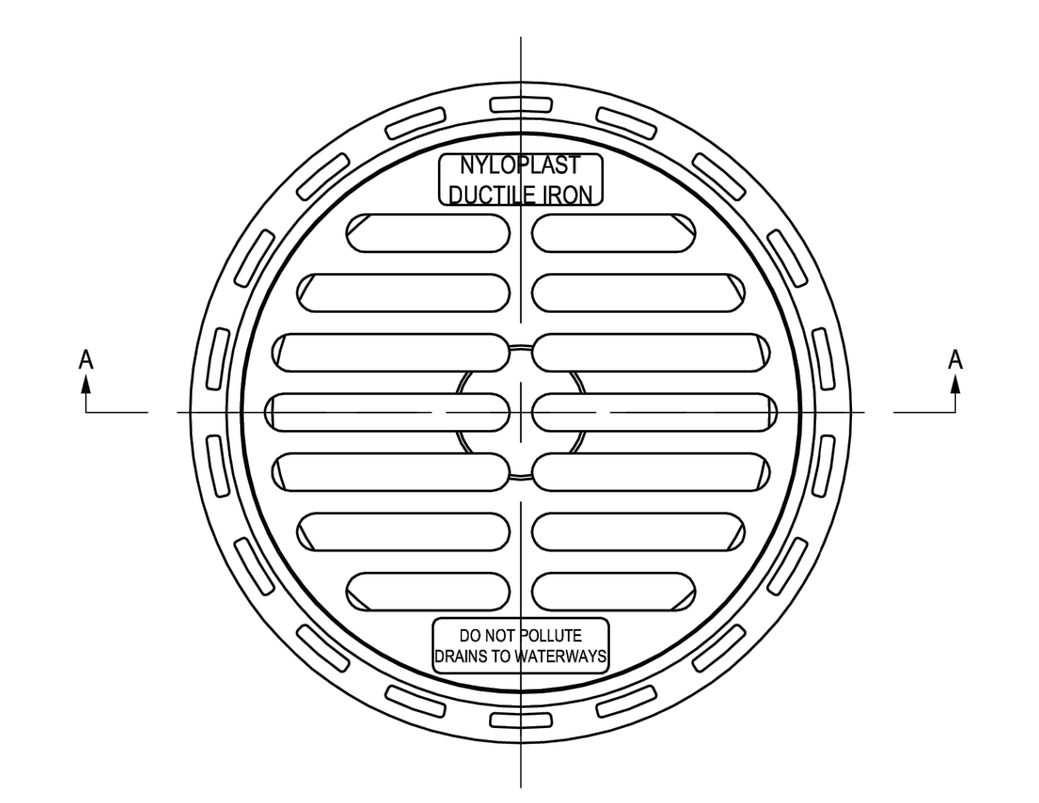

1899CG _
2499CG _
3099CG _

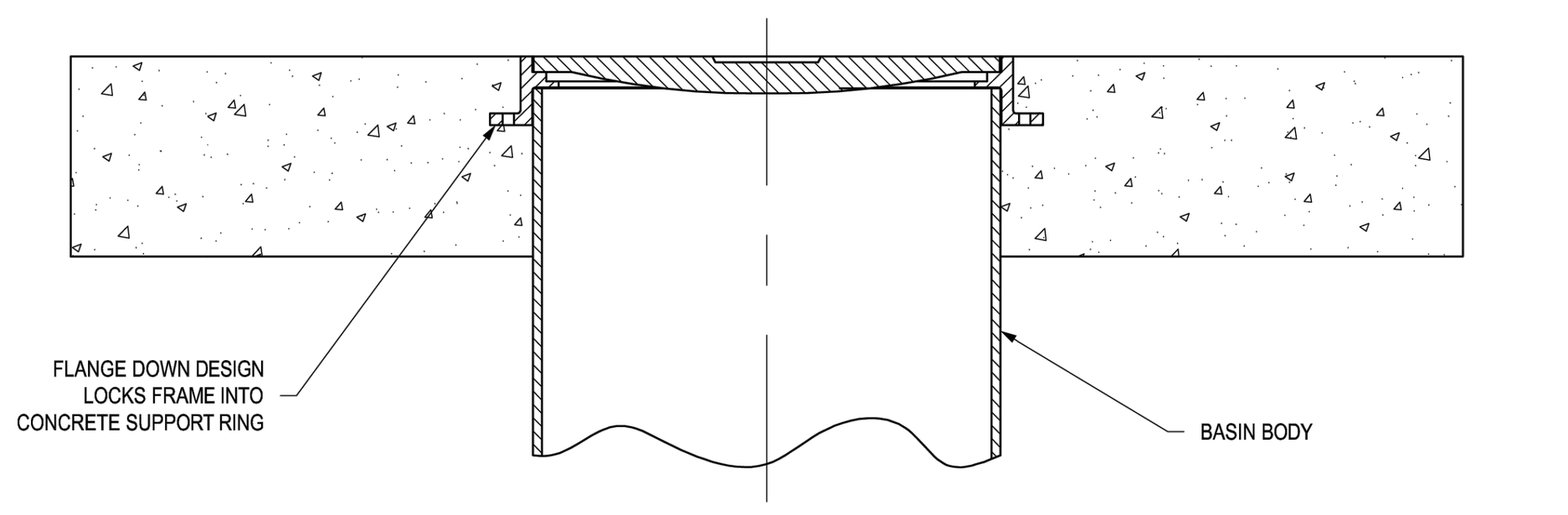

SECTION A - A

THIS PRINT DISCLOSES SUBJECT MATTER IN WHICH NYLOPLAST HAS PROPRIETARY RIGHTS. THE RECEIPT OR POSSESSION OF THIS PRINT DOES NOT CONFER, TRANSFER, OR LICENSE THE USE OF THE DESIGN OR TECHNICAL INFORMATION SHOWN HEREIN REPRODUCTION OF THIS PRINT OR ANY INFORMATION CONTAINED HEREIN, OR MANUFACTURE OF ANY ARTICLE HEREFROM, FOR THE DISCLOSURE TO OTHERS IS FORBIDDEN, EXCEPT BY SPECIFIC WRITTEN PERMISSION FROM NYLOPLAST. ©2010 NYLOPLAST

DRAWN BY CJA | DATE 12-10-99 | APPD BY CJA | DATE 12-10-99 | DWG SIZE A | MATERIAL | PROJECT NO./NAME | SCALE 1:8 | SHEET 1 OF 1
ADS Nyloplast — 3130 VERONA AVE, BUFORD, GA 30518, PHN (770) 932-2443, FAX (770) 932-2490, www.nyloplast-us.com
TITLE: 18 IN, 24 IN, & 30 IN FRAME & GRATE EXAMPLE | DWG NO. 7001-110-005 | REV D

NYLOPLAST TURF TRAFFIC INSTALLATION

12" - 36" DRAIN BASIN

12" - 30" INLINE DRAIN

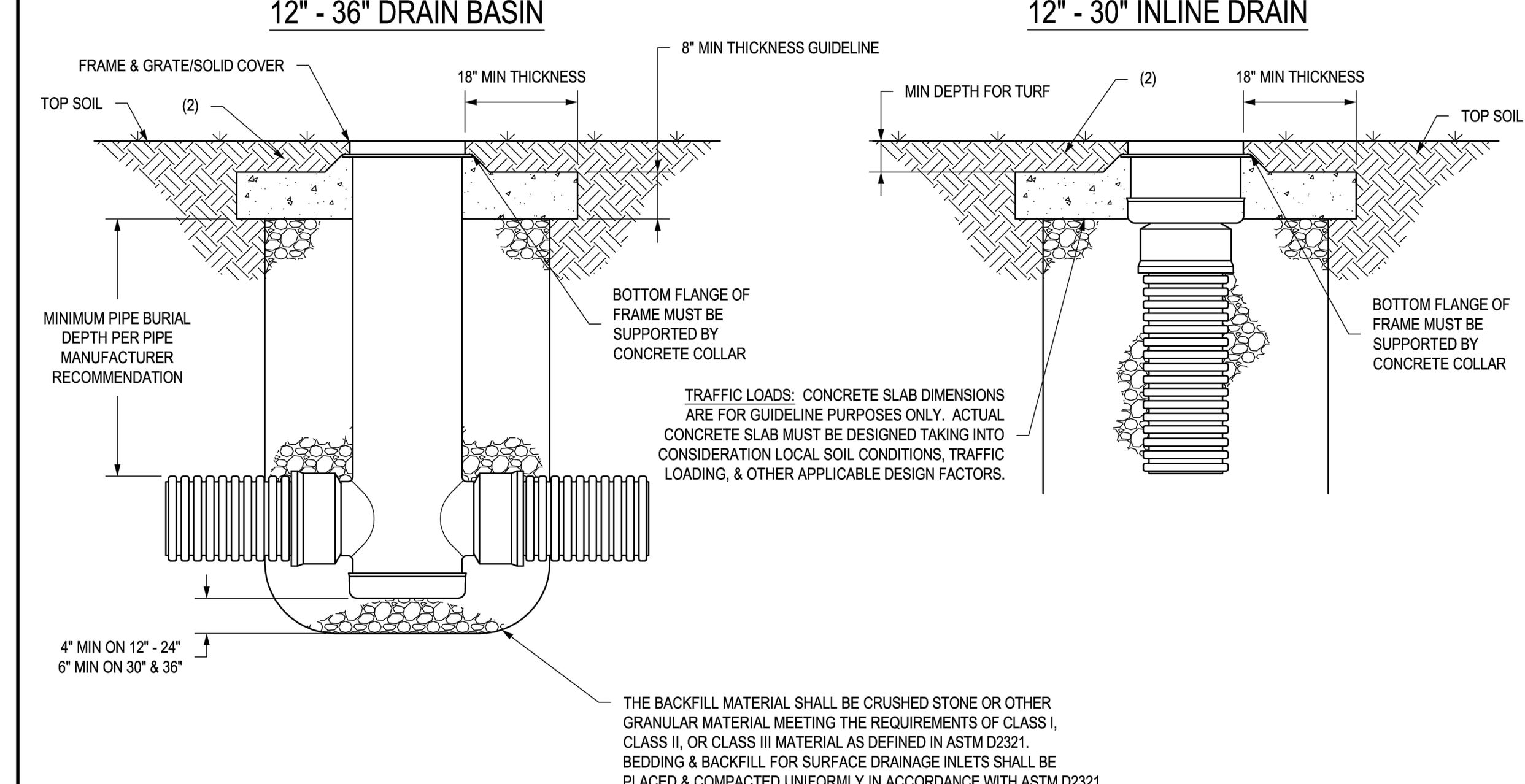

1. GRATES/SOLID COVERS SHALL MEET H-20 LOAD RATING FOR 30" PEDESTRIAN & 12" - 30" STANDARD & SOLID
2. DESIGN SHOULD ACCOUNT FOR ROOT DEPTH TO ALLOW TURF TO GROW AND PREVENT EROSION AROUND GRATE SO THAT HAZARDS DO NOT FORM.
3. 36" DRAIN BASIN REQUIRES 36'X30" REDUCING CONE. REDUCING CONE REQUIRES 2.25FT MINIMUM FROM GRADE TO TOP OF PIPE.

THIS PRINT DISCLOSES SUBJECT MATTER IN WHICH NYLOPLAST HAS PROPRIETARY RIGHTS. THE RECEIPT OR POSSESSION OF THIS PRINT DOES NOT CONFER, TRANSFER, OR LICENSE THE USE OF THE DESIGN OR TECHNICAL INFORMATION SHOWN HEREIN REPRODUCTION OF THIS PRINT OR ANY INFORMATION CONTAINED HEREIN, OR MANUFACTURE OF ANY ARTICLE HEREFROM, FOR THE DISCLOSURE TO OTHERS IS FORBIDDEN, EXCEPT BY SPECIFIC WRITTEN PERMISSION FROM NYLOPLAST. ©2013 NYLOPLAST

DRAWN BY EBC | DATE 01-05-09 | REVISED BY NMH | DATE 06-12-18 | DWG SIZE A | MATERIAL | PROJECT NO./NAME | SCALE 1:25 | SHEET 1 OF 1
ADS Nyloplast — 3130 VERONA AVE, BUFORD, GA 30518, PHN (770) 932-2443, FAX (770) 932-2490, www.nyloplast-us.com
TITLE: DRAIN BASIN & INLINE DRAIN TURF TRAFFIC INSTALLATION | DWG NO. 7001-110-340 | REV G

IN128 - JAMES T. MORRIS ARENA

Ohio St & N Blackford St
Indianapolis, IN 46202

IU Project NO. 20240127

Owner
INDIANA UNIVERSITY BOARD OF TRUSTEES
2901 EAST DISCOVERY PARKWAY
BLOOMINGTON, IN 47408
812-855-1692

Architect
RATIO
101 SOUTH PENNSYLVANIA STREET
INDIANAPOLIS, IN 46204
317-633-4040

Structural Engineer
FINK ROBERTS AND PETRIE, INC.
3535 EAST 96TH STREET
SUITE 126
INDIANAPOLIS, IN 46240
317-872-8400

Mechanical / Electrical Engineer
INTROBA
8250 HAVERSTICK ROAD
SUITE 285
INDIANAPOLIS, IN 46240
+1 800-404-7677

Plumbing Engineer
DLZ
138 N. DELAWARE ST
INDIANAPOLIS, IN 46204
317-633-4120

Acoustics / Technology Engineer
WJHW
7220 W. JEFFERSON AVE
SUITE 216
LAKEWOOD, CO 80235
972-934-3700

Civil Engineer
AMERICAN STRUCTUREPOINT, INC.
9025 RIVER ROAD
SUITE 200
INDIANAPOLIS, IN 46240
317-547-5580

Food Service Consultant
CINILITTLE
3405 NW 9TH AVENUE #1202
FORT LAUDERDALE, FL 33309
954-846-9600

Code Consultant
FORZA
2502 WEST MECHANIC ST, SUITE C
HARRISONVILLE, MO 64701
816-806-3729

245 UNIVERSITY BLVD.

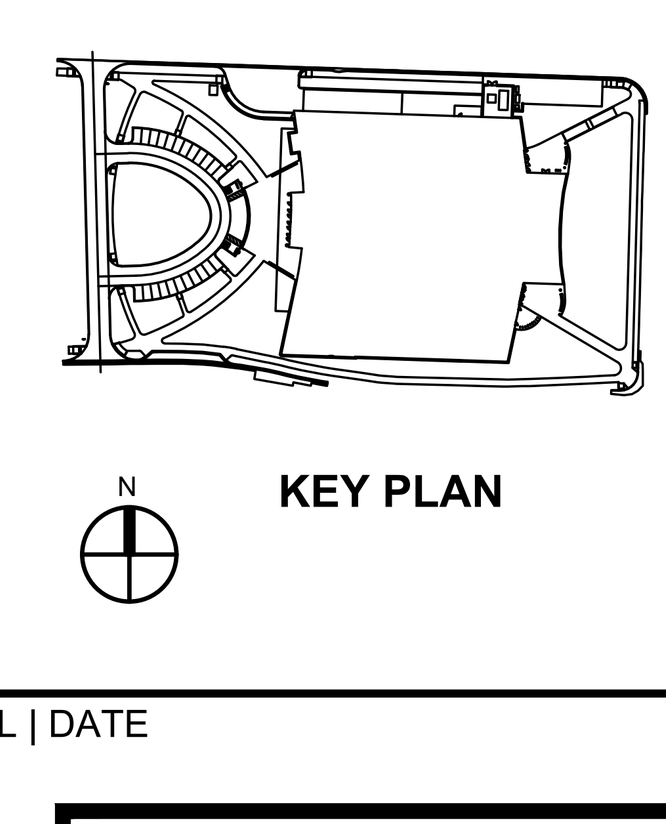

KEY PLAN

SEAL | DATE

APPROVAL PENDING
NOT FOR CONSTRUCTION
IN SUBMITTING BIDS IN RELIANCE ON THESE PLANS THE CONTRACTOR ASSUMES ALL RISKS OF ADDITIONAL COSTS OF REVISIONS DUE TO REQUIREMENTS OF THE OWNER OR GOVERNMENTAL AUTHORITIES AND MATERIAL REVISIONS IN THE COURSE OF COMPLETING THE FINAL DESIGN.

SHEET ISSUE

A	BID PACKAGE 1 - SITE EXCAVATION	10/29/2024
B	CONSTRUCTION DOCUMENTS	01/13/2025
C	ADDENDUM 01	01/27/2025
D	ADDENDUM 02	02/03/2025

RATIO

COPYRIGHT NOTICE: THIS ARCHITECTURAL AND ENGINEERING DRAWING IS GIVEN IN CONFIDENCE AND SHALL BE USED ONLY PURSUANT TO THE AGREEMENT WITH RATIO. NO OTHER USE, DISSEMINATION OR DUPLICATION MAY BE MADE WITHOUT PRIOR WRITTEN CONSENT OF RATIO. ALL COMMON LAW RIGHTS OF COPYRIGHT AND OTHERWISE ARE HEREBY SPECIFICALLY RESERVED.

ASI PROJECT NO. 23112.000

SHEET TITLE
SITE DETAILS

SHEET NUMBER
C602

FOR REFERENCE ONLY
NOT FOR CONSTRUCTION

PLOT DATE: 1/31/2025 3:41 PM
PLOT SCALE: 1:1.008
EDIT DATE: 1/31/2025
EDITED BY: TSYLVIA
DRAWING FILE: P:\2023\00877\D. Drawings\Civil\Construction Documents\2023.00877.CE.C600.SD.dwg

NORTH ARROW PROVIDED FOR REFERENCE ONLY.
REFER TO ENGINEERED SITE PLANS FOR EXACT LOCATION AND ORIENTATION

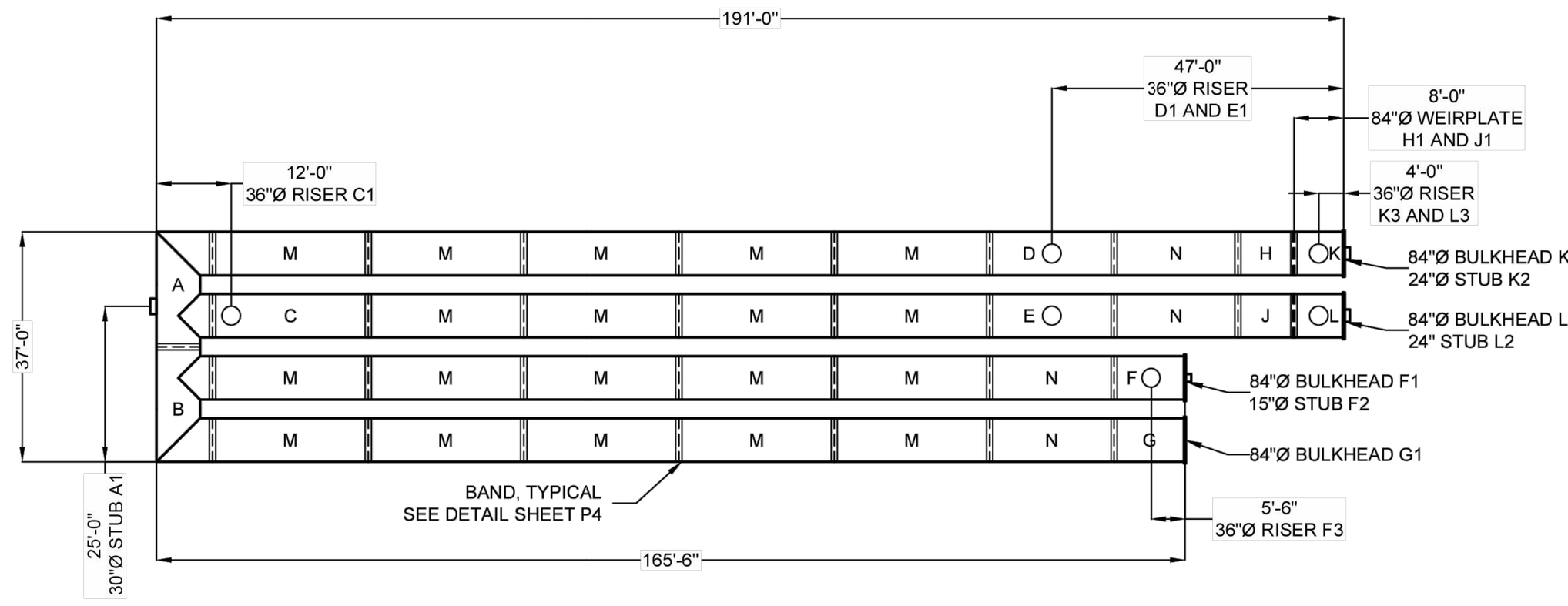

STUB INFORMATION

PIECE	STUB INVERT	SYSTEM INVERT
30"Ø STUB A1	693.00	693.00
15"Ø STUB F2	693.00	693.00
24"Ø STUB K2	693.00	693.00
24"Ø STUB L2	693.00	693.00

RISER INFORMATION

PIECE	RIM ELEV.	SYSTEM INVERT
36"Ø RISER C1	706.83	693.00
36"Ø RISER D1	705.82	693.00
36"Ø RISER E1	706.29	693.00
36"Ø RISER F3	706.66	693.00
36"Ø RISER K3	704.91	693.00
36"Ø RISER L3	704.94	693.00

THE UNDERSIGNED HEREBY APPROVES THE ATTACHED (5) PAGES INCLUDING THE FOLLOWING:

- **PIPE STORAGE = 27,170 CF**
- **MAINLINE PIPE GAGE = 16**
- **WALL TYPE = SOLID**
- **DIAMETER = 84"**
- **FINISH = ALT2**
- **CORRUGATION = 5x1**

CUSTOMER DATE

ASSEMBLY

SCALE: 1" = 30'
LOADING: H20
PIPE INV. = 693.00'±

NOTES

- ALL RISER AND STUB DIMENSIONS ARE TO CENTERLINE.
- ALL ELEVATIONS, DIMENSIONS, AND LOCATIONS OF RISERS AND INLETS, SHALL BE VERIFIED BY THE ENGINEER OF RECORD (EOR) PRIOR TO RELEASING FOR FABRICATION.
- ALL FITTINGS AND REINFORCEMENT COMPLY WITH ASTM A998.
- ALL RISERS AND STUBS ARE 2⅔" x ½" CORRUGATION AND 16 GAGE UNLESS OTHERWISE NOTED.
- RISERS TO BE FIELD TRIMMED TO GRADE AS REQUIRED, BY CONTRACTOR.
- QUANTITY OF PIPE SHOWN DOES NOT PROVIDE EXTRA PIPE FOR CONNECTING THE SYSTEM TO EXISTING PIPE OR DRAINAGE STRUCTURES. OUR SYSTEM AS DETAILED PROVIDES NOMINAL INLET AND/OR OUTLET PIPE STUB FOR CONNECTION TO EXISTING DRAINAGE FACILITIES. IF ADDITIONAL PIPE IS NEEDED IT IS THE RESPONSIBILITY OF THE CONTRACTOR.
- ALL ACCESS CASTINGS ARE THE RESPONSIBILITY OF THE CONTRACTOR AND ARE NOT SUPPLIED BY CONTECH.
- BULKHEADS SHALL BE CONSTRUCTED USING 12 GAGE OR HEAVIER MATERIAL, WITH BOTH THE WATER AND SOIL SIDE FINAL COATINGS MATCHING THE SPECIFIED CMP COATING. BULKHEAD PLATES MUST BE FULLY WELDED TO THE CONNECTING PIPE. THE DESIGN OF BULKHEADS SHALL ADHERE TO CHAPTER 8 OF THE NCSPA CSP DESIGN MANUAL, MEETING THE HEIGHT OF COVER DESIGN REQUIREMENTS WITH APPROPRIATE REINFORCEMENTS OR A MINIMUM REQUIRED PLATE THICKNESS. ADDITIONALLY, REINFORCING MEMBERS SHALL BE POST-COATED WITH ZINC RICH PAINT IN ACCORDANCE WITH AASHTO M36 FOR GALVANIZED AND ALUMINUM CMP SYSTEMS, OR AASHTO M245 FOR POLYMER CMP SYSTEMS.

The design and information shown on this drawing is provided as a service to the project owner, engineer and contractor by Contech Engineered Solutions LLC ("Contech"). Neither this drawing, nor any part thereof, may be used, reproduced or modified in any manner without the prior written consent of Contech. Failure to comply is done at the user's own risk and Contech expressly disclaims any liability or responsibility for such use.

If discrepancies between the supplied information upon which the drawing is based and actual field conditions are encountered as site work progresses, these discrepancies must be reported to Contech immediately for re-evaluation of the design. Contech accepts no liability for designs based on missing, incomplete or inaccurate information supplied by others.

MARK	DATE	REVISION DESCRIPTION	BY

CONTECH ENGINEERED SOLUTIONS LLC
A QUIKRETE COMPANY
9100 Centre Pointe Dr., Suite 400, West Chester, OH 45069
800-338-1122 513-645-7000 513-645-7993 FAX

CONTECH CMP DETENTION SYSTEMS
CONTECH PROPOSAL DRAWING

84"Ø UNDERGROUND DETENTION SYSTEM - 819886-20
IUI INDIANAPOLIS ATHLETIC CENTER
INDIANAPOLIS, IN
SITE DESIGNATION: UNDERGROUND DETENTION

PROJECT No.: 819886 SEQ. No.: 20 DATE: 12/05/2024
DESIGNED: MDB DRAWN: MDB
CHECKED: MDB APPROVED: MDB
SHEET NO.: P1 OF 5

TABLE 1:

DIAMETER, D	MIN. COVER	CORR. PROFILE
6"-10"	12"	1 1/2" x 1/4"
12"-48"	12"	2 2/3" x 1/2"
>48"-96"	12"	3" x 1", 5" x 1"
>96"	D/8	3" x 1", 5" x 1"

- STRUCTURAL BACKFILL MUST EXTEND TO LIMITS OF THE TABLE
- TOTAL HEIGHT OF COMPACTED COVER FOR CONVENTIONAL HIGHWAY LOADS IS MEASURED FROM TOP OF PIPE TO BOTTOM OF FLEXIBLE PAVEMENT OR TOP OF RIGID PAVEMENT
- ULTRAFLO ALSO AVAILABLE FOR SIZES 18" - 120" WITH 3/4"x 3/4"x 7 1/2" CORRUGATION

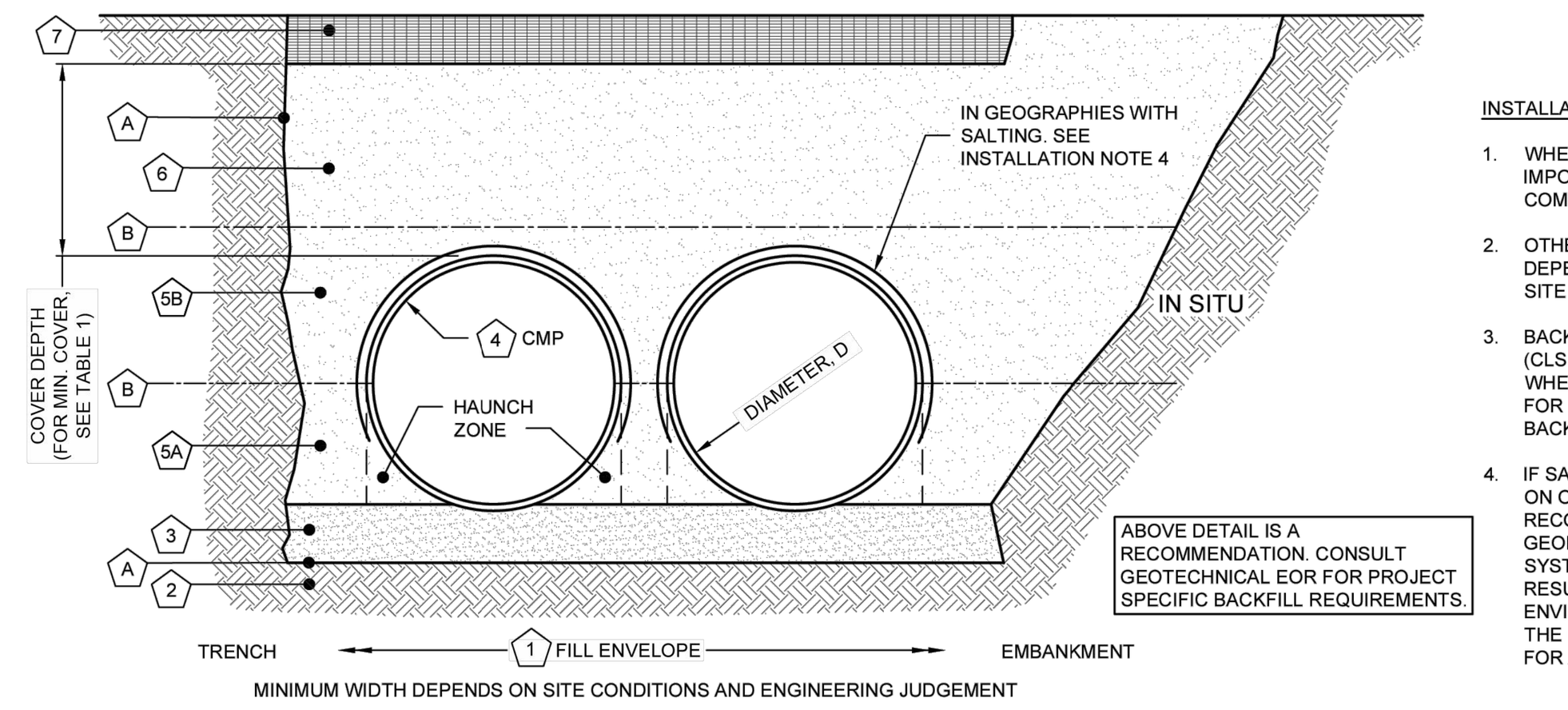

INSTALLATION NOTES

1. WHEN PLACING THE FIRST LIFTS OF BACKFILL IT IS IMPORTANT TO MAKE SURE THAT THE BACKFILL IS PROPERLY COMPACTED UNDER AND AROUND THE PIPE HAUNCHES.
2. OTHER ALTERNATE BACKFILL MATERIAL MAY BE ALLOWED DEPENDING ON SITE SPECIFIC CONDITIONS, AS APPROVED BY SITE ENGINEER.
3. BACKFILL USING CONTROLLED LOW-STRENGTH MATERIAL (CLSM, "FLASH FILL" OR "FLOWABLE FILL") MAY BE USED WHEN THE SPACING BETWEEN THE PIPES WILL NOT ALLOW FOR PLACEMENT AND ADEQUATE COMPACTION OF THE BACKFILL. CONTACT CONTECH FOR FURTHER EVALUATION.
4. IF SALTING AGENTS FOR SNOW AND ICE REMOVAL ARE USED ON OR NEAR THE PROJECT, A GEOMEMBRANE BARRIER IS RECOMMENDED OVER THE UPPER HALF OF THE PIPE. THE GEOMEMBRANE LINER IS INTENDED TO HELP PROTECT THE SYSTEM FROM THE POTENTIAL ADVERSE EFFECTS THAT MAY RESULT FROM A CHANGE IN THE SURROUNDING ENVIRONMENT OVER A PERIOD OF TIME. PLEASE REFER TO THE CORRUGATED METAL PIPE DETENTION DESIGN GUIDE FOR ADDITIONAL INFORMATION.

TABLE 2:

CMP DETENTION AND CMP DRAINAGE STANDARD BACKFILL SPECIFICATIONS

	MATERIAL LOCATION	MATERIAL SPECIFICATION	DESCRIPTION	
1	FILL ENVELOPE WIDTH	PER ENGINEER OF RECORD	MINIMUM TRENCH WIDTH MUST ALLOW ROOM FOR PROPER COMPACTION OF HAUNCH MATERIALS UNDER THE PIPE. THE SUGGESTED MINIMUM TRENCH WIDTH, OR EOR RECOMMENDATION: PIPE ≤ 12": D + 16" PIPE > 12": 1.5D + 12"	MINIMUM EMBANKMENT WIDTH (IN FEET) FOR INITIAL FILL ENVELOPE: PIPE < 24": 3.0D PIPE 24" - 144": D + 4'0" PIPE > 144": D + 10'0"
2	FOUNDATION	**AASHTO 26.5.2** OR PER ENGINEER OF RECORD	PRIOR TO PLACING THE BEDDING, THE FOUNDATION MUST BE CONSTRUCTED TO A UNIFORM AND STABLE GRADE. IN THE EVENT THAT UNSUITABLE FOUNDATION MATERIALS ARE ENCOUNTERED DURING EXCAVATION, THEY SHALL BE REMOVED AND FOUNDATION BROUGHT BACK TO GRADE WITH A FILL MATERIAL APPROVED BY THE ENGINEER OF RECORD.	
3	BEDDING	**AASHTO M 43: 3, 357, 4, 467, 5, 56, 57** (APPROVED REGIONAL EQUIVALENTS INCLUDE CA-7)	ENGINEER OF RECORD TO DETERMINE IF BEDDING IS REQUIRED. PIPE MAY BE PLACED ON THE TRENCH BOTTOM OF A RELATIVELY LOOSE, NATIVE SUITABLE WELL GRADED GRANULAR MATERIAL THAT IS ROUGHLY SHAPED TO FIT THE BOTTOM OF THE PIPE, 2" MIN DEPTH. THE BEDDING MATERIAL MAY BE SUITABLE FOUNDATION SOILS CONFORMING TO AASHTO SOIL CLASSIFICATIONS A1, A2, OR A3 WITH MAXIMUM PARTICLE SIZE OF 3" PER AASHTO 26.3.8.1	
4	CORRUGATED METAL PIPE			
5A	CRITICAL BACKFILL	**AASHTO M 145: A-1, A-2, A-3 ***	HAUNCH ZONE MATERIAL SHALL BE HAND SHOVELED OR SHOVEL SLICED INTO PLACE TO ALLOW FOR PROPER COMPACTION WITHOUT SOFT SPOTS. BACKFILL SHALL BE PLACED IN 8" +/- LOOSE LIFTS AND COMPACTED TO 90% STANDARD PROCTOR PER AASHTO T 99. BACKFILL SHALL BE PLACED SUCH THAT THERE IS NO MORE THAN A THREE LIFT (24") DIFFERENTIAL BETWEEN ANY OF THE PIPES AT ANY TIME DURING THE BACKFILL PROCESS. THE BACKFILL SHOULD BE ADVANCED ALONG THE LENGTH OF THE SYSTEM TO AVOID DIFFERENTIAL LOADING. WELL GRADED GRANULAR MATERIAL WHICH MAY CONTAIN SMALL AMOUNTS OF SILT OR CLAY AND MAXIMUM PARTICLE SIZE OF 3" (PER AASHTO 26.3.8.1 AND 12.4-1.3).	
5B	BACKFILL	**AASHTO M 145: A-1, A-2, A-3**		
6	COVER MATERIAL	UP TO MIN. COVER - SEE 5A AND 5B ABOVE ABOVE MIN. COVER - PER ENGINEER OF RECORD	COVER MATERIAL MAY INCLUDE NON-BITUMINOUS, GRANULAR ROAD BASE MATERIAL WITHIN MIN COVER LIMITS	
7	RIGID OR FLEXIBLE PAVEMENT (IF APPLICABLE)	PER ENGINEER OF RECORD	FLEXIBLE PAVEMENT SHOULD NOT BE COUNTED AS PART OF THE FILL HEIGHT OVER THE CMP. FINAL BACKFILL MATERIAL SELECTION AND COMPACTION REQUIREMENTS SHALL FOLLOW THE PROJECT PLANS AND SPECIFICATIONS PER THE ENGINEER OF RECORD.	
A	OPTIONAL SIDE GEOTEXTILE	NONE	GEOTEXTILE LAYER IS RECOMMENDED ON SIDES OF EXCAVATION TO PREVENT SOIL MIGRATION.	
B	OPTIONAL GEOTEXTILE BETWEEN LAYERS	NONE	IF SOIL TYPES DIFFER AT ANY POINT ABOVE PIPE INVERT, A GEOTEXTILE LAYER IS RECOMMENDED TO BE PLACED BETWEEN THE LAYERS TO PREVENT SOIL MIGRATION.	

NOTES:
- FOR MULTIPLE BARREL INSTALLATIONS, THE RECOMMENDED STANDARD SPACING BETWEEN PARALLEL PIPE RUNS SHALL BE THE PIPE DIAMETER /2 BUT NO LESS THAN 12" FOR DIAMETERS <72". FOR 72" AND LARGER DIAMETERS, THE MINIMUM SPACING IS 36". CONTACT YOUR CONTECH REPRESENTATIVE FOR NONSTANDARD SPACING.
- * APPROVED REGIONAL EQUIVALENTS FOR SECTION 5A INCLUDE CA-7, MIDOT 2G, 34G, OR 21AA STONE OR GRAVEL; #8; #57; MIDOT 6A, 2G, 3G, 34G.

MANUFACTURER RECOMMENDED BACKFILL

NOT TO SCALE

The design and information shown on this drawing is provided as a service to the project owner, engineer and contractor by Contech Engineered Solutions LLC ("Contech"). Neither this drawing, nor any part thereof, may be used, reproduced or modified in any manner without the prior written consent of Contech. Failure to comply is done at the user's own risk and Contech expressly disclaims any liability or responsibility for such use.

If discrepancies between the supplied information upon which the drawing is based and actual field conditions are encountered as site work progresses, these discrepancies must be reported to Contech immediately for re-evaluation of the design. Contech accepts no liability for designs based on missing, incomplete or inaccurate information supplied by others.

MARK	DATE	REVISION DESCRIPTION	BY

CONTECH ENGINEERED SOLUTIONS LLC
A QUIKRETE COMPANY
9100 Centre Pointe Dr., Suite 400, West Chester, OH 45069
800-338-1122 513-645-7000 513-645-7993 FAX

CONTECH CMP DETENTION SYSTEMS
CONTECH PROPOSAL DRAWING

84"Ø UNDERGROUND DETENTION SYSTEM - 819886-20
IUI INDIANAPOLIS ATHLETIC CENTER
INDIANAPOLIS, IN
SITE DESIGNATION: UNDERGROUND DETENTION

PROJECT No.: 819886 SEQ. No.: 20 DATE: 12/05/2024
DESIGNED: MDB DRAWN: MDB
CHECKED: MDB APPROVED: MDB
SHEET NO.: P3 OF 5

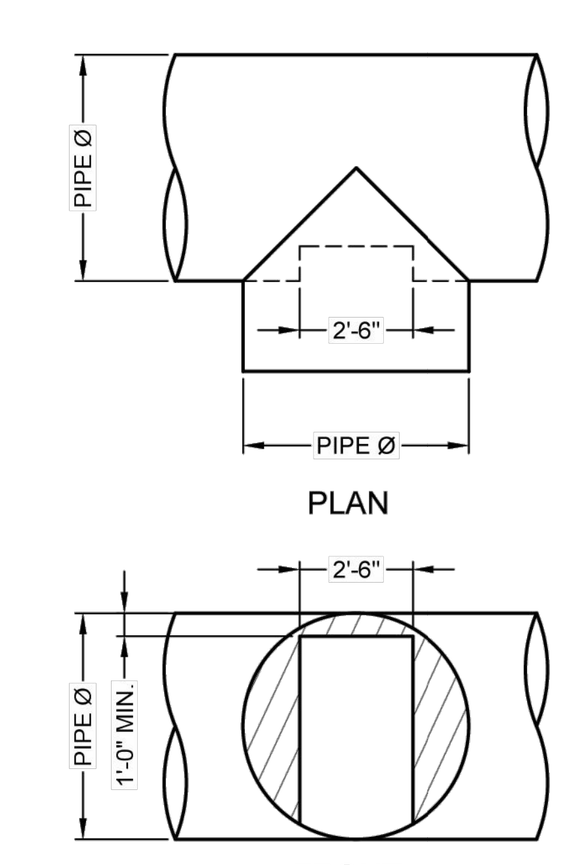

48"Ø to 90"Ø FITTING REINFORCEMENT MAY BE REQUIRED BASED ON HEIGHT OF COVER AND LIVE LOAD CONDITION

TYPICAL MANWAY DETAIL

NOT TO SCALE

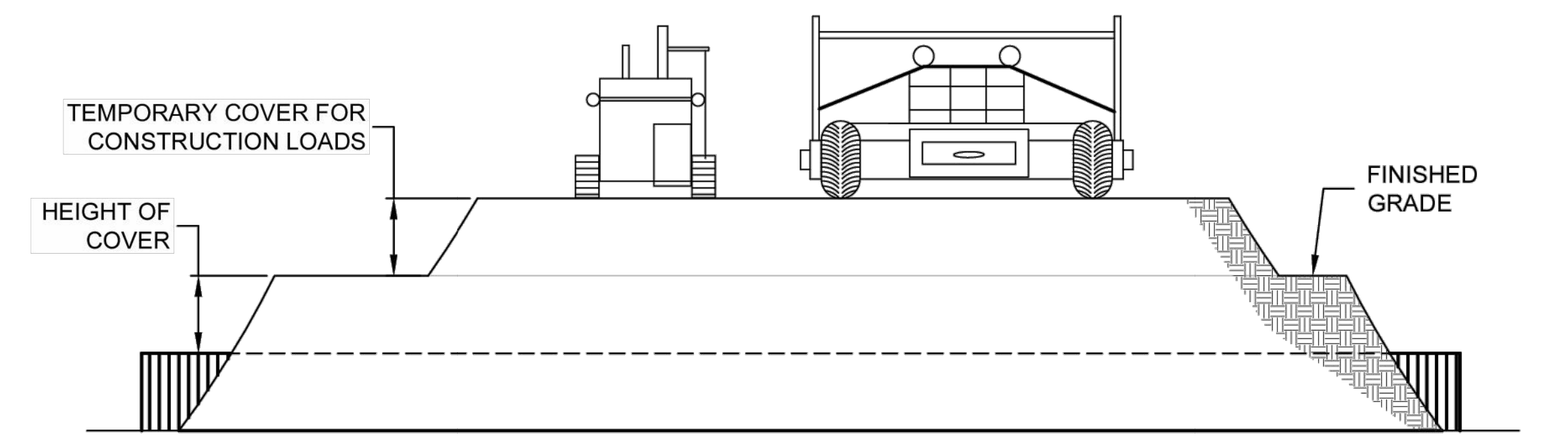

CONSTRUCTION LOADS

FOR TEMPORARY CONSTRUCTION VEHICLE LOADS, AN EXTRA AMOUNT OF COMPACTED COVER MAY BE REQUIRED OVER THE TOP OF THE PIPE. THE HEIGHT-OF-COVER SHALL MEET THE MINIMUM REQUIREMENTS SHOWN IN THE TABLE BELOW. THE USE OF HEAVY CONSTRUCTION EQUIPMENT NECESSITATES GREATER PROTECTION FOR THE PIPE THAN FINISHED GRADE COVER MINIMUMS FOR NORMAL HIGHWAY TRAFFIC.

PIPE SPAN, INCHES	AXLE LOADS (kips)			
	18-50	50-75	75-110	110-150
	MINIMUM COVER (FT)			
12-42	2.0	2.5	3.0	3.0
48-72	3.0	3.0	3.5	4.0
78-120	3.0	3.5	4.0	4.0
126-144	3.5	4.0	4.5	4.5

*MINIMUM COVER MAY VARY, DEPENDING ON LOCAL CONDITIONS. THE CONTRACTOR MUST PROVIDE THE ADDITIONAL COVER REQUIRED TO AVOID DAMAGE TO THE PIPE. MINIMUM COVER IS MEASURED FROM THE TOP OF THE PIPE TO THE TOP OF THE MAINTAINED CONSTRUCTION ROADWAY SURFACE.

CONSTRUCTION LOADING DIAGRAM

NOT TO SCALE

SPECIFICATION FOR CORRUGATED STEEL PIPE-ALUMINIZED TYPE 2 STEEL

SCOPE

THIS SPECIFICATION COVERS THE MANUFACTURE AND INSTALLATION OF THE CORRUGATED STEEL PIPE (CSP) DETAILED IN THE PROJECT PLANS.

MATERIAL

THE ALUMINIZED TYPE 2 STEEL COILS SHALL CONFORM TO THE APPLICABLE REQUIREMENTS OF AASHTO M274 OR ASTM A929.

PIPE

THE CSP SHALL BE MANUFACTURED IN ACCORDANCE WITH THE APPLICABLE REQUIREMENTS OF AASHTO M36 OR ASTM A760. THE PIPE SIZES, GAGES AND CORRUGATIONS SHALL BE AS SHOWN ON THE PROJECT PLANS.

ALL FABRICATION OF THE PRODUCT SHALL OCCUR WITHIN THE UNITED STATES.

HANDLING AND ASSEMBLY

SHALL BE IN ACCORDANCE WITH RECOMMENDATIONS OF THE NATIONAL CORRUGATED STEEL PIPE ASSOCIATION (NCSPA)

INSTALLATION

SHALL BE IN ACCORDANCE WITH AASHTO STANDARD SPECIFICATIONS FOR HIGHWAY BRIDGES, SECTION 26, DIVISION II OR ASTM A798 AND IN CONFORMANCE WITH THE PROJECT PLANS AND SPECIFICATIONS. IF THERE ARE ANY INCONSISTENCIES OR CONFLICTS THE CONTRACTOR SHOULD DISCUSS AND RESOLVE WITH THE SITE ENGINEER.

IT IS ALWAYS THE RESPONSIBILITY OF THE CONTRACTOR TO FOLLOW OSHA GUIDELINES FOR SAFE PRACTICES.

ANTI-FLOTATION PROVISIONS DUE TO HIGH GROUNDWATER OR OTHER FLOTATION CONCERNS ARE SITE-SPECIFIC DESIGN CONSIDERATIONS AND SHALL BE SPECIFIED BY ENGINEER OF RECORD.

MATERIAL SPECIFICATION

NOT TO SCALE

The design and information shown on this drawing is provided as a service to the project owner, engineer and contractor by Contech Engineered Solutions LLC ("Contech"). Neither this drawing, nor any part thereof, may be used, reproduced or modified in any manner without the prior written consent of Contech. Failure to comply is done at the user's own risk and Contech expressly disclaims any liability or responsibility for such use.

If discrepancies between the supplied information upon which the drawing is based and actual field conditions are encountered as site work progresses, these discrepancies must be reported to Contech immediately for re-evaluation of the design. Contech accepts no liability for designs based on missing, incomplete or inaccurate information supplied by others.

MARK	DATE	REVISION DESCRIPTION	BY

CONTECH ENGINEERED SOLUTIONS LLC
A QUIKRETE COMPANY
9100 Centre Pointe Dr., Suite 400, West Chester, OH 45069
800-338-1122 513-645-7000 513-645-7993 FAX

CONTECH CMP DETENTION SYSTEMS
CONTECH PROPOSAL DRAWING

84"Ø UNDERGROUND DETENTION SYSTEM - 819886-20
IUI INDIANAPOLIS ATHLETIC CENTER
INDIANAPOLIS, IN
SITE DESIGNATION: UNDERGROUND DETENTION

PROJECT No.: 819886 SEQ. No.: 20 DATE: 12/05/2024
DESIGNED: MDB DRAWN: MDB
CHECKED: MDB APPROVED: MDB
SHEET NO.: P2 OF 5

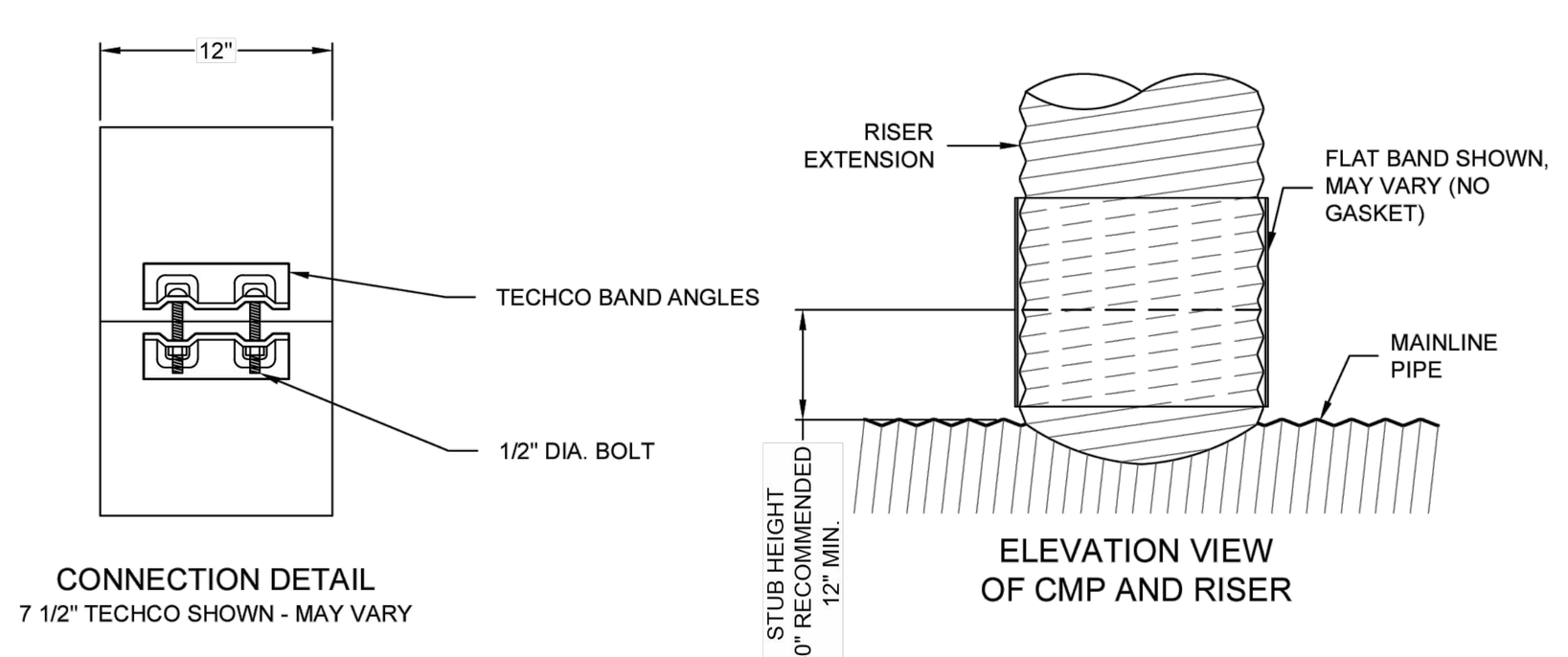

PLAIN END CMP RISER PIPE

GENERAL NOTES:

1. **DELIVERED BAND STYLE AND FASTENER TYPE MAY VARY BY FABRICATION PLANT.**
2. JOINT IS TO BE ASSEMBLED PER AASHTO BRIDGE CONSTRUCTION SPECIFICATION SEC 26.4.2.4.
3. BAND MATERIAL AND GAGE TO BE SAME AS RISER MATERIAL.
4. IF RISER HAS A HEIGHT OF COVER OF 10' OR MORE, USE A SLIP JOINT.
5. BANDS ARE NORMALLY FURNISHED AS FOLLOWS:
   - 12" THRU 48" 1-PIECE
   - 54" 2-PIECES
6. ALL RISER JOINT COMPONENTS WILL BE FIELD ASSEMBLED.
7. MANHOLE RISERS IN APPLICATIONS WHERE TRAFFIC LOADS ARE IMPOSED REQUIRE SPECIAL DESIGN CONSIDERATIONS.
8. DIMENSIONS SUBJECT TO MANUFACTURING TOLERANCES.

12" RISER BAND DETAIL

NOT TO SCALE

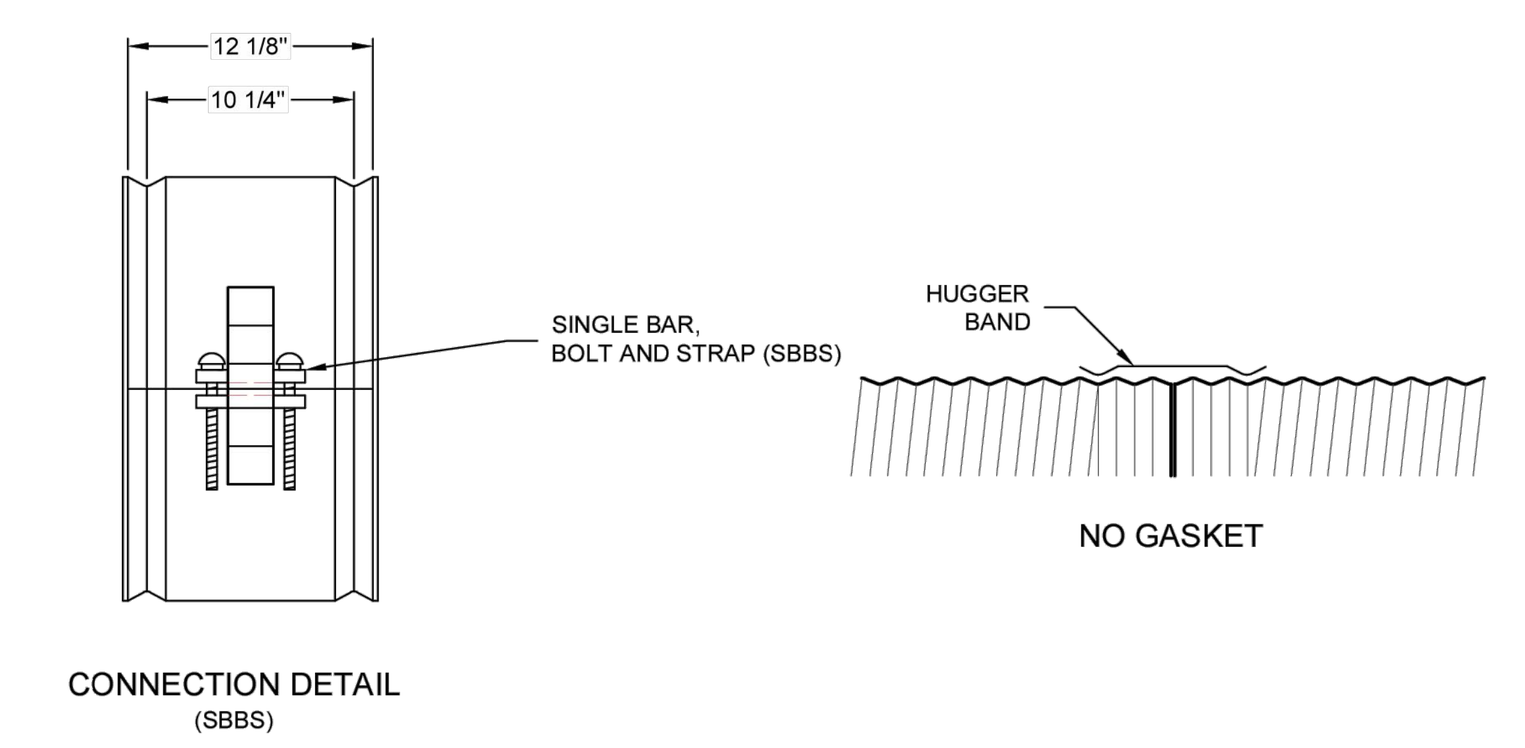

2 2/3"x1/2" RE-ROLLED END HEL-COR PIPE

GENERAL NOTES:

1. JOINT IS TO BE ASSEMBLED PER AASHTO BRIDGE CONSTRUCTION SPECIFICATION SEC 26.4.2.4.
2. BAND MATERIALS AND/OR COATING CAN VARY BY LOCATION. CONTACT YOUR CONTECH REPRESENTATIVE FOR AVAILABILITY.
3. BANDS ARE SHAPED TO MATCH THE PIPE-ARCH WHEN APPLICABLE.
4. BANDS ARE NORMALLY FURNISHED AS FOLLOWS:
   - 12" THRU 48" 1-PIECE
   - 54" THRU 96" 2-PIECES
   - 102" THRU 144" 3-PIECES
5. BAND FASTENERS ARE ATTACHED WITH SPOT WELDS, RIVETS OR HAND WELDS.
6. ALL CMP IS REROLLED TO HAVE ANNULAR END CORRUGATIONS OF 2 2/3"x1/2"
7. DIMENSIONS ARE SUBJECT TO MANUFACTURING TOLERANCES.
8. ORDER SHALL DESIGNATE GASKET OPTION, IF REQUIRED (SEE DETAILS ABOVE).

H-12 HUGGER BAND DETAIL

NOT TO SCALE

The design and information shown on this drawing is provided as a service to the project owner, engineer and contractor by Contech Engineered Solutions LLC ("Contech"). Neither this drawing, nor any part thereof, may be used, reproduced or modified in any manner without the prior written consent of Contech. Failure to comply is done at the user's own risk and Contech expressly disclaims any liability or responsibility for such use.

If discrepancies between the supplied information upon which the drawing is based and actual field conditions are encountered as site work progresses, these discrepancies must be reported to Contech immediately for re-evaluation of the design. Contech accepts no liability for designs based on missing, incomplete or inaccurate information supplied by others.

MARK	DATE	REVISION DESCRIPTION	BY

CONTECH ENGINEERED SOLUTIONS LLC
A QUIKRETE COMPANY
9100 Centre Pointe Dr., Suite 400, West Chester, OH 45069
800-338-1122 513-645-7000 513-645-7993 FAX

CONTECH CMP DETENTION SYSTEMS
CONTECH PROPOSAL DRAWING

84"Ø UNDERGROUND DETENTION SYSTEM - 819886-20
IUI INDIANAPOLIS ATHLETIC CENTER
INDIANAPOLIS, IN
SITE DESIGNATION: UNDERGROUND DETENTION

PROJECT No.: 819886 SEQ. No.: 20 DATE: 12/05/2024
DESIGNED: MDB DRAWN: MDB
CHECKED: MDB APPROVED: MDB
SHEET NO.: P4 OF 5

IN128 - JAMES T. MORRIS ARENA

Ohio St & N Blackford St
Indianapolis, IN 46202

IU Project NO. 20240127

Owner
INDIANA UNIVERSITY BOARD OF TRUSTEES
2901 EAST DISCOVERY PARKWAY
BLOOMINGTON, IN 47408
812-855-1692

Architect
RATIO
101 SOUTH PENNSYLVANIA STREET
INDIANAPOLIS, IN 46204
317-633-4040

Structural Engineer
FINK ROBERTS AND PETRIE, INC.
3535 EAST 96TH STREET
SUITE 126
INDIANAPOLIS, IN 46240
317-872-8400

Mechanical / Electrical Engineer
INTROBA
8250 HAVERSTICK ROAD
SUITE 285
INDIANAPOLIS, IN 46240
+1 800-404-7677

Plumbing Engineer
DLZ
138 N. DELAWARE ST
INDIANAPOLIS, IN 46204
317-633-4120

Acoustics / Technology Engineer
WJHW
7220 W. JEFFERSON AVE
SUITE 216
LAKEWOOD, CO 80235
972-934-3700

Civil Engineer
AMERICAN STRUCTUREPOINT, INC.
9025 RIVER ROAD
SUITE 200
INDIANAPOLIS, IN 46240
317-547-5580

Food Service Consultant
CINILITTLE
3405 NW 9TH AVENUE #1202
FORT LAUDERDALE, FL 33309
954-846-9600

Code Consultant
FORZA
2502 WEST MECHANIC ST, SUITE C
HARRISONVILLE, MO 64701
816-806-3729

245 UNIVERSITY BLVD.

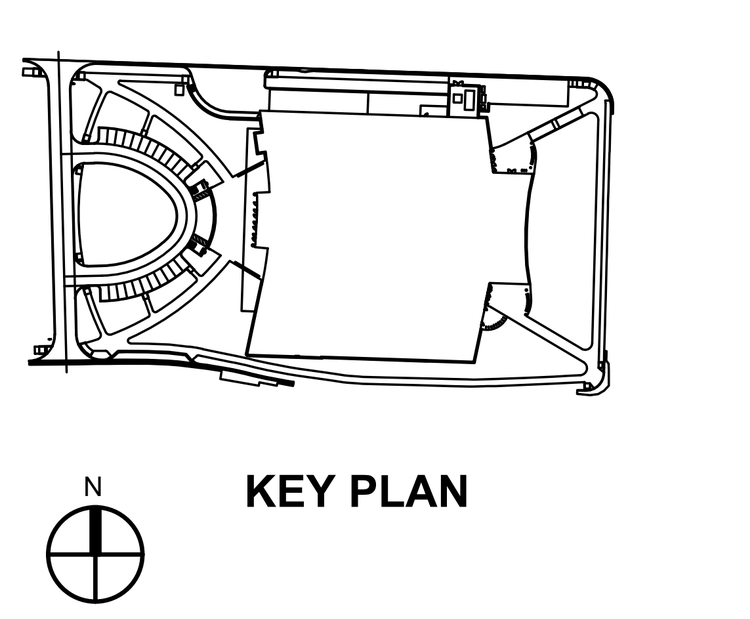

KEY PLAN

SEAL | DATE

APPROVAL PENDING
NOT FOR CONSTRUCTION
IN SUBMITTING BIDS IN RELIANCE ON THESE PLANS THE CONTRACTOR ASSUMES ALL RISKS OF ADDITIONAL COSTS OF REVISIONS DUE TO REQUIREMENTS OF THE OWNER OR GOVERNMENTAL AUTHORITIES AND MATERIAL REVISIONS IN THE COURSE OF COMPLETING THE FINAL DESIGN.

SHEET ISSUE

A	BID PACKAGE 1 - SITE EXCAVATION	10/29/2024
B	CONSTRUCTION DOCUMENTS	01/13/2025
C	ADDENDUM 01	01/27/2025
D	ADDENDUM 02	02/03/2025

RATIO

COPYRIGHT NOTICE: THIS ARCHITECTURAL AND ENGINEERING DRAWING IS GIVEN IN CONFIDENCE AND SHALL BE USED ONLY PURSUANT TO THE AGREEMENT WITH RATIO. NO OTHER USE, DISSEMINATION OR DUPLICATION MAY BE MADE WITHOUT PRIOR WRITTEN CONSENT OF RATIO. ALL COMMON LAW RIGHTS OF COPYRIGHT AND OTHERWISE ARE HEREBY SPECIFICALLY RESERVED.

ASI PROJECT NO. 23112.000

SHEET TITLE

SITE DETAILS

FOR REFERENCE ONLY
NOT FOR CONSTRUCTION

SHEET NUMBER

PLOT DATE: 1/31/2025 3:42 PM EDIT DATE: 1/31/2025 EDITED BY: TSYLVIA DRAWING FILE: P:\2023\00877\D. Drawings\Civil\Construction Documents\2023.00877.CE.C600.SD.dwg
PLOT SCALE: 1:1.008

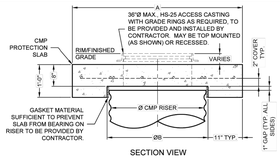

SECTION VIEW

REINFORCING TABLE				
Ø CMP RISER	A	B Ø	REINFORCING	**BEARING PRESSURE (PSF)
24"	4'Ø 4'x4'	26"	#5 @ 10" OCEW #5 @ 10" OCEW	2,540 1,900
30"	4'-6"Ø 4'-6" x 4'-6"	32"	#5 @ 10" OCEW #5 @ 9" OCEW	2,260 1,670
36"	5'Ø 5' x 5'	38"	#5 @ 9" OCEW #5 @ 8" OCEW	2,060 1,500
42"	5'-6"Ø 5'-6" x 5'-6"	44"	#5 @ 8" OCEW #5 @ 8" OCEW	1,490 1,370
48"	6'Ø 6' x 6'	50"	#5 @ 7" OCEW #5 @ 7" OCEW	1,210 1,270

** ASSUMED SOIL BEARING CAPACITY

ACCESS CASTING NOT SUPPLIED BY CONTECH

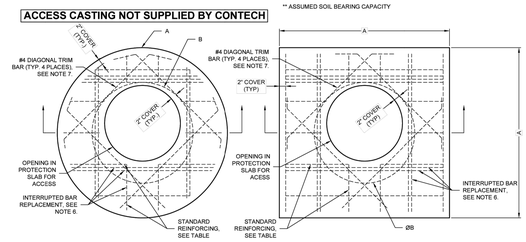

ROUND OPTION PLAN VIEW

SQUARE OPTION PLAN VIEW

NOTES:

1. DESIGN IN ACCORDANCE WITH AASHTO, 17th EDITION AND ACI 350.
2. DESIGN LOAD HS25.
3. EARTH COVER = 1' MAX.
4. CONCRETE STRENGTH = 4,000 psi
5. REINFORCING STEEL = ASTM A615, GRADE 60.
6. PROVIDE ADDITIONAL REINFORCING AROUND OPENINGS EQUAL TO THE BARS INTERRUPTED, HALF EACH SIDE. ADDITIONAL BARS TO BE IN THE SAME PLANE.
7. TRIM OPENING WITH DIAGONAL #4 BARS, EXTEND BARS A MINIMUM OF 12" BEYOND OPENING. BEND BARS AS REQUIRED TO MAINTAIN BAR COVER.
8. PROTECTION SLAB AND ALL MATERIALS TO BE PROVIDED AND INSTALLED BY CONTRACTOR.
9. DETAIL DESIGN BY DELTA ENGINEERS, ARCHITECTS AND LAND SURVEYORS, ENDWELL, NY.

MANHOLE CAP DETAIL

NOT TO SCALE

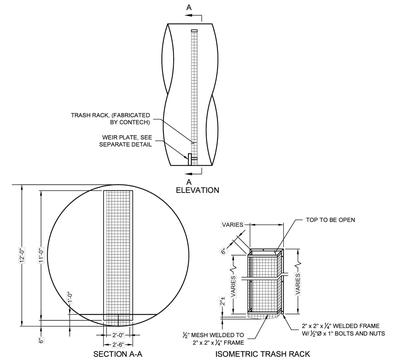

TRASH RACK DETAIL

PART NO.

NOT TO SCALE

CONCRETE TRENCH DRAIN TABLE				
STRUCTURE	RIM	INVERT 'A'	INVERT 'B'	INVERT 'C'
TRENCH DRAIN	699.80	697.35	697.35	697.16

CONCRETE TRENCH DRAIN A DETAIL

NOT TO SCALE

CONCRETE TRENCH DRAIN TABLE				
STRUCTURE	RIM	INVERT 'A'	INVERT 'B'	INVERT 'C'
TRENCH DRAIN	694.20	691.41	691.35	691.61

CONCRETE TRENCH DRAIN B DETAIL

NOT TO SCALE

The design and information shown on this drawing is provided as an instrument of service by CONTECH Engineered Solutions LLC ("Contech"). Neither the transmission nor any use, modification or reproduction of it in any manner without the prior written consent of Contech shall create any liability on the part of Contech. Contech expressly disclaims any liability or responsibility for such.

If discrepancies between the supplied information upon which the drawing is based and actual field conditions are encountered as the work progresses, these discrepancies must be reported to Contech immediately for review. Contech shall not be responsible for any liability for designs based on missing, incomplete or inaccurate information supplied by others.

MARK	DATE	REVISION DESCRIPTION	BY

CONTECH ENGINEERED SOLUTIONS LLC
A QUIKRETE COMPANY
9100 Centre Pointe Dr., Suite 400, West Chester, OH 45069
800-338-1122 513-645-7000 513-645-7993 FAX

CONTECH CMP DETENTION SYSTEMS
CONTECH PROPOSAL DRAWING

84"Ø UNDERGROUND DETENTION SYSTEM - 819886-20
IUI INDIANAPOLIS ATHLETIC CENTER
INDIANAPOLIS, IN
SITE DESIGNATION: UNDERGROUND DETENTION

PROJECT No.	SEQ. No.	DATE
819886	20	12/05/2024
DESIGNED: MDB	DRAWN: MDB	
CHECKED: MDB	APPROVED: MDB	
SHEET: P5 OF 5		

The design and information shown on this drawing is provided as an instrument of service by CONTECH Engineered Solutions LLC ("Contech"). Neither the transmission nor any use, modification or reproduction of it in any manner without the prior written consent of Contech shall create any liability on the part of Contech. Contech expressly disclaims any liability or responsibility for such.

If discrepancies between the supplied information upon which the drawing is based and actual field conditions are encountered as the work progresses, these discrepancies must be reported to Contech immediately for review. Contech shall not be responsible for any liability for designs based on missing, incomplete or inaccurate information supplied by others.

CONTECH ENGINEERED SOLUTIONS LLC
www.ContechES.com
9025 Centre Pointe Dr., Suite 400, West Chester, OH 45069
800-338-1122 513-645-7000 513-645-7993 FAX

CONTECH CMP DETENTION SYSTEMS

DESIGNED: DRAWN:
CHECKED: APPROVED:

IN128 - JAMES T. MORRIS ARENA

Ohio St & N Blackford St
Indianapolis, IN 46202

IU Project NO. 20240127

Owner
INDIANA UNIVERSITY BOARD OF TRUSTEES
2901 EAST DISCOVERY PARKWAY
BLOOMINGTON, IN 47408
812-855-1692

Architect
RATIO
101 SOUTH PENNSYLVANIA STREET
INDIANAPOLIS, IN 46204
317-633-4040

Structural Engineer
FINK ROBERTS AND PETRIE, INC.
3535 EAST 96TH STREET
SUITE 126
INDIANAPOLIS, IN 46240
317-872-8400

Mechanical / Electrical Engineer
INTROBA
8250 HAVERSTICK ROAD
SUITE 285
INDIANAPOLIS, IN 46240
+1 800-404-7677

Plumbing Engineer
DLZ
138 N. DELAWARE ST
INDIANAPOLIS, IN 46204
317-633-4120

Acoustics / Technology Engineer
WJHW
7220 W. JEFFERSON AVE
SUITE 216
LAKEWOOD, CO 80235
972-934-3700

Civil Engineer
AMERICAN STRUCTUREPOINT, INC.
9025 RIVER ROAD
SUITE 200
INDIANAPOLIS, IN 46240
317-547-5580

Food Service Consultant
CINILITTLE
3405 NW 9TH AVENUE #1202
FORT LAUDERDALE, FL 33309
954-846-9600

Code Consultant
FORZA
2502 WEST MECHANIC ST, SUITE C
HARRISONVILLE, MO 64701
816-806-3729

245 UNIVERSITY BLVD.

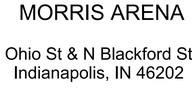

N
KEY PLAN

SEAL | DATE

APPROVAL PENDING
NOT FOR CONSTRUCTION
IN SUBMITTING BIDS IN RELIANCE ON THESE PLANS THE CONTRACTOR ASSUMES ALL RISKS OF ADDITIONAL COSTS OF REVISIONS DUE TO REQUIREMENTS OF THE OWNER OR GOVERNMENTAL AUTHORITIES AND MATERIAL REVISIONS IN THE COURSE OF COMPLETING THE FINAL DESIGN.

SHEET ISSUE

A	BID PACKAGE 1 - SITE EXCAVATION	10/29/2024
B	CONSTRUCTION DOCUMENTS	01/13/2025
C	ADDENDUM 01	01/27/2025
D	ADDENDUM 02	02/03/2025

RATIO

COPYRIGHT NOTICE: THIS ARCHITECTURAL AND ENGINEERING DRAWING IS GIVEN IN CONFIDENCE AND SHALL BE USED ONLY PURSUANT TO THE AGREEMENT WITH RATIO. NO OTHER USE, DISSEMINATION OR DUPLICATION MAY BE MADE WITHOUT PRIOR WRITTEN CONSENT OF RATIO. COMMON LAW RIGHTS OF COPYRIGHT AND OTHERWISE ARE HEREBY SPECIFICALLY RESERVED.

ASI PROJECT NO. 23112.000

SHEET TITLE

SITE DETAILS

SHEET NUMBER

C604

FOR REFERENCE ONLY
NOT FOR CONSTRUCTION

PLOT DATE: 1/31/2025 3:42 PM
PLOT SCALE: 1:1.000
EDIT DATE: 1/31/2025
EDITED BY: TSYLVIA
DRAWING FILE: P:\2023\20877\D. Drawings\Civil\Construction Documents\2023.20877.CE.C600.SD.dwg

STORMWATER PUMPING STATION #1 – BASIS OF DESIGN DETAILS & INFORMATION

Technical Information
AMS336-200/2,8T/C

Operating data
Flow 100 US g.p.m.
Head 25 ft
Shaft power P2 1.66 hp
Pump efficiency 39.1 %
Required pump NPSH
Pump type Single pump
No. of pumps 1
Fluid Wastewater

Pump
Pump Code AMS336-200/2,8T/C
Impeller Single channel impeller
Impeller size 7 7/8"
Solid size 3 inch
Discharge port 3" ANSI
Suction port DN100

Motor
Rated voltage 230/ 460 V
Frequency 60 Hz
Rated power P2 2.8 hp
Rated speed 1160 rpm
Number of poles 6
Efficiency 82 %
Rated current 8.2 / 4,1 A
Degree of protection IP 68

Materials
Motor housing Cast Iron ASTM A48;Cl.40B
Pump housing Cast Iron ASTM A48;Cl.40B
Impeller Cast Iron ASTM A48;Cl.40B
Wear ring Bronze ASTM B505; C93200
Motor shaft AISI 430 F Stainless Steel

Bolts AISI 304 Stainless Steel
Elastomers Nitrile Rubber

Mechanical seal on motor side SiC / SiC
Mechanical seal on medium side SiC / SiC
Lower Bearing Double row angular ball bearing
Upper Bearing Deep Groove Ball Bearing

Testnorm: **HI Standard Sect. 11.6.5.4**

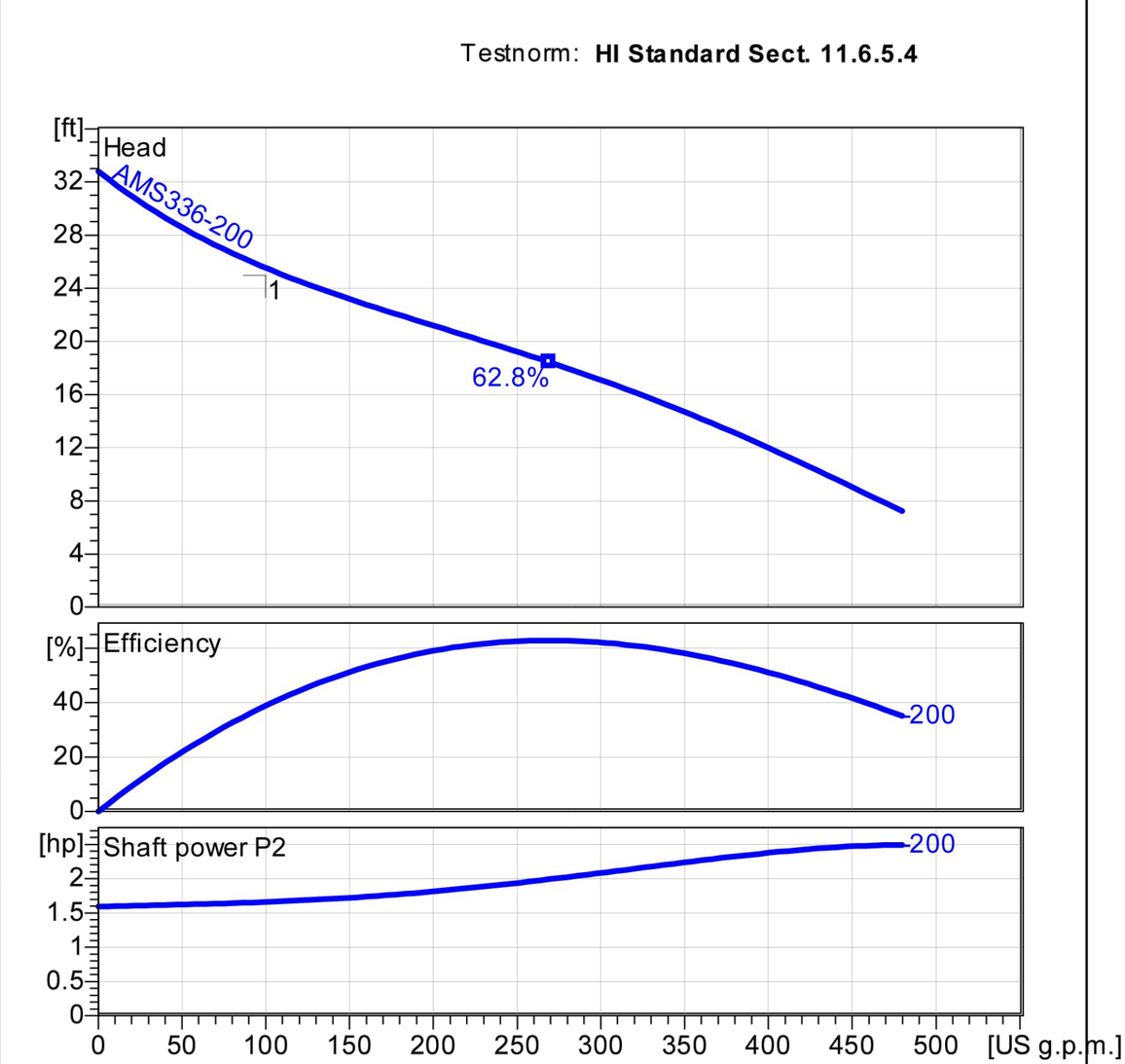

Wet well installation with coupling kit (T, 200...230)
Dimensions in mm [inch], letters see table

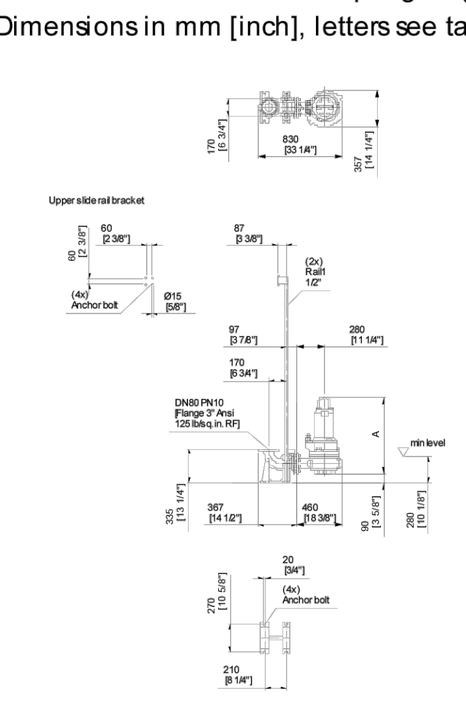

Table Dimensions **(inch)**

A	27 7/16

2.0.1 - 22.11.2023 (Build 147)

Project	Project no.:	Created by:	Page: 1	Date: 2025-01-16

Performance Curve
AMS336-200/2,8T/C

Impeller				
Impeller type: Single channel impeller	Solid size Ø: 3 inch	Max. Ø: 9 1/16"	Min. Ø: 7 1/2"	Sel. Ø: 7 7/8"

Operating data				
Speed: **1160 rpm**	Frequency: **60 Hz**	Duty point: **Q =100 US g.p.m. H =25 ft**	Shaft power P2: **1.66 hp**	Discharge port: **3" ANSI**

Power data referred to:
Water, clean [100%] ; 68°F; 62.322lb/ft³; 1.0818E-5ft²/s

Testnorm: **HI Standard Sect. 11.6.5.4**

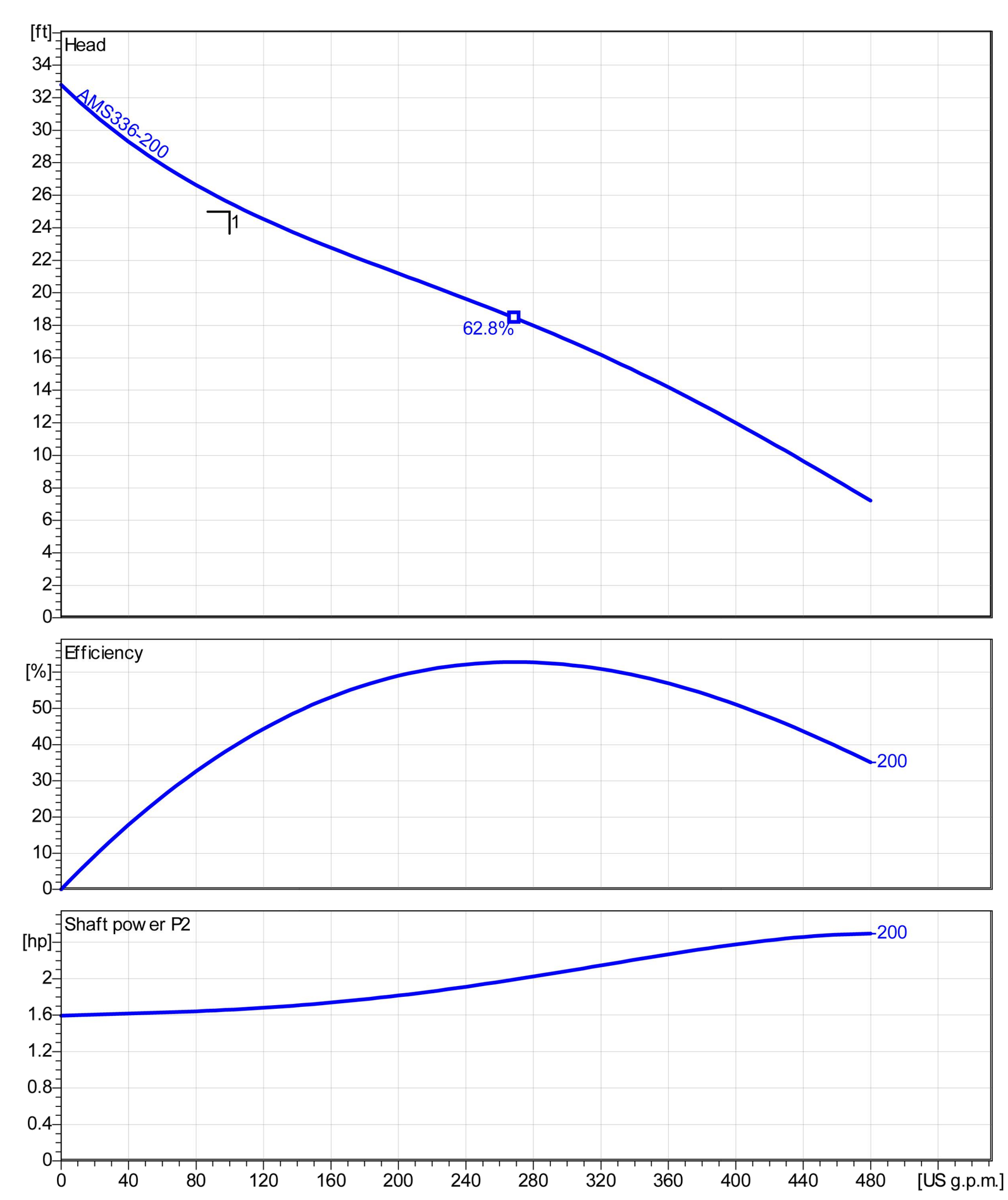

2.0.1 - 22.11.2023 (Build 147)

Project	Project no.:	Created by:	Page: 2	Date: 2025-01-16

Dimensions
AMS336-200/2,8T/C

Wet well installation with coupling kit (T, 200...230)
Dimensions in mm [inch], letters see table

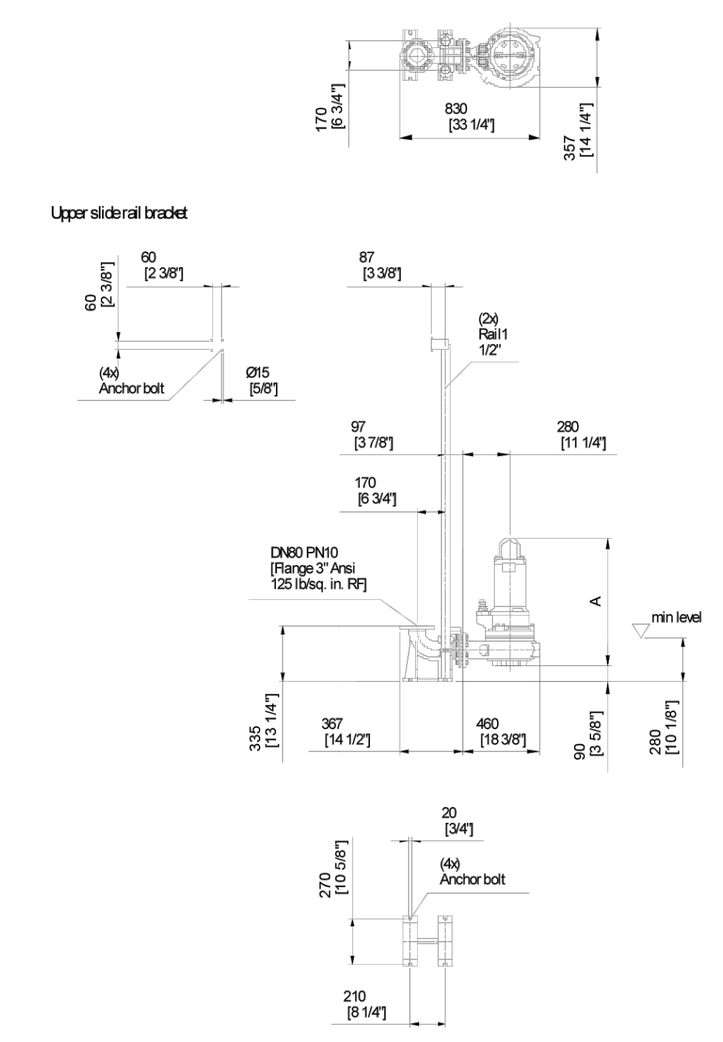

Table Dimensions **(inch)**

A	27 7/16

min level = Minimum fluid level for intermittent operation (S3)

2.0.1 - 22.11.2023 (Build 147)

Project	Project no.:	Created by:	Page: 3	Date: 2025-01-16

Technical Data
AMS336-200/2,8T/C

Operating data			
Flow	**100 US g.p.m.**	**Head**	**25 ft** ft
Shaft power P2	**1.7** hp	**Static head**	**0** ft
Pump efficiency	**39.1** %	**Required pump NPSH**	ft
Pump type	Single pump	No. of pumps	1
Fluid	Wastewater	Temperature	68 °F
Density	62.31 lb/ft³	Kin. viscosity	1.077E-5 ft²/s

Pump				
Pump Code	AMS336-200/2,8T/C	Speed		1160 rpm
Suction port	DN100	Head	Max.	32.8 ft
Discharge port	3" ANSI		Min.	7.2 ft
Impeller type	Single channel impeller	Flow	Max.	479.9 US g.p.m.
Solid size	3 inch	Pump efficiency max.		62.8 %
Impeller Ø	7.87 inch	Required rated power max. P2		2.5 hp

Motor				
Motor design	Submersible motor	Insulation class		H
Motor name	AM173.3,4T/6/3	Degree of protection		IP 68
Frequency	60 Hz	Temperature class		T3C
Rated power P2	2.8 hp	NEMA code		E
		Explosion protection		
Rated speed	1160 rpm	Efficiency at % rated power	100%	82.0 %
Rated voltage	230 / 460 V 3~		75%	83.0 %
Rated current	8.2 / 4,1 A		50%	82.0 %
Starting current, direct starting	32.0 / 16 A	cos phi at % rated power	100%	0.78
Starting current, star-delta	1(A		75%	0.72
Starting mode	Directly		50%	0.59
Power cable	10G1,5 / 14AWG-4+14AWG-4	Control cable		
Type of power cable	H07RN8-F PLUS / RHW-2	Type of control cable		
Cable length	32.8 ft	Service factor		1.15
Shaft seal	Mechanical seal on motor side	SiC / SiC		
	Mechanical seal on medium side	SiC / SiC		
Bearing	Lower Bearing	Double row angular ball bearing		
	Upper Bearing	Deep Groove Ball Bearing		
Remarks				

Materials / Weight			
Motor housing	Cast Iron ASTM A48;Cl.40B	Bolts	AISI 304 Stainless Steel
Pump housing	Cast Iron ASTM A48;Cl.40B	Elastomers	Nitrile Rubber
Impeller	Cast Iron ASTM A48;Cl.40B		
Wear ring	Bronze ASTM B505; C93200		
Motor shaft	AISI 430 F Stainless Steel		
Weight aggregate	255.73 lb		

2.0.1 - 22.11.2023 (Build 147)

Project	Project no.:	Created by:	Page: 4	Date: 2025-01-16

STORMWATER PUMPING STATION #2 – BASIS OF DESIGN DETAILS & INFORMATION

Technical Information
AMS646-340/15,3P/C

Operating data
Flow 800 US g.p.m.
Head 39 ft
Shaft power P2 13.8 hp
Pump efficiency 69.7 %
Required pump NPSH 4.3 ft
Pump type Single pump
No. of pumps 1
Fluid Wastewater

Pump
Pump Code AMS646-340/15,3P/C
Impeller Single channel impeller
Impeller size 13 7/16"
Solid size 4 inch
Discharge port 6" ANSI
Suction port DN150

Motor
Rated voltage 230/ 460 V
Frequency 60 Hz
Rated power P2 15.3 hp
Rated speed 1160 rpm
Number of poles 6
Efficiency 85 %
Rated current 46/ 23,0 A
Degree of protection IP 68

Materials
Motor housing Cast Iron ASTM A48;Cl.40B
Pump housing Cast Iron ASTM A48;Cl.40B
Impeller Cast Iron ASTM A48;Cl.40B
Wear ring Bronze ASTM B505; C93200
Motor shaft AISI 430 F Stainless Steel

Bolts AISI 304 Stainless Steel
Elastomers Nitrile Rubber

Mechanical seal on motor side SiC / SiC
Mechanical seal on medium side SiC / SiC
Lower Bearing Two angular ball bearings
Upper Bearing Deep Groove Ball Bearing

Testnorm: **P2>10kW, HI Standard Grade 2B**
P2<10kW, HI Standard Sect. 11.6.5.4

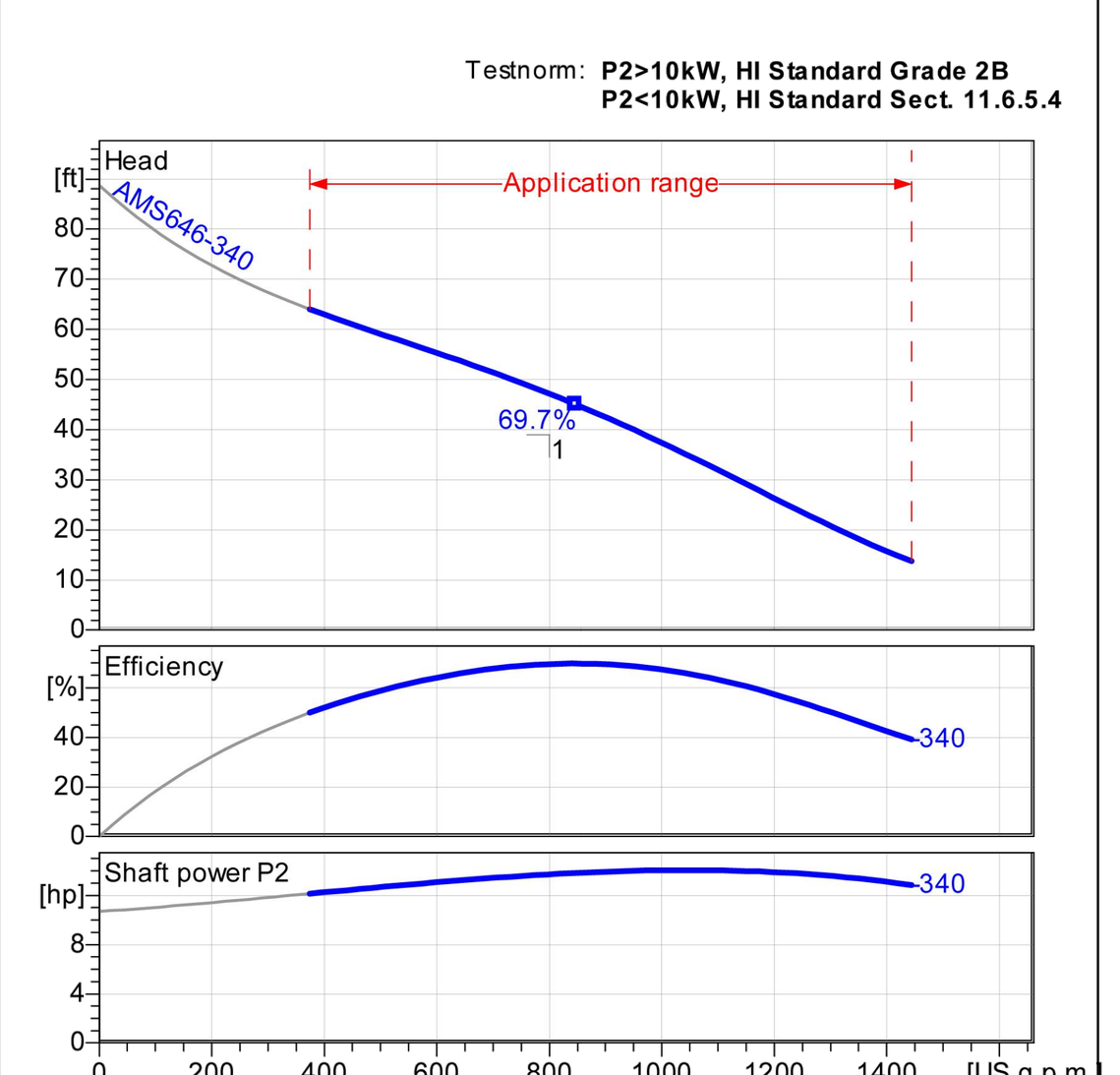

Wet well installation with coupling kit (P, 330...370)
Dimensions in mm [inch], letters see table

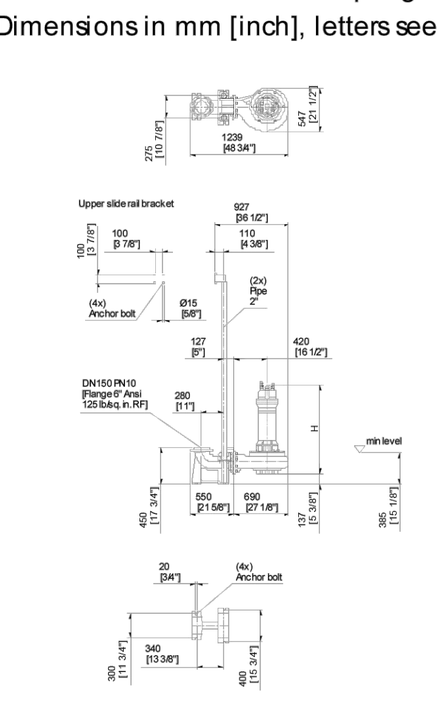

Table Dimensions **(inch)**

H	40

2.0.1 - 22.11.2023 (Build 147)

Project	Project no.:	Created by:	Page: 1	Date: 1/17/2025

Performance Curve
AMS646-340/15,3P/C

Impeller				
Impeller type: Single channel impeller	Solid size Ø: 4 inch	Max. Ø: 14 5/8"	Min. Ø: 13 3/16"	Sel. Ø: 13 7/16"

Operating data				
Speed: **1160 rpm**	Frequency: **60 Hz**	Duty point: **Q =800 US g.p.m. H =39 ft**	Shaft power P2: **13.8 hp**	Discharge port:

Power data referred to:
Water [100%] ; 68°F; 62.322lb/ft³; 1.0818E-5ft²/s

Testnorm: **P2>10kW, HI Standard Grade 2B**
P2<10kW, HI Standard Sect. 11.6.5.4

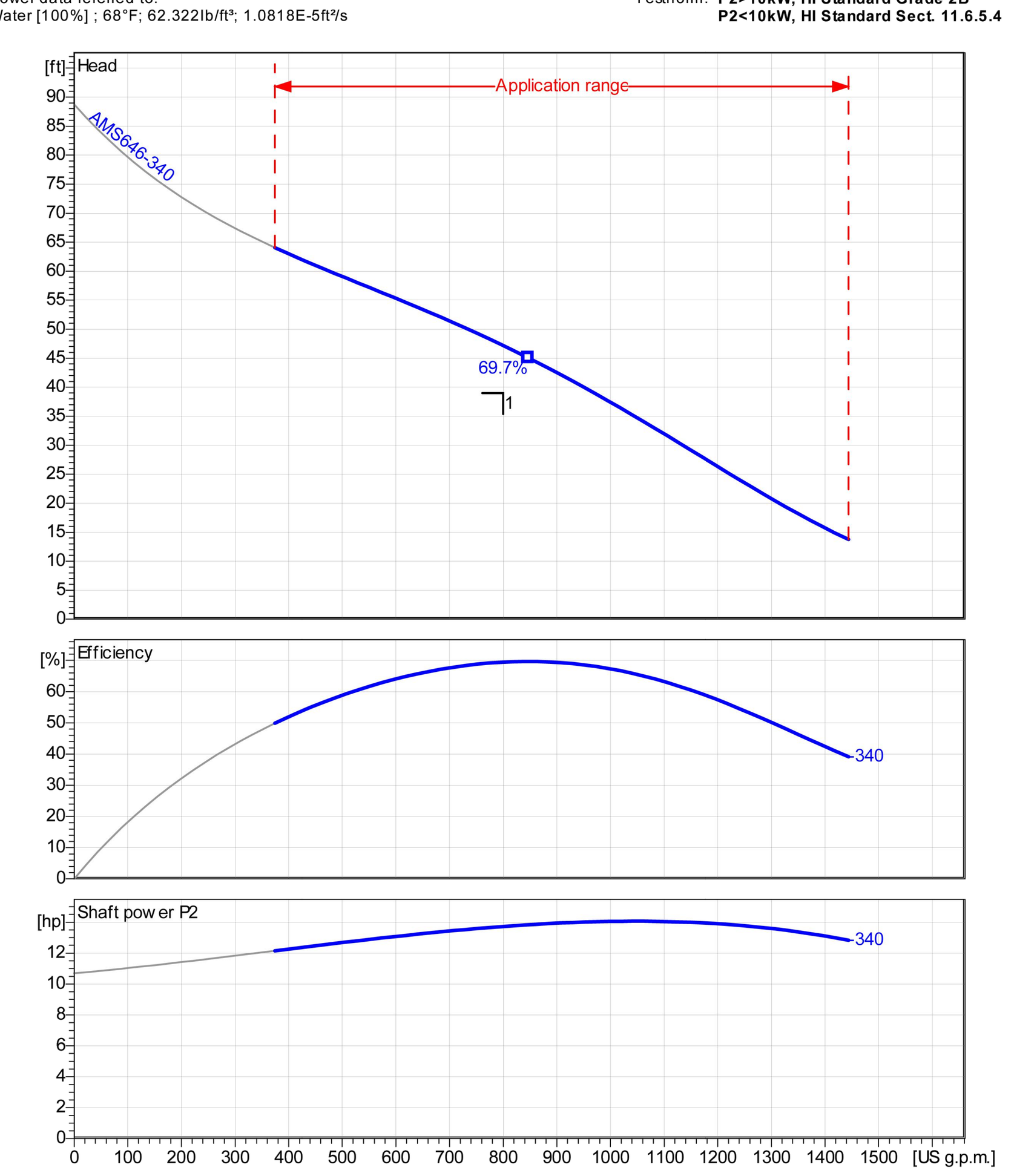

2.0.1 - 22.11.2023 (Build 147)

Project	Project no.:	Created by:	Page: 2	Date: 1/17/2025

Dimensions
AMS646-340/15,3P/C

Wet well installation with coupling kit (P, 330...370)
Dimensions in mm [inch], letters see table

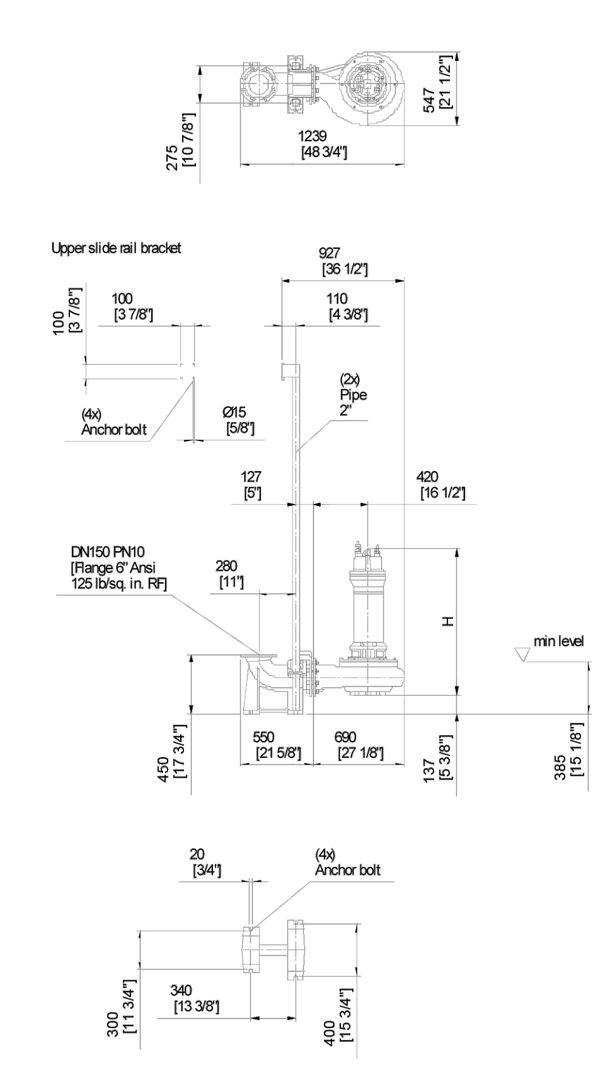

Table Dimensions **(inch)**

H	40

min level = Minimum fluid level for intermittent operation (S3)

2.0.1 - 22.11.2023 (Build 147)

Project	Project no.:	Created by:	Page: 3	Date: 1/17/2025

Technical Data
AMS646-340/15,3P/C

Operating data			
Flow	**800 US g.p.m.**	**Head**	**39 ft** ft
Shaft power P2	**13.8** hp	**Static head**	**0** ft
Pump efficiency	**69.7** %	**Required pump NPSH**	**4.3** ft
Pump type	Single pump	No. of pumps	1
Fluid	Wastewater	Temperature	68 °F
Density	62.31 lb/ft³	Kin. viscosity	1.077E-5 ft²/s

Pump				
Pump Code	AMS646-340/15,3P/C	Speed		1160 rpm
Suction port	DN150	Head	Max.	64.1 ft
Discharge port	6" ANSI		Min.	13.8 ft
Impeller type	Single channel impeller	Flow	Max.	1444.1 US g.p.m.
Solid size	4 inch	Pump efficiency max.		69.7 %
Impeller Ø	13.5 inch	Required rated power max. P2		14.1 hp

Motor				
Motor design	Submersible motor	Insulation class		H
Motor name	AM204.18P/6/3	Degree of protection		IP 68
Frequency	60 Hz	Temperature class		T3C
Rated power P2	15.3 hp	NEMA code		D
		Explosion protection		
Rated speed	1160 rpm	Efficiency at % rated power	100%	85.0 %
Rated voltage	230 / 460 V 3~		75%	87.0 %
Rated current	46.0 / 23,0 A		50%	86.0 %
Starting current, direct starting	166.1 / 83,0 A	cos phi at % rated power	100%	0.78
Starting current, star-delta	5! A		75%	0.69
Starting mode	Directly		50%	0.59
Power cable	4G6 / 8AWG-4+14AWG-4	Control cable		5G1,5 / -
Type of power cable	H07RN8-F PLUS / RHW-2	Type of control cable		H07RN-F / -
Cable length	32.8 ft	Service factor		1.15
Shaft seal	Mechanical seal on motor side	SiC / SiC		
	Mechanical seal on medium side	SiC / SiC		
Bearing	Lower Bearing	Two angular ball bearings		
	Upper Bearing	Deep Groove Ball Bearing		
Remarks				

Materials / Weight			
Motor housing	Cast Iron ASTM A48;Cl.40B	Bolts	AISI 304 Stainless Steel
Pump housing	Cast Iron ASTM A48;Cl.40B	Elastomers	Nitrile Rubber
Impeller	Cast Iron ASTM A48;Cl.40B		
Wear ring	Bronze ASTM B505; C93200		
Motor shaft	AISI 430 F Stainless Steel		
Weight aggregate	665.78 lb		

2.0.1 - 22.11.2023 (Build 147)

Project	Project no.:	Created by:	Page: 4	Date: 1/17/2025

REFER TO PROJECT SPECIFICATIONS FOR ADDITIONAL INFORMATION AND REQUIREMENTS

FOR REFERENCE ONLY
NOT FOR CONSTRUCTION

IN128 - JAMES T. MORRIS ARENA

Ohio St & N Blackford St
Indianapolis, IN 46202

IU Project NO. 20240127

Owner
INDIANA UNIVERSITY BOARD OF TRUSTEES
2901 EAST DISCOVERY PARKWAY
BLOOMINGTON, IN 47408
812-855-1692

Architect
RATIO
101 SOUTH PENNSYLVANIA STREET
INDIANAPOLIS, IN 46204
317-633-4040

Structural Engineer
FINK ROBERTS AND PETRIE, INC.
3535 EAST 96TH STREET
SUITE 126
INDIANAPOLIS, IN 46240
317-872-8400

Mechanical / Electrical Engineer
INTROBA
8250 HAVERSTICK ROAD
SUITE 285
INDIANAPOLIS, IN 46240
+1 800-404-7677

Plumbing Engineer
DLZ
138 N. DELAWARE ST
INDIANAPOLIS, IN 46204
317-633-4120

Acoustics / Technology Engineer
WJHW
7220 W. JEFFERSON AVE
SUITE 216
LAKEWOOD, CO 80235
972-934-3700

Civil Engineer
AMERICAN STRUCTUREPOINT, INC.
9025 RIVER ROAD
SUITE 200
INDIANAPOLIS, IN 46240
317-547-5580

Food Service Consultant
CINILITTLE
3405 NW 9TH AVENUE #1202
FORT LAUDERDALE, FL 33309
954-846-9600

Code Consultant
FORZA
2502 WEST MECHANIC ST, SUITE C
HARRISONVILLE, MO 64701
816-806-3729

245 UNIVERSITY BLVD.

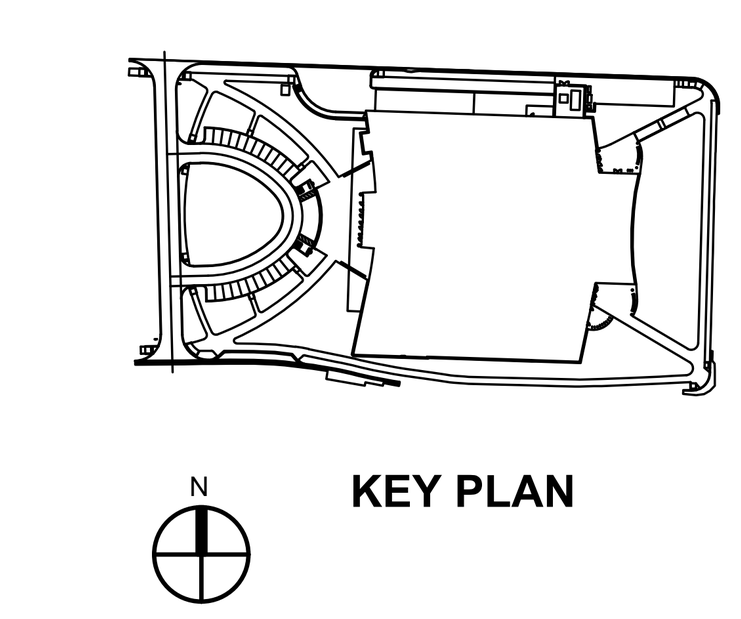

KEY PLAN

SEAL | DATE

APPROVAL PENDING
NOT FOR CONSTRUCTION
IN SUBMITTING BIDS IN RELIANCE ON THESE PLANS THE CONTRACTOR ASSUMES ALL RISKS OF ADDITIONAL COSTS OF REVISIONS DUE TO REQUIREMENTS OF THE OWNER OR GOVERNMENTAL AUTHORITIES AND MATERIAL REVISIONS IN THE COURSE OF COMPLETING THE FINAL DESIGN.

SHEET ISSUE

A	BID PACKAGE 1 - SITE EXCAVATION	10/29/2024
B	CONSTRUCTION DOCUMENTS	01/13/2025
C	ADDENDUM 01	01/27/2025
D	ADDENDUM 02	02/03/2025

RATIO

COPYRIGHT NOTICE: THIS ARCHITECTURAL AND ENGINEERING DRAWING IS GIVEN IN CONFIDENCE AND SHALL BE USED ONLY PURSUANT TO THE AGREEMENT WITH RATIO. NO OTHER USE, DISSEMINATION OR DUPLICATION MAY BE MADE WITHOUT PRIOR WRITTEN CONSENT OF RATIO. ALL COMMON LAW RIGHTS OF COPYRIGHT AND OTHERWISE ARE HEREBY SPECIFICALLY RESERVED.

ASI PROJECT NO. 23112.000

SHEET TITLE

SITE DETAILS

SHEET NUMBER

C605

PLOT DATE: 1/31/2025 3:42 PM
PLOT SCALE: 1:1.008
EDIT DATE: 1/31/2025
EDITED BY: TSYLVIA
DRAWING FILE: P:\2023\00877\D. Drawings\Civil\Construction Documents\2023.00877.CE.C600.SD.dwg

STORMWATER PUMPING STATION #1 – BASIS OF DESIGN DETAILS & INFORMATION

HOMA PUMP TECHNOLOGY

Technical Pages

STORMWATER PUMP STATION #1
3" A Series Sample Station Layout

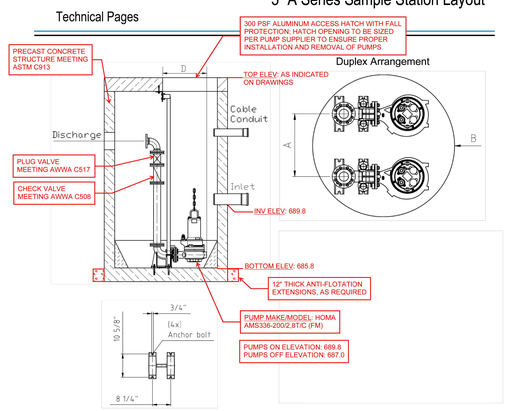

Model	Dimensional Minimums (Inches) Centerline Separation (A)	Duplex Basin Diameter (B)	Simplex Basin Diameter (C)	UGRB to Volute Length (D)	Volute Diameter
AMS334/6 140-190	22	48	36	21 3/8	12
AMS334/6 200-230	22	48	42	25 3/8	14 1/8
AV(X)32/4/6 130-195	22	48	36	21 5/8	11 1/2
AV(X)32/4/6 200-230	22	48	36	23 1/4	12 1/2
OC3X2/4 150-200	22	48	36	23 3/8	12 5/8

88HE2040B Published: Oct-24 Page 1 of 1

STORMWATER PUMPING STATION #2 – BASIS OF DESIGN DETAILS & INFORMATION

HOMA PUMP TECHNOLOGY

Technical Pages

STORMWATER PUMP STATION #2
6" A Series Sample Station Layout

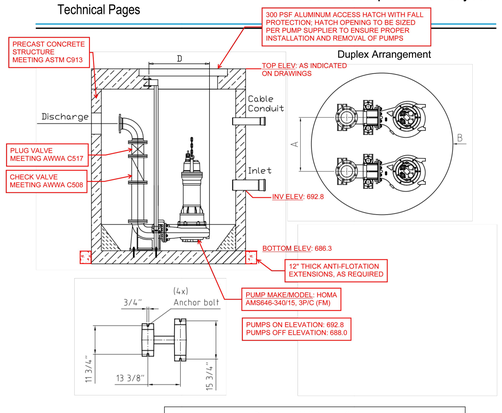

Model	Dimensional Minimums (Inches) Centerline Separation (A)	Duplex Basin Diameter (B)	Simplex Basin Diameter (C)	UGRB to Volute Length (D)	Volute Diameter
AMS644/6 250-300	32	72	60	33 3/8	18 3/8
AMS644/6 330-370	32	72	60	36 1/2	21 1/2
AK634 260-290	32	72	60	33 1/4	18 3/8
AK634 310-355	36	96	60	39	23 5/8
AK636 320-362	36	96	60	39	23 5/8

88HE2055A Published: Dec-22 Page 1 of 1

REFER TO PROJECT SPECIFICATIONS FOR ADDITIONAL INFORMATION AND REQUIREMENTS

FOR REFERENCE ONLY NOT FOR CONSTRUCTION

IN128 - JAMES T. MORRIS ARENA

Ohio St & N Blackford St
Indianapolis, IN 46202

IU Project NO. 20240127

Owner
INDIANA UNIVERSITY BOARD OF TRUSTEES
2901 EAST DISCOVERY PARKWAY
BLOOMINGTON, IN 47408
812-855-1692

Architect
RATIO
101 SOUTH PENNSYLVANIA STREET
INDIANAPOLIS, IN 46204
317-633-4040

Structural Engineer
FINK ROBERTS AND PETRIE, INC.
3535 EAST 96TH STREET
SUITE 126
INDIANAPOLIS, IN 46240
317-872-8400

Mechanical / Electrical Engineer
INTROBA
8250 HAVERSTICK ROAD
SUITE 285
INDIANAPOLIS, IN 46240
+1 800-404-7677

Plumbing Engineer
DLZ
138 N. DELAWARE ST
INDIANAPOLIS, IN 46204
317-633-4120

Acoustics / Technology Engineer
WJHW
7220 W. JEFFERSON AVE
SUITE 216
LAKEWOOD, CO 80235
972-934-3700

Civil Engineer
AMERICAN STRUCTUREPOINT, INC.
9025 RIVER ROAD
SUITE 200
INDIANAPOLIS, IN 46240
317-547-5580

Food Service Consultant
CINILITTLE
3405 NW 9TH AVENUE #1202
FORT LAUDERDALE, FL 33309
954-846-9600

Code Consultant
FORZA
2502 WEST MECHANIC ST, SUITE C
HARRISONVILLE, MO 64701
816-806-3729

245 UNIVERSITY BLVD.

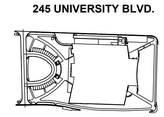

N

KEY PLAN

SEAL | DATE

APPROVAL PENDING
NOT FOR CONSTRUCTION
IN SUBMITTING BIDS IN RELIANCE ON THESE PLANS THE CONTRACTOR ASSUMES ALL RISKS OF ADDITIONAL COSTS OF REVISIONS DUE TO REQUIREMENTS OF THE OWNER OR GOVERNMENTAL AUTHORITIES AND MATERIAL REVISIONS IN THE COURSE OF COMPLETING THE FINAL DESIGN.

SHEET ISSUE

A	BID PACKAGE 1 - SITE EXCAVATION	10/29/2024
B	CONSTRUCTION DOCUMENTS	01/13/2025
C	ADDENDUM 01	01/27/2025
D	ADDENDUM 02	02/03/2025

RATIO

COPYRIGHT NOTICE: THIS ARCHITECTURAL AND ENGINEERING DRAWING IS GIVEN IN CONFIDENCE AND SHALL BE USED ONLY FOR PURPOSES CONSISTENT WITH RATIO. NO OTHER USE, DISSEMINATION, OR DUPLICATION MAY BE MADE WITHOUT PRIOR WRITTEN CONSENT OF RATIO. ALL COMMON LAW RIGHTS OF COPYRIGHT AND OTHERWISE ARE HEREBY SPECIFICALLY RESERVED.

ASI PROJECT NO. 23112.000

SHEET TITLE

SITE DETAILS

SHEET NUMBER

C606

PLOT DATE: 1/31/2025 3:42 PM
PLOT SCALE: 1:1.008
EDIT DATE: 1/31/2025
EDITED BY: TSYLJA
DRAWING FILE: P:\2023\08779\D Drawings\Civil\Construction Documents\2023.08877.CE.C600.SD.dwg

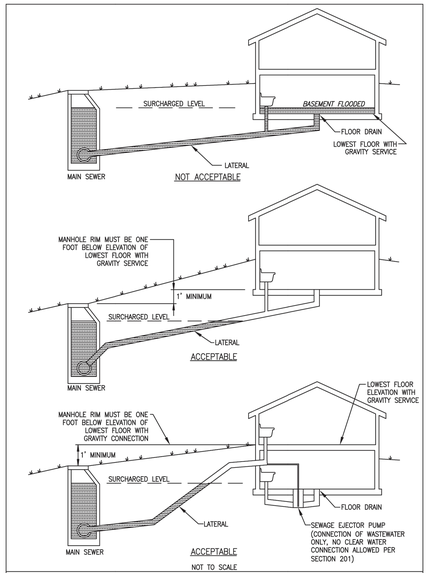

NOT TO SCALE

CITIZENS ENERGY GROUP

MINIMUM ELEVATIONS FOR GRAVITY CONNECTION

FIGURE 200.01

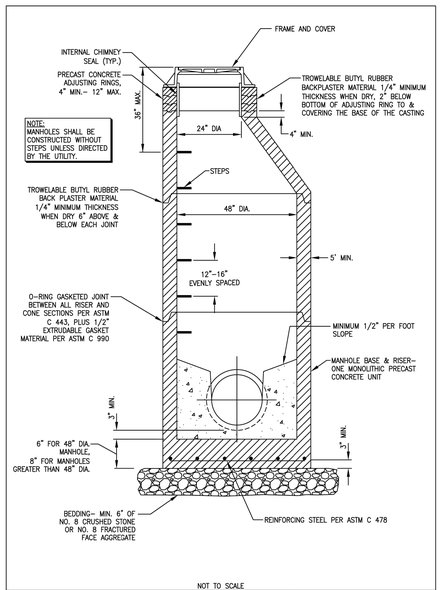

NOT TO SCALE

CITIZENS ENERGY GROUP

STANDARD MANHOLE FOR PIPE SIZES 8"–24" (STRAIGHT THROUGH)

FIGURE 300.01

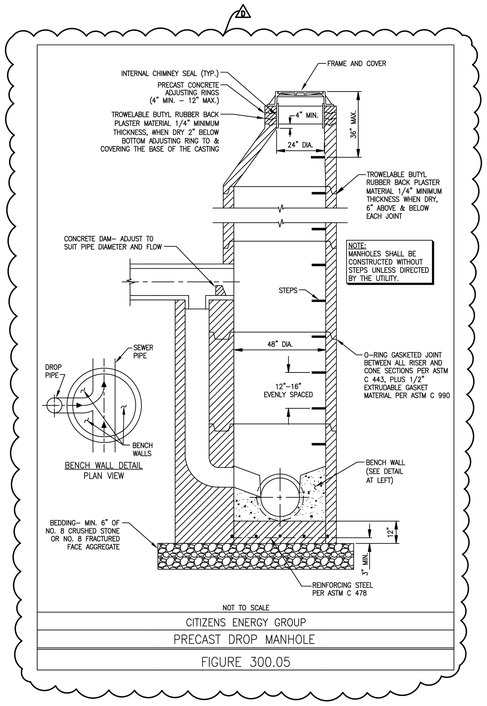

NOT TO SCALE

CITIZENS ENERGY GROUP

PRECAST DROP MANHOLE

FIGURE 300.05

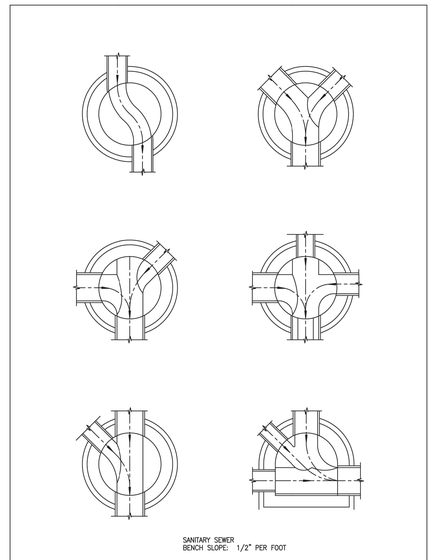

NOT TO SCALE

CITIZENS ENERGY GROUP

STANDARD MANHOLE BENCHES

FIGURE 300.07

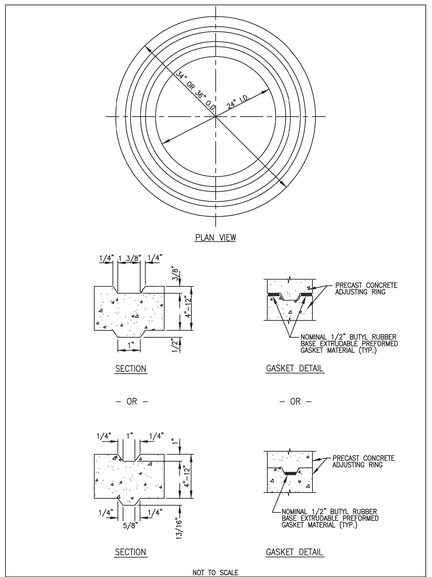

NOT TO SCALE

CITIZENS ENERGY GROUP

ADJUSTING RING

FIGURE 300.08

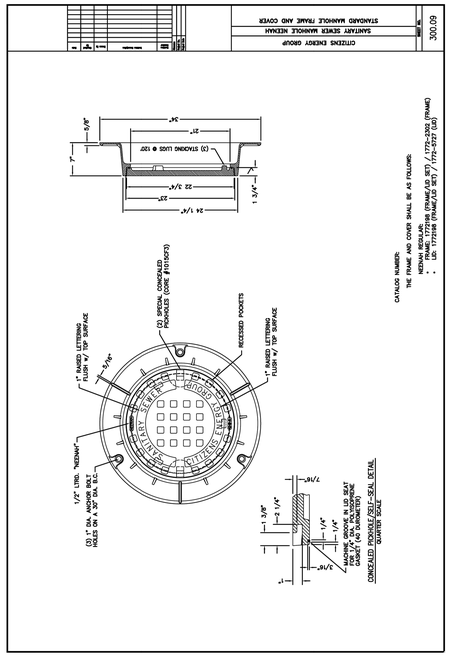

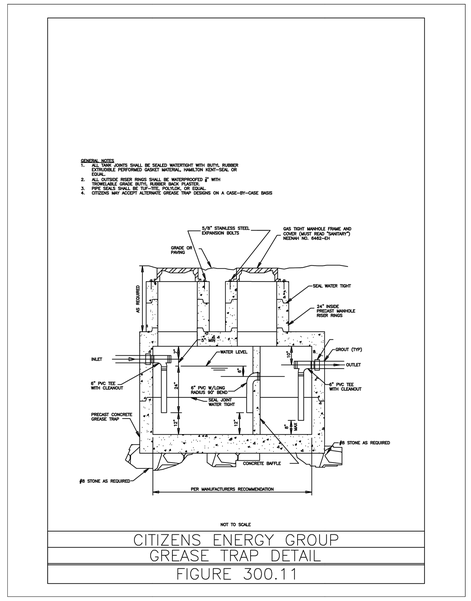

NOT TO SCALE

CITIZENS ENERGY GROUP

GREASE TRAP DETAIL

FIGURE 300.11

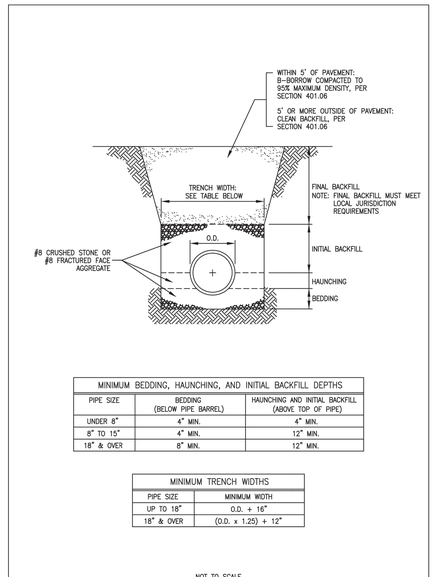

MINIMUM BEDDING, HAUNCHING, AND INITIAL BACKFILL DEPTHS		
PIPE SIZE	BEDDING (BELOW PIPE BARREL)	HAUNCHING AND INITIAL BACKFILL (ABOVE TOP OF PIPE)
UNDER 8"	4" MIN.	4" MIN.
8" TO 15"	4" MIN.	12" MIN.
18" & OVER	8" MIN.	12" MIN.

MINIMUM TRENCH WIDTHS	
PIPE SIZE	MINIMUM WIDTH
UP TO 18"	O.D. + 16"
18" & OVER	(O.D. x 1.25) + 12"

NOT TO SCALE

CITIZENS ENERGY GROUP

FLEXIBLE PIPE BEDDING & BACKFILL REQUIREMENTS

FIGURE 400.01

IN128 - JAMES T. MORRIS ARENA

Ohio St & N Blackford St
Indianapolis, IN 46202

IU Project NO. 20240127

Owner
INDIANA UNIVERSITY BOARD OF TRUSTEES
2901 EAST DISCOVERY PARKWAY
BLOOMINGTON, IN 47408
812-855-1692

Architect
RATIO
101 SOUTH PENNSYLVANIA STREET
INDIANAPOLIS, IN 46204
317-633-4040

Structural Engineer
FINK ROBERTS AND PETRIE, INC.
3535 EAST 96TH STREET
SUITE 126
INDIANAPOLIS, IN 46240
317-872-8400

Mechanical / Electrical Engineer
INTROBA
8250 HAVERSTICK ROAD
SUITE 285
INDIANAPOLIS, IN 46240
+1 800-404-7677

Plumbing Engineer
DLZ
138 N. DELAWARE ST
INDIANAPOLIS, IN 46204
317-633-4120

Acoustics / Technology Engineer
WJHW
7220 W. JEFFERSON AVE
SUITE 216
LAKEWOOD, CO 80235
972-934-3700

Civil Engineer
AMERICAN STRUCTUREPOINT, INC.
9025 RIVER ROAD
SUITE 200
INDIANAPOLIS, IN 46240
317-547-5580

Food Service Consultant
CINILITTLE
3405 NW 9TH AVENUE #1202
FORT LAUDERDALE, FL 33309
954-846-9600

Code Consultant
FORZA
2502 WEST MECHANIC ST, SUITE C
HARRISONVILLE, MO 64701
816-806-3729

245 UNIVERSITY BLVD.

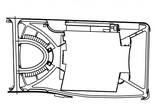

N

KEY PLAN

SEAL | DATE

APPROVAL PENDING
NOT FOR CONSTRUCTION
IN SUBMITTING BIDS IN RELIANCE ON THESE PLANS THE CONTRACTOR ASSUMES ALL RISKS OF ADDITIONAL COSTS OF REVISIONS DUE TO REQUIREMENTS OF THE OWNER OR GOVERNMENTAL AUTHORITIES AND MATERIAL REVISIONS IN THE COURSE OF COMPLETING THE FINAL DESIGN.

SHEET ISSUE

A	BID PACKAGE 1 - SITE EXCAVATION	10/29/2024
B	CONSTRUCTION DOCUMENTS	01/13/2025
C	ADDENDUM 01	01/27/2025
D	ADDENDUM 02	02/03/2025

RATIO

COPYRIGHT NOTICE: THIS ARCHITECTURAL AND ENGINEERING DRAWING IS GIVEN IN CONFIDENCE AND SHALL BE USED ONLY PURSUANT TO THE AGREEMENT WITH RATIO. NO OTHER USE, DISSEMINATION OF INFORMATION OR REPRODUCTION OF PRIOR WRITTEN CONSENT OF RATIO. ALL COMMON LAW RIGHTS OF COPYRIGHT AND OTHERWISE ARE HEREBY SPECIFICALLY RESERVED.

ASI PROJECT NO. 23112.000

SHEET TITLE

SANITARY SEWER DETAILS

SHEET NUMBER

C620

FOR REFERENCE ONLY
NOT FOR CONSTRUCTION

PLOT DATE: 1/31/2025 3:42 PM
PLOT SCALE: 1:1.008
EDIT DATE: 1/31/2025
EDITED BY: TSYLJA
DRAWING FILE: P:\2023\20817\0. Drawings\Civil\Construction Documents\2023.20817.CE.C600.SD.dwg

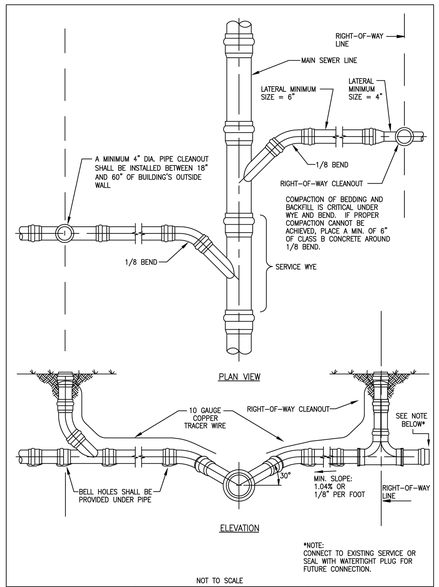

NOT TO SCALE

CITIZENS ENERGY GROUP

SERVICE CONNECTION FOR SHALLOW SEWERS (Less than 15' deep)

FIGURE 400.05

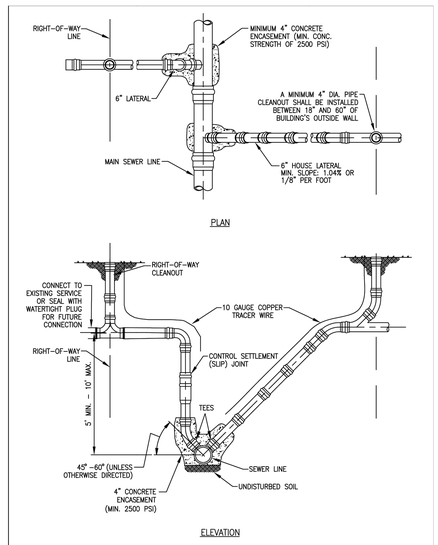

NOT TO SCALE

CITIZENS ENERGY GROUP

SERVICE CONNECTION FOR DEEP SEWERS (15' deep and over)

FIGURE 400.06

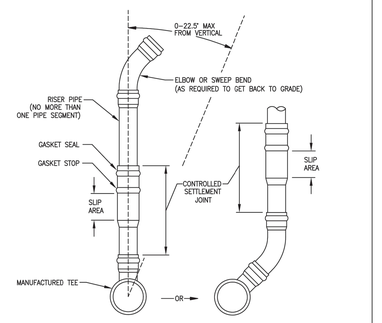

NOT TO SCALE

CITIZENS ENERGY GROUP

CONTROLLED SETTLEMENT JOINT INSTALLATION

FIGURE 400.07

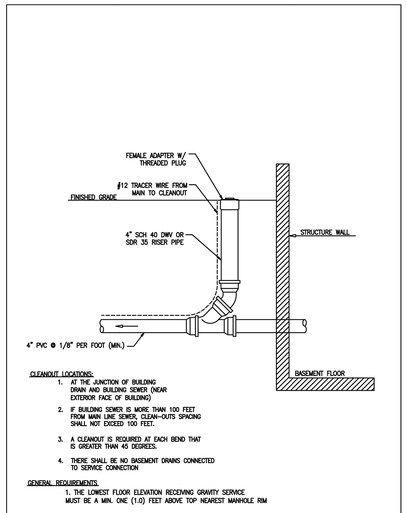

NOT TO SCALE

CITIZENS ENERGY GROUP

HOUSE/BUILDING SERVICE CLEAN-OUT DETAIL

FIGURE 400.09

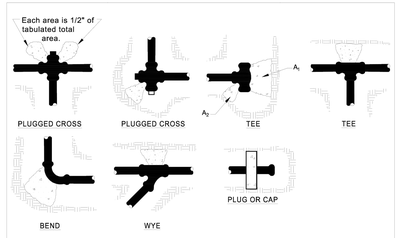

NOTES:
1) CONCRETE THRUST BLOCKING TO BE POURED AGAINST UNDISTURBED EARTH.
2) KEEP CONCRETE CLEAR OF JOINT AND ACCESSORIES.
3) POLYETHYLENE ENCASEMENT SHALL BE PLACED BETWEEN CONCRETE AND FITTINGS.
4) ALL POURED IN PLACE CONCRETE SHALL HAVE A 28 DAY STRENGTH OF 3,000 P.S.I., 2" TO 4" SLUMP AND INCLUDE WIRE MESH FOR REINFORCEMENT.
5) MINIMUM SOIL BEARING SURFACE AREA REQUIREMENTS ARE PROVIDED BELOW BASED ON 150 P.S.I. WATER PRESSURE PLUS 100 P.S.I. WATER HAMMER AND SOIL BEARING CAPACITY OF 3,000 POUNDS PER SQUARE FOOT.

Minimum Soil Bearing Surface Area (ft2)
(Assuming 3,000 psf Soil Bearing Capacity)

Pipe Size	Horizontal Bends			Tee or Dead End (Plug/Cap)
	22-1/2°	45°	90°	
6"		6	8	6
8"		6	8	6
12"	4	6	11	8
16"	6	11	22	15
20"	9	18	36	24
24"	13	27	50	36
30"	20	45	76	57
36"	31	59	115	80

CITIZENS ENERGY GROUP

THRUST BLOCKING

FIGURE 400.13

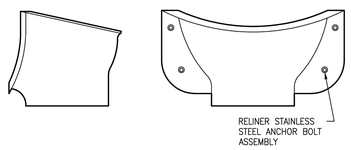

DROP BOWL

NOTE:
RELINER/DURAN, INC. MANUFACTURER OR APPROVED EQUAL. ALL SIZES ARE FOR RETROFIT OR NEW CONSTRUCTION. FABRICATED IN MARINE GRADE FIBERGLASS AND FINISHED IN BRIGHT WHITE GEL COAT.

USE 4 RELINER ANCHOR ASSEMBLIES TO ATTACH DROP BOWL TO STRUCTURE WALL. USE RELINER STAINLESS STEEL PIPE BRACKETS TO SUPPORT DOWN PIPE. EXTERNAL PIPE COUPLER REQUIRED. PROVIDE SWEEP AT DOWN PIPE OUTLET.

OUTLET SIZES GREATER THAN 18-INCHES SHALL BE APPROVED BY THE UTILITY.

OUTLET SIZE	STRUCTURE DIAMETER	PART NUMBER
4-inch	6-8 feet	A4R96
6-inch	6-8 feet	A6R96
8-inch	6-8 feet	B8DBR84
10-inch	6-8 feet	B10R96
12-inch	4-6 feet	24/12R60
12-inch	7-8 feet	24/12R96
18-inch	4-6 feet	30/18R60
18-inch	7-8 feet	30/18R96

NOT TO SCALE

CITIZENS ENERGY GROUP

DROP BOWL FOR ROUND WALLS

FIGURE 400.15

CONSTRUCTION NOTES:

1. NEW DROP BOWL AND DROP PIP IS IN SERVICE. CONTRACTOR TO CAS MONITORING EQUIPMENT. DI INCOMING SEWER LINE.
2. INSTALL NEW DROP BOWL (RELIN WALL WITH 3/8" STAINLESS STEI
3. INSTALL 10" PVC PIPE WITH BEL
4. INSTALL STAINLESS STEEL PIPE I STAINLESS STEEL ANCHOR BOLTS
5. INSTALL 10" PVC 45 OR 90 DE NUTS AND BOLTS TO SECURE EL OF WALL.

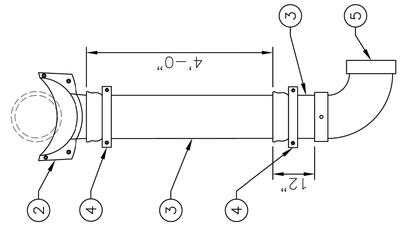

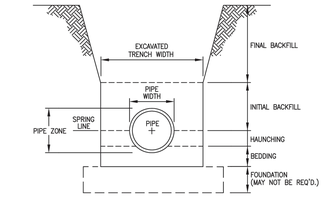

NOT TO SCALE

CITIZENS ENERGY GROUP

TERMS USED IN TRENCH DETAILS

FIGURE 100.01

FOR REFERENCE ONLY
NOT FOR CONSTRUCTION

IN128 - JAMES T. MORRIS ARENA

Ohio St & N Blackford St
Indianapolis, IN 46202

IU Project NO. 20240127

Owner
INDIANA UNIVERSITY BOARD OF TRUSTEES
2901 EAST DISCOVERY PARKWAY
BLOOMINGTON, IN 47408
812-855-1692

Architect
RATIO
101 SOUTH PENNSYLVANIA STREET
INDIANAPOLIS, IN 46204
317-633-4040

Structural Engineer
FINK ROBERTS AND PETRIE, INC.
3535 EAST 96TH STREET
SUITE 126
INDIANAPOLIS, IN 46240
317-872-8400

Mechanical / Electrical Engineer
INTROBA
8250 HAVERSTICK ROAD
SUITE 285
INDIANAPOLIS, IN 46240
+1 800-404-7677

Plumbing Engineer
DLZ
138 N. DELAWARE ST
INDIANAPOLIS, IN 46204
317-633-4120

Acoustics / Technology Engineer
WJHW
7220 W. JEFFERSON AVE
SUITE 216
LAKEWOOD, CO 80235
972-934-3700

Civil Engineer
AMERICAN STRUCTUREPOINT, INC.
9025 RIVER ROAD
SUITE 200
INDIANAPOLIS, IN 46240
317-547-5580

Food Service Consultant
CINILITTLE
3405 NW 9TH AVENUE #1202
FORT LAUDERDALE, FL 33309
954-846-9600

Code Consultant
FORZA
2502 WEST MECHANIC ST, SUITE C
HARRISONVILLE, MO 64701
816-806-3729

245 UNIVERSITY BLVD.

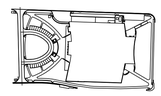

KEY PLAN

SEAL | DATE

APPROVAL PENDING
NOT FOR CONSTRUCTION
IN SUBMITTING BIDS IN RELIANCE ON THESE PLANS THE CONTRACTOR ASSUMES ALL RISKS OF ADDITIONAL COSTS OF REVISIONS DUE TO REQUIREMENTS OF THE OWNER OR GOVERNMENTAL AUTHORITIES AND MATERIAL REVISIONS IN THE COURSE OF COMPLETING THE FINAL DESIGN.

SHEET ISSUE

A	BID PACKAGE 1 - SITE EXCAVATION	10/29/2024
B	CONSTRUCTION DOCUMENTS	01/13/2025
C	ADDENDUM 01	01/27/2025
D	ADDENDUM 02	02/03/2025

RATIO
COPYRIGHT NOTICE: THIS ARCHITECTURAL AND ENGINEERING DRAWING IS GIVEN IN CONFIDENCE AND SHALL BE USED ONLY PURSUANT TO THE AGREEMENT WITH RATIO. NO OTHER USE, DISSEMINATION OF INFORMATION SHALL OCCUR WITHOUT PRIOR WRITTEN CONSENT OF RATIO. ALL COMMON LAW RIGHTS OF COPYRIGHT AND OTHERWISE ARE HEREBY SPECIFICALLY RESERVED.

ASI PROJECT NO. 23112.000

SHEET TITLE

SANITARY SEWER DETAILS

SHEET NUMBER

C621

PLOT DATE: 1/31/2025 3:42 PM
PLOT SCALE: 1:1.008
EDIT DATE: 1/31/2025
EDITED BY: TSYLJA
DRAWING FILE: P:\2023\20817\D Drawings\Civil\Construction Documents\2023.20817.CE.C600.SD.dwg

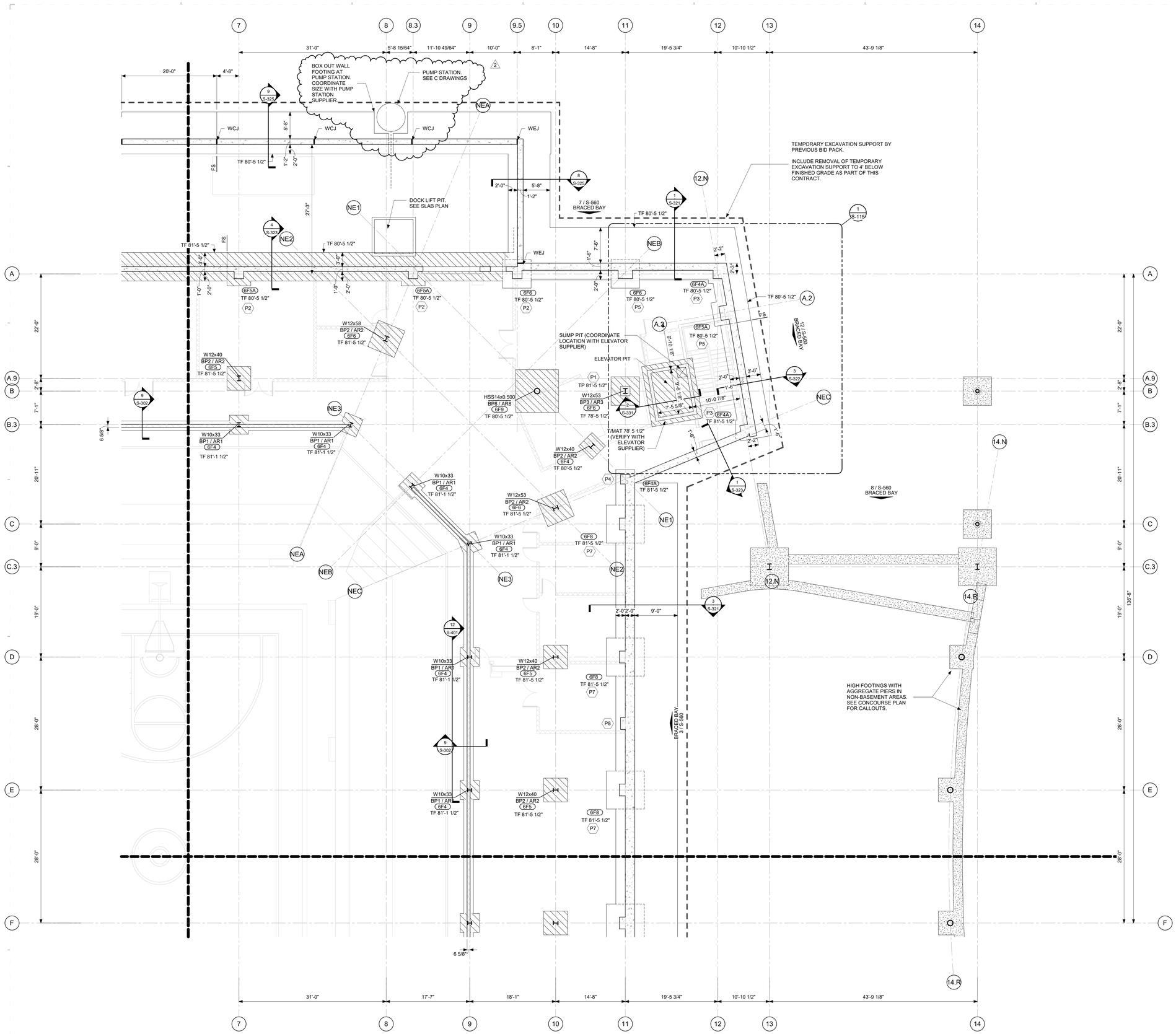

1 EVENT LEVEL PLAN - UNIT B
SCALE: 1/8" = 1'-0"

1/31/2025 12:54:11 PM

FOUNDATION PLAN NOTES:

1. PROJECT ELEVATION 100'-0" = USGS 712.00'.
2. SEE S000 SERIES DRAWINGS FOR GENERAL NOTES, CONCRETE SCHEDULES, DESIGN INFORMATION, AND LOADING CRITERIA.
3. SEE DRAWING S-005 FOR STRUCTURAL FINISHES.
4. SEE DRAWING S-008 FOR OVERALL GRID GEOMETRY LAYOUT.
5. SEE DRAWING S-302 FOR TYPICAL FOUNDATION DETAILS.
6. SEE DRAWING S-310 FOR TYPICAL PIER DETAILS.
7. SEE DRAWING S-320 FOR TYPICAL WALL DETAILS.
8. SEE DRAWING S-400 FOR TYPICAL CMU WALL DETAILS.
9. SEE DRAWING S-500 FOR STRUCTURAL STEEL COLUMN BASE PLATE AND ANCHOR ROD DETAILS.

LEGEND

(BFX)	INDICATES FOOTING MARK. "B" INDICATES REQUIRED BEARING CAPACITY IN KSF AND FX INDICATES FOOTING MARK.
TF	INDICATES TOP OF FOOTING ELEVATION.
⟨PX⟩	INDICATES CONCRETE PIER MARK. SEE DRAWING S-310 FOR TYPICAL DETAILS.
TP	INDICATES TOP OF PIER ELEVATION.
FS	INDICATES FOOTING STEP.
ARX	INDICATES ANCHOR ROD MARK. SEE S-501 FOR DETAILS.
BPX	INDICATES BASE PLATE MARK. SEE S-503 FOR DETAILS.
WCJ	INDICATES WALL CONTROL JOINT.
WEJ	INDICATES WALL EXPANSION JOINT.
TW	INDICATES TOP OF WALL ELEVATION.
LE	INDICATES TOP OF LEDGE ELEVATION.
	INDICATES MASONRY WALL. SEE ARCHITECTURAL DRAWINGS FOR LOCATIONS.

UNDERCUT UNSUITABLE SOILS BELOW FOOTINGS AND REPLACE WITH COMPACTED ENGINEERED FILL OR LEAN CONCRETE.
BID SHALL BE BASED ON UNSUITABLE SOILS DOWN TO ELEVATION 686'.

AGGREGATE PIERS AT FOOTINGS IN NON-BASEMENT FOOTINGS.

IN128 - JAMES T. MORRIS ARENA

Ohio St & N Blackford St
Indianapolis, IN 46202

IU Project NO. 20240127

Owner
INDIANA UNIVERSITY BOARD OF TRUSTEES
2901 EAST DISCOVERY PARKWAY
BLOOMINGTON, IN 47408
812-855-1692

Architect
RATIO
101 SOUTH PENNSYLVANIA STREET
INDIANAPOLIS, IN 46204
317-633-4040

Structural Engineer
FINK ROBERTS AND PETRIE, INC.
3535 EAST 96TH STREET
SUITE 126
INDIANAPOLIS, IN 46240
317-872-8400

Mechanical / Electrical
INTROBA
8250 HAVERSTICK ROAD
SUITE 285
INDIANAPOLIS, IN 46240
800-404-7677

Plumbing Engineer
DLZ
138 N. DELAWARE ST
INDIANAPOLIS, IN 46204
317-633-4120

Acoustics / Technology Engineer
WJHW
7220 W. JEFFERSON AVE
SUITE 216
LAKEWOOD, CO 80235
972-934-3700

Civil Engineer
AMERICAN STRUCTUREPOINT, INC.
9025 RIVER ROAD
SUITE 200
INDIANAPOLIS, IN 46240
317-547-5580

Food Service Consultant
CINILITTLE
3405 NW 9TH AVENUE #1202
FORT LAUDERDALE, FL 33309
954-846-9600

Code Consultant
FORZA
2502 WEST MECHANIC ST, SUITE C
HARRISONVILLE, MO 64701
816-806-3729

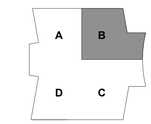

KEY PLAN

SEAL | DATE 02/03/25



SHEET ISSUE

1	Construction Documents	01/13/25
2	Addendum 02	02/03/25

COPYRIGHT NOTICE: THIS ARCHITECTURAL AND ENGINEERING DRAWING IS GIVEN IN CONFIDENCE AND SHALL BE USED ONLY PURSUANT TO THE AGREEMENT WITH RATIO. NO OTHER USE, DISSEMINATION OR DUPLICATION MAY BE MADE WITHOUT PRIOR WRITTEN CONSENT OF RATIO. ALL COMMON LAW RIGHTS OF COPYRIGHT AND OTHERWISE ARE HEREBY SPECIFICALLY RESERVED.

PROJECT NO. 23112.000

SHEET TITLE
EVENT LEVEL FOUNDATION PLAN - UNIT B

SHEET NUMBER
S-101B

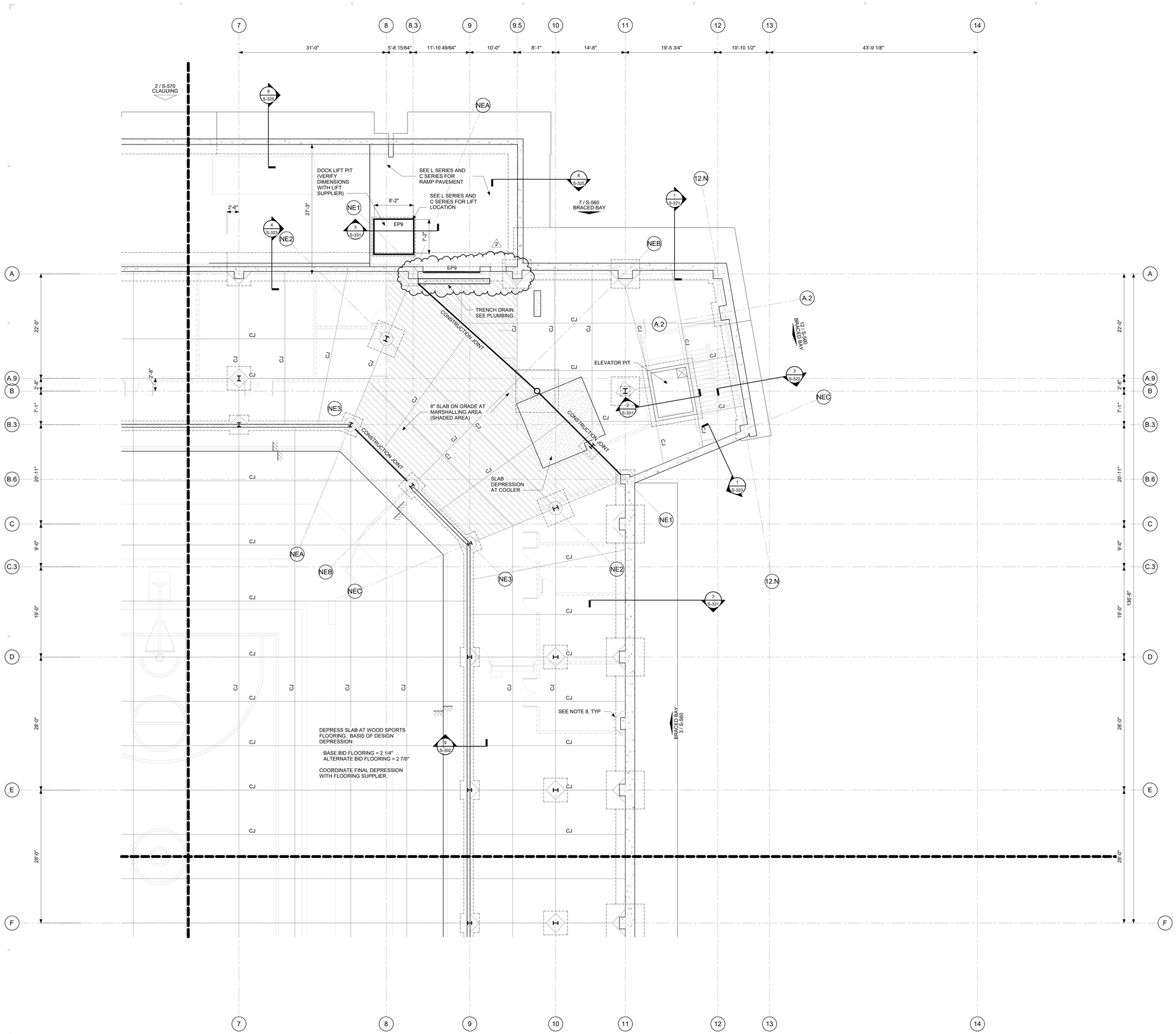

1 EVENT LEVEL SLAB PLAN - UNIT B
SCALE: 1/8" = 1'-0"

TOP OF SLAB ON GRADE = 82' 5 1/2", TYP. UNO

NORTH

1/31/2025 12:54:12 PM

SLAB ON GRADE PLAN NOTES:

1. PROJECT ELEVATION 100'-0" = USGS 712.00'.
2. SLAB ON GRADE CONSTRUCTION 5" THICK SLAB ON GRADE WITH SYNTHETIC FIBER REINFORCEMENT, UNLESS NOTED OTHERWISE.
3. SEE S-000 SERIES DRAWINGS FOR GENERAL NOTES, CONCRETE SCHEDULES, DESIGN INFORMATION, AND LOADING CRITERIA.
4. SEE DRAWING S-005 FOR STRUCTURAL FINISHES.
5. SEE DRAWING S-008 FOR OVERALL GRID GEOMETRY LAYOUT.
6. SEE DRAWING S-330 FOR TYPICAL SLAB ON GRADE DETAILS.
7. SEE DRAWING S-400 FOR TYPICAL CMU WALL DETAILS.
8. PROVIDE #4 x 2'-6" AT SLAB MID-DEPTH AT ALL RE-ENTRANT CORNERS.
9. **SEE ARCHITECTURAL DRAWING SLB-001 FOR DIMENSIONS AND DEPTHS OR SLAB DEPRESSIONS AND STEPS.**
10. **SEE MEP DRAWINGS FOR HOUSEKEEPING PAD LOCATIONS AND DIMENSIONS.**

LEGEND

- INDICATES COLUMN ISOLATION JOINT. SEE S-330 FOR TYPICAL DETAIL.
- INDICATES SLAB DEPRESSION. SEE DRAWING S-330 FOR TYPICAL DETAIL.
- FD INDICATES FLOOR DRAIN.
- INDICATES MASONRY WALL. SEE ARCHITECTURAL DRAWINGS FOR LOCATIONS.
- INDICATES STEP IN SLAB. SEE S-330 FOR TYPICAL DETAIL.
- CJ INDICATES SLAB CONTROL JOINT.
- INDICATES HOUSEKEEPING PAD. SEE S-330 FOR TYPICAL DETAIL.

IN128 - JAMES T. MORRIS ARENA

Ohio St & N Blackford St
Indianapolis, IN 46202

IU Project NO. 20240127

Owner
INDIANA UNIVERSITY BOARD OF TRUSTEES
2901 EAST DISCOVERY PARKWAY
BLOOMINGTON, IN 47408
812-855-1692

Architect
RATIO
101 SOUTH PENNSYLVANIA STREET
INDIANAPOLIS, IN 46204
317-633-4040

Structural Engineer
FINK ROBERTS AND PETRIE, INC.
3535 EAST 96TH STREET
SUITE 126
INDIANAPOLIS, IN 46240
317-872-8400

Mechanical / Electrical
INTROBA
8250 HAVERSTICK ROAD
SUITE 285
INDIANAPOLIS, IN 46240
800-404-7677

Plumbing Engineer
DLZ
138 N. DELAWARE ST
INDIANAPOLIS, IN 46204
317-633-4120

Acoustics / Technology Engineer
WJHW
7220 W. JEFFERSON AVE
SUITE 216
LAKEWOOD, CO 80235
972-934-3700

Civil Engineer
AMERICAN STRUCTUREPOINT, INC.
9025 RIVER ROAD
SUITE 200
INDIANAPOLIS, IN 46240
317-547-5580

Food Service Consultant
CINILITTLE
3405 NW 9TH AVENUE #1202
FORT LAUDERDALE, FL 33309
954-846-9600

Code Consultant
FORZA
2502 WEST MECHANIC ST, SUITE C
HARRISONVILLE, MO 64701
816-806-3729

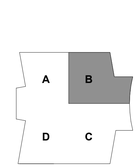

KEY PLAN

SEAL | DATE 02/03/25



SHEET ISSUE

1	Construction Documents	01/13/25
2	Addendum 02	02/03/25

COPYRIGHT NOTICE: THIS ARCHITECTURAL AND ENGINEERING DRAWING IS GIVEN IN CONFIDENCE AND SHALL BE USED ONLY PURSUANT TO THE AGREEMENT WITH RATIO. NO OTHER USE, DISSEMINATION OR DUPLICATION MAY BE MADE WITHOUT PRIOR WRITTEN CONSENT OF RATIO. ALL COMMON LAW RIGHTS OF COPYRIGHT AND OTHERWISE ARE HEREBY SPECIFICALLY RESERVED.

PROJECT NO. 23112.000

SHEET TITLE
EVENT LEVEL SLAB PLAN - UNIT B

SHEET NUMBER
S-101SB

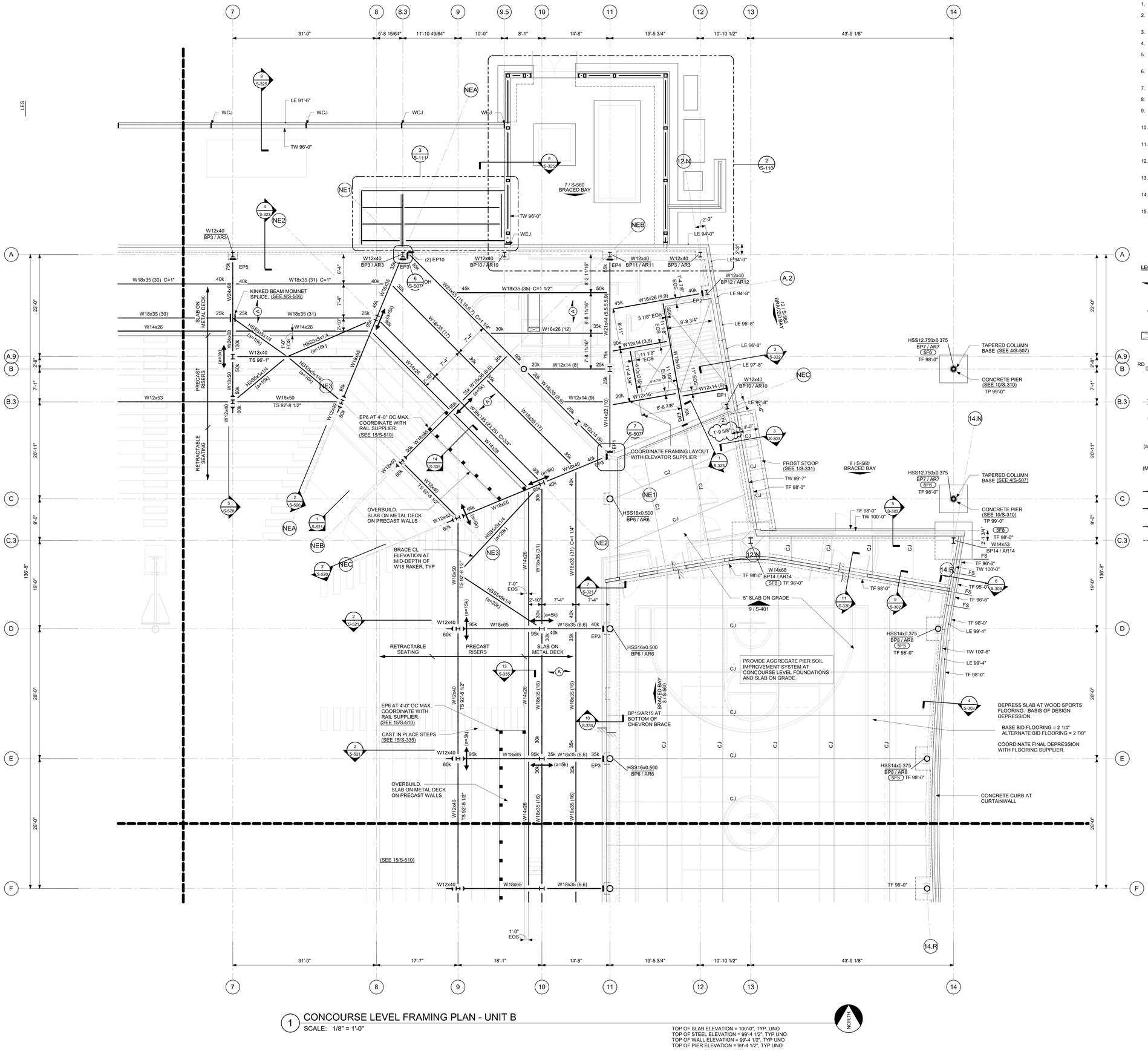

STRUCTURAL STEEL FRAMING NOTES:

1. PROJECT ELEVATION 100'-0" = USGS 712.00'.
2. SEE S000 SERIES DRAWINGS FOR GENERAL NOTES, CONCRETE SCHEDULES, DESIGN INFORMATION, AND LOADING CRITERIA.
3. SEE DRAWING S-005 FOR STRUCTURAL FINISHES.
4. SEE DRAWING S-008 FOR OVERALL GRID GEOMETRY LAYOUT.
5. SEE DRAWING S-320 FOR TYPICAL CAST-IN-PLACE CONCRETE WALL DETAILS.
6. SEE DRAWING S-335 FOR TYPICAL COMPOSITE SLAB REINFORCING DETAILS.
7. SEE DRAWING S-400 FOR TYPICAL CMU WALL DETAILS.
8. SEE DRAWING S-500 FOR TYPICAL EMBED DETAILS.
9. SEE S-500 SERIES DRAWINGS FOR TYPICAL STRUCTURAL STEEL CONNECTION DETAILS.
10. SEE DRAWING S-510 FOR TYPICAL STRUCTURAL STEEL FLOOR FRAMING DETAILS.
11. SEE S-520 SERIES FOR STRUCTURAL STEEL RAKER ELEVATIONS AND DETAILS.
12. SEE DRAWING S-530 FOR TYPICAL STRUCTURAL STEEL ROOF FRAMING DETAILS.
13. SEE S-560 SERIES DRAWINGS FOR BRACING ELEVATIONS AND DETAILS.
14. SEE S-570 SERIES DRAWINGS FOR CLADDING STEEL ELEVATIONS AND DETAILS.
15. VERTICAL SHEAR REACTIONS (XXk) ARE INDICATED AT THE ENDS OF SOME BEAMS. SEE STRUCTURAL STEEL GENERAL NOTES FOR CONNECTION DESIGN REQUIREMENTS.

LEGEND

(A)	INDICATES SPAN DIRECTION OF 4 1/2" NORMAL WEIGHT CONCRETE ON 3", 18 GAGE COMPOSITE STEEL FLOOR DECK (7 1/2" TOTAL THICKNESS).
CAO	INDICATES COLUMN ABOVE ONLY.
CBO	INDICATES COLUMN BELOW ONLY.
TB	INDICATES TOP OF BEAM ELEVATION.
	INDICATES OPENING IN SLAB. COORDINATE DIMENSIONS WITH MEP CONTRACTOR AND PROVIDE ADDITIONAL SLAB REINFORCING AROUND OPENING IN ACCORDANCE WITH THE GENERAL NOTES AND TYPICAL DETAILS. SEE DRAWING S-510 FOR TYPICAL FRAMING DETAIL.
RD OD	INDICATES ROOF DRAIN AND OVERFLOW DRAIN. SEE ARCHITECTURAL/PLUMBING DRAWINGS.
EPX	INDICATES EMBEDDED PLATE MARK. SEE DRAWING S-500 FOR DETAILS.
	INDICATES HORIZONTAL SLEEVE THROUGH BEAM WEB. SEE S-500 SERIES DRAWINGS FOR TYPICAL DETAIL.
C=1"	INDICATES BEAM CAMBER.
(XX)	INDICATES NUMBER OF HEADED SHEAR STUD CONNECTORS ON BEAM. SEE DRAWING S-510 FOR LAYOUT DETAILS.
(a=XXX)	INDICATES AXIAL FORCE AT CONNECTION. DESIGN CONNECTION FOR COMBINED SHEAR AND AXIAL LOADS. AXIAL LOADS CAN BE APPLIED IN BOTH TENSION AND COMPRESSION.
(M=XXX)	INDICATES MOMENT REACTION AT CONNECTION. DESIGN CONNECTION FOR COMBINED SHEAR, AXIAL AND MOMENT LOADS. MOMENTS ARE REVERSIBLE.
	INDICATES BEAM TO HSS COLUMN MOMENT CONNECTION. SEE S-500 SERIES DRAWINGS FOR CONNECTION DETAIL.
	INDICATES BEAM TO W COLUMN MOMENT CONNECTION. SEE S-500 SERIES DRAWINGS FOR CONNECTION DETAIL.
	INDICATES BEAM THROUGH GIRDER MOMENT CONNECTION. SEE S-500 SERIES DRAWINGS FOR CONNECTION DETAIL.
	INDICATES DIAGONAL KICKERS OR BRIDGING BELOW.
EOS	INDICATES EDGE OF SLAB.
CJ	INDICATES CONTROL JOINT.

IN128 - JAMES T. MORRIS ARENA

Ohio St & N Blackford St
Indianapolis, IN 46202

IU Project NO. 20240127

Owner
INDIANA UNIVERSITY BOARD OF TRUSTEES
2901 EAST DISCOVERY PARKWAY
BLOOMINGTON, IN 47408
812-855-1692

Architect
RATIO
101 SOUTH PENNSYLVANIA STREET
INDIANAPOLIS, IN 46204
317-633-4040

Structural Engineer
FINK ROBERTS AND PETRIE, INC.
3535 EAST 96TH STREET
SUITE 126
INDIANAPOLIS, IN 46240
317-872-8400

Mechanical / Electrical
INTROBA
8250 HAVERSTICK ROAD
SUITE 285
INDIANAPOLIS, IN 46240
800-404-7677

Plumbing Engineer
DLZ
138 N. DELAWARE ST
INDIANAPOLIS, IN 46204
317-633-4120

Acoustics / Technology Engineer
WJHW
7220 W. JEFFERSON AVE
SUITE 216
LAKEWOOD, CO 80235
972-934-3700

Civil Engineer
AMERICAN STRUCTUREPOINT, INC.
9025 RIVER ROAD
SUITE 200
INDIANAPOLIS, IN 46240
317-547-5580

Food Service Consultant
CINILITTLE
3405 NW 9TH AVENUE #1202
FORT LAUDERDALE, FL 33309
954-846-9600

Code Consultant
FORZA
2502 WEST MECHANIC ST, SUITE C
HARRISONVILLE, MO 64701
816-806-3729

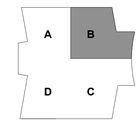

KEY PLAN

SEAL | DATE 02/03/25

STEPHEN J. SPITZER REGISTERED No. 10504738 STATE OF INDIANA PROFESSIONAL ENGINEER

SHEET ISSUE

1	Construction Documents	01/13/25
2	Addendum 02	02/03/25

RATIO

COPYRIGHT NOTICE: THIS ARCHITECTURAL AND ENGINEERING DRAWING IS GIVEN IN CONFIDENCE AND SHALL BE USED ONLY PURSUANT TO THE AGREEMENT WITH RATIO. NO OTHER USE, DISSEMINATION OR DUPLICATION MAY BE MADE WITHOUT PRIOR WRITTEN CONSENT OF RATIO. ALL COMMON LAW RIGHTS OF COPYRIGHT AND OTHERWISE ARE HEREBY SPECIFICALLY RESERVED.

PROJECT NO. 23112.000

SHEET TITLE
CONCOURSE LEVEL PLAN - UNIT B

SHEET NUMBER
S-102B

1 CONCOURSE LEVEL FRAMING PLAN - UNIT B
SCALE: 1/8" = 1'-0"

NORTH

TOP OF SLAB ELEVATION = 100'-0", TYP. UNO
TOP OF STEEL ELEVATION = 99'-4 1/2", TYP UNO
TOP OF WALL ELEVATION = 99'-4 1/2", TYP UNO
TOP OF PIER ELEVATION = 99'-4 1/2", TYP UNO

1/31/2025 12:54:14 PM

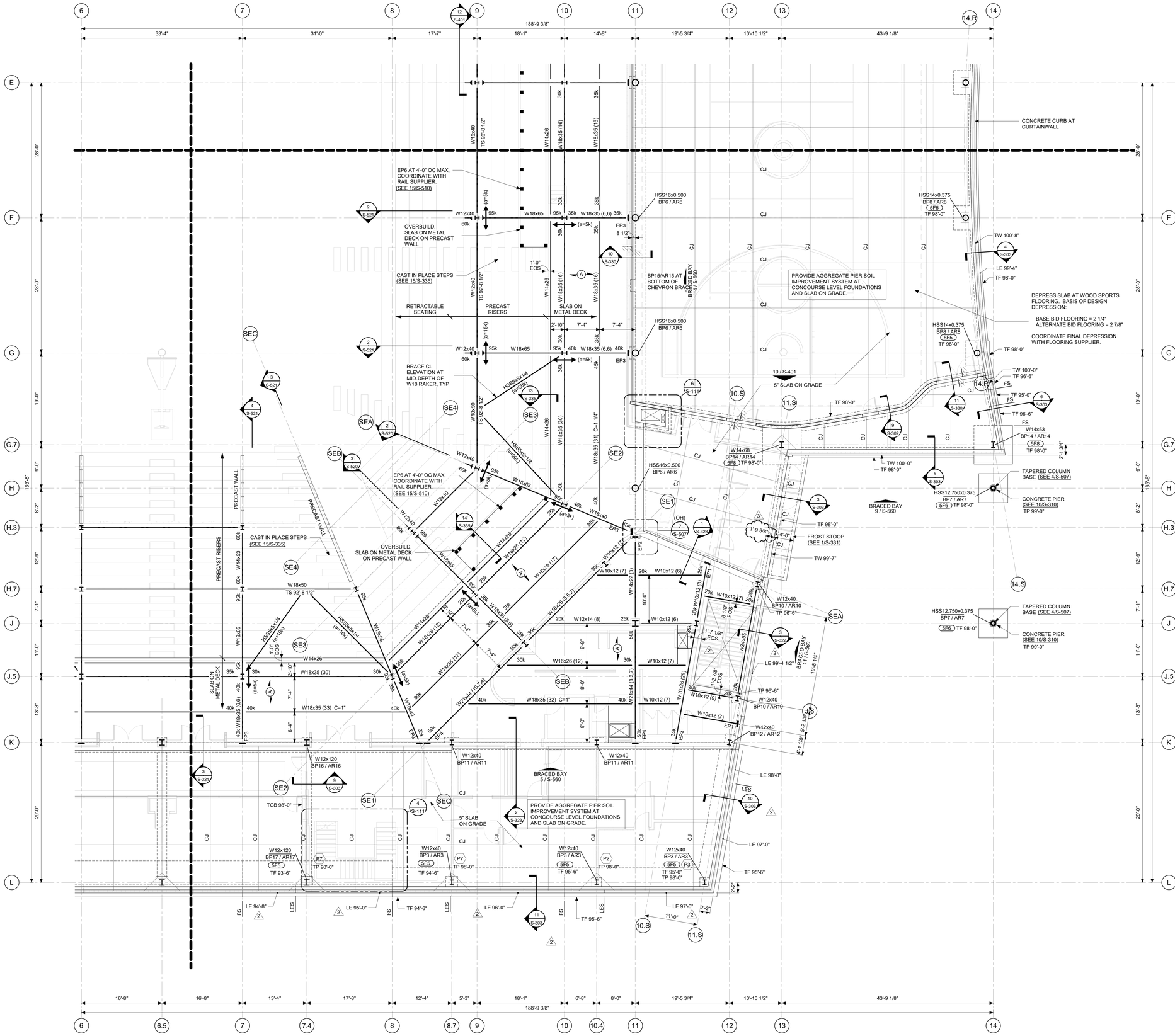

1 CONCOURSE LEVEL FRAMING PLAN - UNIT C
SCALE: 1/8" = 1'-0"

TOP OF SLAB ELEVATION = 100'-0", TYP. UNO
TOP OF STEEL ELEVATION = 99'-4 1/2", TYP UNO
TOP OF WALL ELEVATION = 99'-4 1/2", TYP UNO
TOP OF PIER ELEVATION = 99'-4 1/2", TYP UNO

NORTH

1/31/2025 12:54:17 PM

STRUCTURAL STEEL FRAMING NOTES:

1. PROJECT ELEVATION 100'-0" = USGS 712.00'.
2. SEE S000 SERIES DRAWINGS FOR GENERAL NOTES, CONCRETE SCHEDULES, DESIGN INFORMATION, AND LOADING CRITERIA.
3. SEE DRAWING S-005 FOR STRUCTURAL FINISHES.
4. SEE DRAWING S-008 FOR OVERALL GRID GEOMETRY LAYOUT.
5. SEE DRAWING S-320 FOR TYPICAL CAST-IN-PLACE CONCRETE WALL DETAILS.
6. SEE DRAWING S-335 FOR TYPICAL COMPOSITE SLAB REINFORCING DETAILS.
7. SEE DRAWING S-400 FOR TYPICAL CMU WALL DETAILS.
8. SEE DRAWING S-500 FOR TYPICAL EMBED DETAILS.
9. SEE S-500 SERIES DRAWINGS FOR TYPICAL STRUCTURAL STEEL CONNECTION DETAILS.
10. SEE DRAWING S-510 FOR TYPICAL STRUCTURAL STEEL FLOOR FRAMING DETAILS.
11. SEE S-520 SERIES FOR STRUCTURAL STEEL RAKER ELEVATIONS AND DETAILS.
12. SEE DRAWING S-530 FOR TYPICAL STRUCTURAL STEEL ROOF FRAMING DETAILS.
13. SEE S-560 SERIES DRAWINGS FOR BRACING ELEVATIONS AND DETAILS.
14. SEE S-570 SERIES DRAWINGS FOR CLADDING STEEL ELEVATIONS AND DETAILS.
15. VERTICAL SHEAR REACTIONS (XXk) ARE INDICATED AT THE ENDS OF SOME BEAMS. SEE STRUCTURAL STEEL GENERAL NOTES FOR CONNECTION DESIGN REQUIREMENTS.

LEGEND

(A)	INDICATES SPAN DIRECTION OF 4 1/2" NORMAL WEIGHT CONCRETE ON 3", 18 GAGE COMPOSITE STEEL FLOOR DECK (7 1/2" TOTAL THICKNESS).
CAO	INDICATES COLUMN ABOVE ONLY.
CBO	INDICATES COLUMN BELOW ONLY.
TB	INDICATES TOP OF BEAM ELEVATION.
	INDICATES OPENING IN SLAB. COORDINATE DIMENSIONS WITH MEP CONTRACTOR AND PROVIDE ADDITIONAL SLAB REINFORCING AROUND OPENING IN ACCORDANCE WITH THE GENERAL NOTES AND TYPICAL DETAILS. SEE DRAWING S-510 FOR TYPICAL FRAMING DETAIL.
RD OD	INDICATES ROOF DRAIN AND OVERFLOW DRAIN. SEE ARCHITECTURAL/PLUMBING DRAWINGS.
EPX	INDICATES EMBEDDED PLATE MARK. SEE DRAWING S-500 FOR DETAILS.
	INDICATES HORIZONTAL SLEEVE THROUGH BEAM WEB. SEE S-500 SERIES DRAWINGS FOR TYPICAL DETAIL.
C=1"	INDICATES BEAM CAMBER.
(XX)	INDICATES NUMBER OF HEADED SHEAR STUD CONNECTORS ON BEAM. SEE DRAWING S-510 FOR LAYOUT DETAILS.
(a=XXX)	INDICATES AXIAL FORCE AT CONNECTION. DESIGN CONNECTION FOR COMBINED SHEAR AND AXIAL LOADS. AXIAL LOADS CAN BE APPLIED IN BOTH TENSION AND COMPRESSION.
(M=XXX)	INDICATES MOMENT REACTION AT CONNECTION. DESIGN CONNECTION FOR COMBINED SHEAR, AXIAL AND MOMENT LOADS. MOMENTS ARE REVERSIBLE.
	INDICATES BEAM TO HSS COLUMN MOMENT CONNECTION. SEE S-500 SERIES DRAWINGS FOR CONNECTION DETAIL.
	INDICATES BEAM TO W COLUMN MOMENT CONNECTION. SEE S-500 SERIES DRAWINGS FOR CONNECTION DETAIL.
	INDICATES BEAM THROUGH GIRDER MOMENT CONNECTION. SEE S-500 SERIES DRAWINGS FOR CONNECTION DETAIL.
	INDICATES DIAGONAL KICKERS OR BRIDGING BELOW.
EOS	INDICATES EDGE OF SLAB.
CJ	INDICATES CONTROL JOINT.

IN128 - JAMES T. MORRIS ARENA

Ohio St & N Blackford St
Indianapolis, IN 46202

IU Project NO. 20240127

Owner
INDIANA UNIVERSITY BOARD OF TRUSTEES
2901 EAST DISCOVERY PARKWAY
BLOOMINGTON, IN 47408
812-855-1692

Architect
RATIO
101 SOUTH PENNSYLVANIA STREET
INDIANAPOLIS, IN 46204
317-633-4040

Structural Engineer
FINK ROBERTS AND PETRIE, INC.
3535 EAST 96TH STREET
SUITE 126
INDIANAPOLIS, IN 46240
317-872-8400

Mechanical / Electrical
INTROBA
8250 HAVERSTICK ROAD
SUITE 285
INDIANAPOLIS, IN 46240
800-404-7677

Plumbing Engineer
DLZ
138 N. DELAWARE ST
INDIANAPOLIS, IN 46204
317-633-4120

Acoustics / Technology Engineer
WJHW
7220 W. JEFFERSON AVE
SUITE 216
LAKEWOOD, CO 80235
972-934-3700

Civil Engineer
AMERICAN STRUCTUREPOINT, INC.
9025 RIVER ROAD
SUITE 200
INDIANAPOLIS, IN 46240
317-547-5580

Food Service Consultant
CINILITTLE
3405 NW 9TH AVENUE #1202
FORT LAUDERDALE, FL 33309
954-846-9600

Code Consultant
FORZA
2502 WEST MECHANIC ST, SUITE C
HARRISONVILLE, MO 64701
816-806-3729

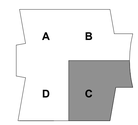

KEY PLAN

SEAL | DATE 02/03/25

STEPHEN J. SPITZER REGISTERED No. 10504738 STATE OF INDIANA PROFESSIONAL ENGINEER

SHEET ISSUE

1	Construction Documents	01/13/25
2	Addendum 01	01/27/25
3	Addendum 02	02/03/25

RATIO

COPYRIGHT NOTICE: THIS ARCHITECTURAL AND ENGINEERING DRAWING IS GIVEN IN CONFIDENCE AND SHALL BE USED ONLY PURSUANT TO THE AGREEMENT WITH RATIO. NO OTHER USE, DISSEMINATION OR REPRODUCTION IS PERMITTED WITHOUT PRIOR WRITTEN CONSENT OF RATIO. ALL COMMON LAW RIGHTS OF COPYRIGHT AND OTHERWISE ARE HEREBY SPECIFICALLY RESERVED.

PROJECT NO. 23112.000

SHEET TITLE
CONCOURSE LEVEL PLAN - UNIT C

SHEET NUMBER
S-102C



1 UPPER LEVEL FRAMING PLAN - UNIT C
SCALE: 1/8" = 1'-0"

TOP OF SLAB ELEVATION = 113'-8", TYP. UNO
TOP OF STEEL ELEVATION = 113'-0 1/2", TYP UNO

NORTH

1/31/2025 12:54:18 PM

STRUCTURAL STEEL FRAMING NOTES:

1. PROJECT ELEVATION 100'-0" = USGS 712.00'.
2. SEE S000 SERIES DRAWINGS FOR GENERAL NOTES, CONCRETE SCHEDULES, DESIGN INFORMATION, AND LOADING CRITERIA.
3. SEE DRAWING S-005 FOR STRUCTURAL FINISHES.
4. SEE DRAWING S-008 FOR OVERALL GRID GEOMETRY LAYOUT.
5. SEE DRAWING S-335 FOR TYPICAL COMPOSITE SLAB REINFORCING DETAILS.
6. SEE DRAWING S-400 FOR TYPICAL CMU WALL DETAILS.
7. SEE DRAWING S-500 FOR TYPICAL EMBED DETAILS.
8. SEE S-500 SERIES DRAWINGS FOR TYPICAL STRUCTURAL STEEL CONNECTION DETAILS.
9. SEE DRAWING S-510 FOR TYPICAL STRUCTURAL STEEL FLOOR FRAMING DETAILS.
10. SEE DRAWING S-530 FOR TYPICAL STRUCTURAL STEEL ROOF FRAMING DETAILS.
11. SEE S-560 SERIES DRAWINGS FOR BRACING ELEVATIONS AND DETAILS.
12. SEE S570 SERIES DRAWINGS FOR STEEL CLADDING ELEVATIONS AND DETAILS.
13. VERTICAL SHEAR REACTIONS (XXk) ARE INDICATED AT THE ENDS OF SOME BEAMS. SEE STRUCTURAL STEEL GENERAL NOTES FOR CONNECTION DESIGN REQUIREMENTS.

LEGEND

- (A) — INDICATES SPAN DIRECTION OF 4 1/2" NORMAL WEIGHT CONCRETE ON 3", 18 GAGE COMPOSITE STEEL FLOOR DECK (7 1/2" TOTAL THICKNESS).
- (B) — INDICATES SPAN DIRECTION OF 1 1/2", 20 GAGE, METAL ROOF DECK. SEE S-530 FOR FASTENING REQUIREMENTS.
- CAO — INDICATES COLUMN ABOVE ONLY.
- CBO — INDICATES COLUMN BELOW ONLY.
- TB — INDICATES TOP OF BEAM ELEVATION.
- INDICATES OPENING IN SLAB. COORDINATE DIMENSIONS WITH MEP CONTRACTOR AND PROVIDE ADDITIONAL SLAB REINFORCING AROUND OPENING IN ACCORDANCE WITH THE GENERAL NOTES AND TYPICAL DETAILS. SEE DRAWING S-510 FOR TYPICAL FRAMING DETAIL.
- RD OD — INDICATES ROOF DRAIN AND OVERFLOW DRAIN. SEE ARCHITECTURAL/PLUMBING DRAWINGS.
- EPX — INDICATES EMBEDDED PLATE MARK. SEE DRAWING S-500 FOR DETAILS.
- INDICATES HORIZONTAL SLEEVE THROUGH BEAM WEB. SEE S-500 SERIES DRAWINGS FOR TYPICAL DETAIL.
- C=1" — INDICATES BEAM CAMBER.
- (XX) — INDICATES NUMBER OF HEADED SHEAR STUD CONNECTORS ON BEAM. SEE DRAWING S-510 FOR LAYOUT DETAILS.
- (a=XXX) — INDICATES AXIAL FORCE AT CONNECTION. DESIGN CONNECTION FOR COMBINED SHEAR AND AXIAL LOADS. AXIAL LOADS CAN BE APPLIED IN BOTH TENSION AND COMPRESSION.
- (M=XXX) — INDICATES MOMENT REACTION AT CONNECTION. DESIGN CONNECTION FOR COMBINED SHEAR, AXIAL AND MOMENT LOADS. MOMENTS ARE REVERSIBLE.
- INDICATES BEAM TO HSS COLUMN MOMENT CONNECTION. SEE S-500 SERIES DRAWINGS FOR CONNECTION DETAIL.
- INDICATES BEAM TO W COLUMN MOMENT CONNECTION. SEE S-500 SERIES DRAWINGS FOR CONNECTION DETAIL.
- INDICATES BEAM THROUGH GIRDER MOMENT CONNECTION. SEE S-500 SERIES DRAWINGS FOR CONNECTION DETAIL.
- INDICATES DIAGONAL KICKERS OR BRIDGING BELOW. SEE 11/S-530
- EOS — INDICATES EDGE OF SLAB.

IN128 - JAMES T. MORRIS ARENA

Ohio St & N Blackford St
Indianapolis, IN 46202

IU Project NO. 20240127

Owner
INDIANA UNIVERSITY BOARD OF TRUSTEES
2901 EAST DISCOVERY PARKWAY
BLOOMINGTON, IN 47408
812-855-1692

Architect
RATIO
101 SOUTH PENNSYLVANIA STREET
INDIANAPOLIS, IN 46204
317-633-4040

Structural Engineer
FINK ROBERTS AND PETRIE, INC.
3535 EAST 96TH STREET
SUITE 126
INDIANAPOLIS, IN 46240
317-872-8400

Mechanical / Electrical
INTROBA
8250 HAVERSTICK ROAD
SUITE 285
INDIANAPOLIS, IN 46240
800-404-7677

Plumbing Engineer
DLZ
138 N. DELAWARE ST
INDIANAPOLIS, IN 46204
317-633-4120

Acoustics / Technology Engineer
WJHW
7220 W. JEFFERSON AVE
SUITE 216
LAKEWOOD, CO 80235
972-934-3700

Civil Engineer
AMERICAN STRUCTUREPOINT, INC.
9025 RIVER ROAD
SUITE 200
INDIANAPOLIS, IN 46240
317-547-5580

Food Service Consultant
CINILITTLE
3405 NW 9TH AVENUE #1202
FORT LAUDERDALE, FL 33309
954-846-9600

Code Consultant
FORZA
2502 WEST MECHANIC ST, SUITE C
HARRISONVILLE, MO 64701
816-806-3729

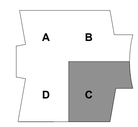

KEY PLAN

SEAL | DATE 02/03/25

STEPHEN J. SPITZER REGISTERED No. 10504738 STATE OF INDIANA PROFESSIONAL ENGINEER

SHEET ISSUE

1	Construction Documents	01/13/25
2	Addendum 01	01/27/25
3	Addendum 02	02/03/25

COPYRIGHT NOTICE: THIS ARCHITECTURAL AND ENGINEERING DRAWING IS GIVEN IN CONFIDENCE AND SHALL BE USED ONLY PURSUANT TO THE AGREEMENT WITH RATIO. NO OTHER USE, DISSEMINATION OR DUPLICATION MAY BE MADE WITHOUT PRIOR WRITTEN CONSENT OF RATIO. ALL COMMON LAW RIGHTS OF COPYRIGHT AND OTHERWISE ARE HEREBY SPECIFICALLY RESERVED.

PROJECT NO. 23112.000

SHEET TITLE
UPPER LEVEL PLAN - UNIT C

SHEET NUMBER
S-103C

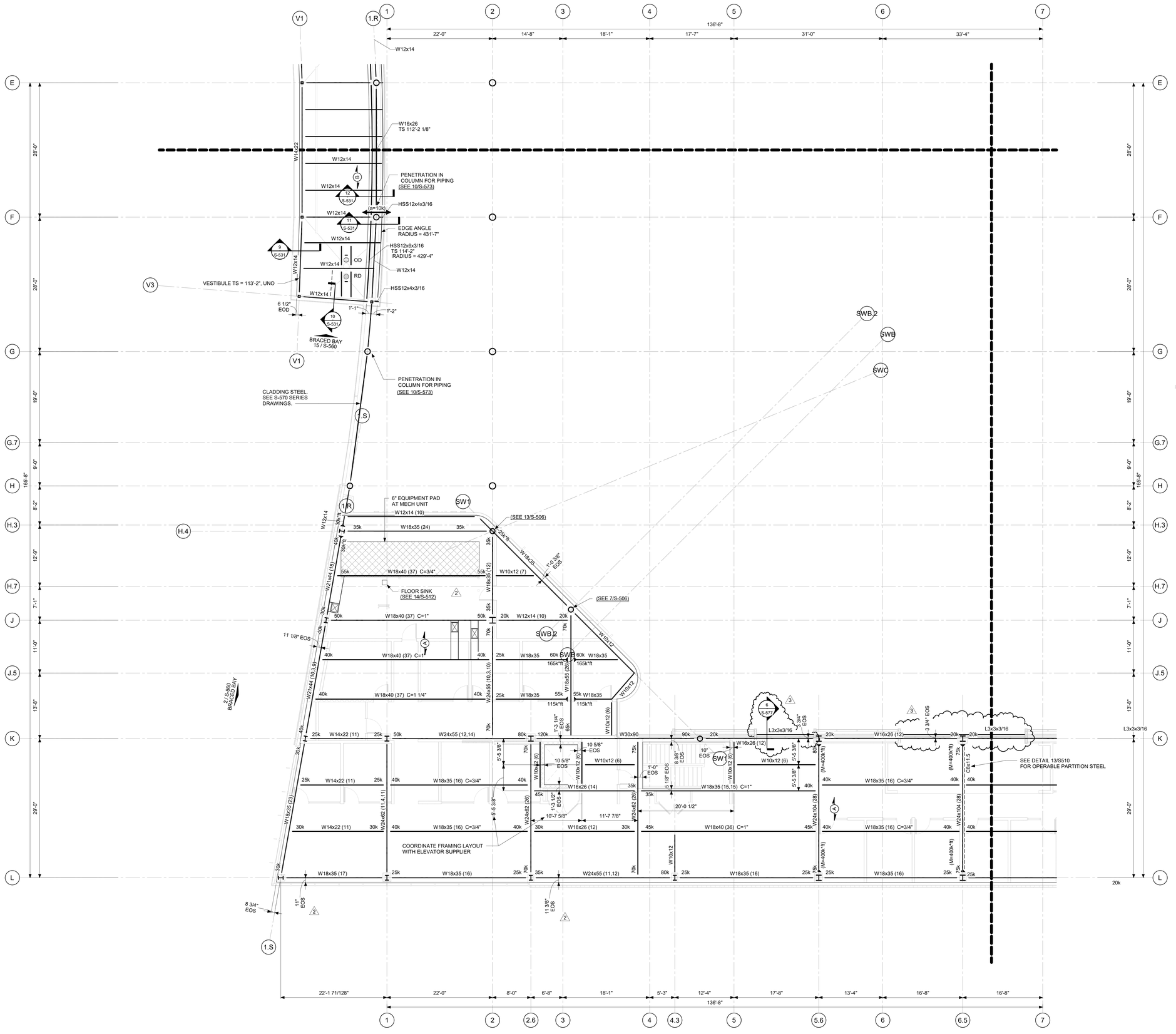

1 UPPER LEVEL FRAMING PLAN - UNIT D

SCALE: 1/8" = 1'-0"

TOP OF SLAB SLAB ELEVATION = 113'-8", TYP. UNO
TOP OF STEEL ELEVATION = 113'-0 1/2", TYP UNO

NORTH

1/31/2025 12:54:20 PM

STRUCTURAL STEEL FRAMING NOTES:

1. PROJECT ELEVATION 100'-0" = USGS 712.00'.
2. SEE S000 SERIES DRAWINGS FOR GENERAL NOTES, CONCRETE SCHEDULES, DESIGN INFORMATION, AND LOADING CRITERIA.
3. SEE DRAWING S-005 FOR STRUCTURAL FINISHES.
4. SEE DRAWING S-008 FOR OVERALL GRID GEOMETRY LAYOUT.
5. SEE DRAWING S-335 FOR TYPICAL COMPOSITE SLAB REINFORCING DETAILS.
6. SEE DRAWING S-400 FOR TYPICAL CMU WALL DETAILS.
7. SEE DRAWING S-500 FOR TYPICAL EMBED DETAILS.
8. SEE S-500 SERIES DRAWINGS FOR TYPICAL STRUCTURAL STEEL CONNECTION DETAILS.
9. SEE DRAWING S-510 FOR TYPICAL STRUCTURAL STEEL FLOOR FRAMING DETAILS.
10. SEE DRAWING S-530 FOR TYPICAL STRUCTURAL STEEL ROOF FRAMING DETAILS.
11. SEE S-560 SERIES DRAWINGS FOR BRACING ELEVATIONS AND DETAILS.
12. SEE S570 SERIES DRAWINGS FOR STEEL CLADDING ELEVATIONS AND DETAILS.
13. VERTICAL SHEAR REACTIONS (XXk) ARE INDICATED AT THE ENDS OF SOME BEAMS. SEE STRUCTURAL STEEL GENERAL NOTES FOR CONNECTION DESIGN REQUIREMENTS.

LEGEND

(A)	INDICATES SPAN DIRECTION OF 4 1/2" NORMAL WEIGHT CONCRETE ON 3", 18 GAGE COMPOSITE STEEL FLOOR DECK (7 1/2" TOTAL THICKNESS).
(B)	INDICATES SPAN DIRECTION OF 1 1/2", 20 GAGE, METAL ROOF DECK. SEE S-530 FOR FASTENING REQUIREMENTS.
CAO	INDICATES COLUMN ABOVE ONLY.
CBO	INDICATES COLUMN BELOW ONLY.
TB	INDICATES TOP OF BEAM ELEVATION.
	INDICATES OPENING IN SLAB. COORDINATE DIMENSIONS WITH MEP CONTRACTOR AND PROVIDE ADDITIONAL SLAB REINFORCING AROUND OPENING IN ACCORDANCE WITH THE GENERAL NOTES AND TYPICAL DETAILS. SEE DRAWING S-510 FOR TYPICAL FRAMING DETAIL.
RD OD	INDICATES ROOF DRAIN AND OVERFLOW DRAIN. SEE ARCHITECTURAL/PLUMBING DRAWINGS.
EPX	INDICATES EMBEDDED PLATE MARK. SEE DRAWING S-500 FOR DETAILS.
	INDICATES HORIZONTAL SLEEVE THROUGH BEAM WEB. SEE S-500 SERIES DRAWINGS FOR TYPICAL DETAIL.
C=1"	INDICATES BEAM CAMBER.
(XX)	INDICATES NUMBER OF HEADED SHEAR STUD CONNECTORS ON BEAM. SEE DRAWING S-510 FOR LAYOUT DETAILS.
(a=XXX)	INDICATES AXIAL FORCE AT CONNECTION. DESIGN CONNECTION FOR COMBINED SHEAR AND AXIAL LOADS. AXIAL LOADS CAN BE APPLIED IN BOTH TENSION AND COMPRESSION.
(M=XXX)	INDICATES MOMENT REACTION AT CONNECTION. DESIGN CONNECTION FOR COMBINED SHEAR, AXIAL AND MOMENT LOADS. MOMENTS ARE REVERSIBLE.
	INDICATES BEAM TO HSS COLUMN MOMENT CONNECTION. SEE S-500 SERIES DRAWINGS FOR CONNECTION DETAIL.
	INDICATES BEAM TO W COLUMN MOMENT CONNECTION. SEE S-500 SERIES DRAWINGS FOR CONNECTION DETAIL.
	INDICATES BEAM THROUGH GIRDER MOMENT CONNECTION. SEE S-500 SERIES DRAWINGS FOR CONNECTION DETAIL.
	INDICATES DIAGONAL KICKERS OR BRIDGING BELOW. SEE 11/S-530
EOS	INDICATES EDGE OF SLAB.

IN128 - JAMES T. MORRIS ARENA

Ohio St & N Blackford St
Indianapolis, IN 46202

IU Project NO. 20240127

Owner
INDIANA UNIVERSITY BOARD OF TRUSTEES
2901 EAST DISCOVERY PARKWAY
BLOOMINGTON, IN 47408
812-855-1692

Architect
RATIO
101 SOUTH PENNSYLVANIA STREET
INDIANAPOLIS, IN 46204
317-633-4040

Structural Engineer
FINK ROBERTS AND PETRIE, INC.
3535 EAST 96TH STREET
SUITE 126
INDIANAPOLIS, IN 46240
317-872-8400

Mechanical / Electrical
INTROBA
8250 HAVERSTICK ROAD
SUITE 285
INDIANAPOLIS, IN 46240
800-404-7677

Plumbing Engineer
DLZ
138 N. DELAWARE ST
INDIANAPOLIS, IN 46204
317-633-4120

Acoustics / Technology Engineer
WJHW
7220 W. JEFFERSON AVE
SUITE 216
LAKEWOOD, CO 80235
972-934-3700

Civil Engineer
AMERICAN STRUCTUREPOINT, INC.
9025 RIVER ROAD
SUITE 200
INDIANAPOLIS, IN 46240
317-547-5580

Food Service Consultant
CINILITTLE
3405 NW 9TH AVENUE #1202
FORT LAUDERDALE, FL 33309
954-846-9600

Code Consultant
FORZA
2502 WEST MECHANIC ST, SUITE C
HARRISONVILLE, MO 64701
816-806-3729

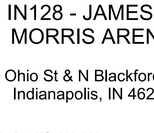

KEY PLAN

SEAL | DATE 02/03/25

STEPHEN J. SPITZER REGISTERED No. 10504738 STATE OF INDIANA PROFESSIONAL ENGINEER

SHEET ISSUE

1	Construction Documents	01/13/25
2	Addendum 01	01/27/25
3	Addendum 02	02/03/25

COPYRIGHT NOTICE: THIS ARCHITECTURAL AND ENGINEERING DRAWING IS GIVEN IN CONFIDENCE AND SHALL BE USED ONLY FOR THE PURPOSES STATED TO RATIO. NO OTHER USE, DISSEMINATION OR DUPLICATION MAY BE MADE WITHOUT PRIOR WRITTEN CONSENT OF RATIO. ALL COMMON LAW RIGHTS OF COPYRIGHT AND OTHERWISE ARE HEREBY SPECIFICALLY RESERVED.

PROJECT NO. 23112.000

SHEET TITLE
UPPER LEVEL PLAN - UNIT D

SHEET NUMBER
S-103D

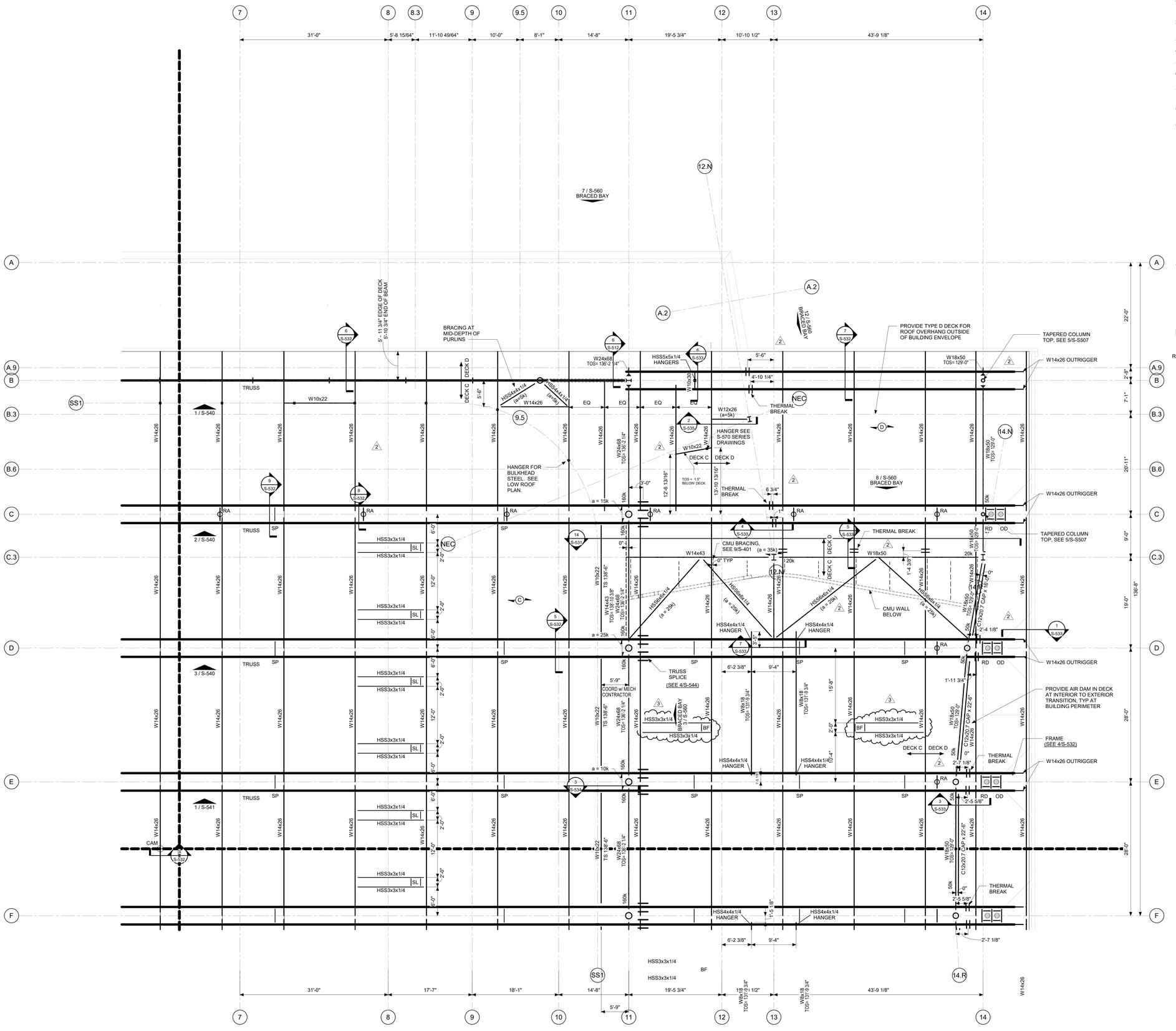

1 HIGH ROOF FRAMING PLAN - UNIT B
SCALE: 1/8" = 1'-0"

NORTH

1/31/2025 12:54:22 PM

STRUCTURAL STEEL FRAMING NOTES:

1. PROJECT ELEVATION 100'-0" = USGS 712.00'.
2. SEE S-000 SERIES DRAWINGS FOR GENERAL NOTES, CONCRETE SCHEDULES, DESIGN INFORMATION, AND LOADING CRITERIA.
3. SEE DRAWING S-005 FOR STRUCTURAL FINISHES.
4. SEE DRAWING S-008 FOR OVERALL GRID GEOMETRY LAYOUT.
5. SEE S-400 SERIES DRAWINGS FOR TYPICAL CMU WALL DETAILS.
6. SEE S-500 SERIES DRAWINGS FOR TYPICAL STRUCTURAL STEEL CONNECTION DETAILS.
7. SEE S-530 SERIES DRAWINGS FOR TYPICAL STRUCTURAL STEEL ROOF FRAMING DETAILS.
8. SEE S-540 SERIES DRAWINGS FOR STRUCUTRAL STEEL ROOF TRUSS ELEVATIONS AND DETAILS.
9. SEE S-560 SERIES DRAWINGS FOR BRACING ELEVATIONS AND DETAILS.
10. SEE S-570 SERIES DRAWINGS FOR CLADDING STEEL ELEVATIONS AND DETAILS.
11. VERTICAL SHEAR REACTIONS (XXk) ARE INDICATED AT THE ENDS OF SOME BEAMS. SEE STRUCTURAL STEEL GENERAL NOTES FOR CONNECTION DESIGN REQUIREMENTS.
12. HANGERS FOR CEILINGS, MEP, SPRINKLERS, AND OTHER SUSPENDED ELEMENTS SHALL COMPLY WITH THE FOLLOWING:
    - A. HANGERS WITH LOADS NOT EXCEEDING 50 LBS MAY BE SUPPORTED FROM THE ROOF DECK. REFERENCE 1/S-532.
    - B. HANGERS WITH LOADS GREATER THAN 50 LBS SHALL BE SUPPORTED FROM PURLINS OR TRUSSES. ANY ADDITIONAL MISC FRAMING TO SPAN BETWEEN PURLINS NOT SHOWN ON THE S-DRAWINGS SHALL BE PROVIDED BY THE CONTRACTOR OF THE HANGING ITEM.

LEGEND

- INDICATES SPAN OF 3 1/2" GALVANIZED, 20 GAGE, ACOUSTIC METAL ROOF DECK. BASIS OF DESIGN: EPIC METALS, EPICORE ER3.5A. NEW MILLENIUM, VERSA-DEK 3.5 LS ACOUSTICAL.
- INDICATES SPAN OF 3 1/2" GALVANIZED, 20 GAGE, METAL ROOF DECK. BASIS OF DESIGN: EPIC METALS, EPICORE ER3.5. NEW MILLENIUM, VERSA-DEK 3.5 LS.
- TB — INDICATES TOP OF BEAM ELEVATION.
- INDICATES OPENING IN DECK. COORDINATE DIMENSIONS WITH MEP CONTRACTOR. SEE DRAWING S-530 FOR TYPICAL FRAMING DETAIL.
- RD OD — INDICATES ROOF DRAIN AND OVERFLOW DRAIN. SEE ARCHITECTURAL/PLUMBING DRAWINGS.
- (a=XXX) — INDICATES AXIAL FORCE AT CONNECTION. DESIGN CONNECTION FOR COMBINED SHEAR AND AXIAL LOADS. AXIAL LOADS CAN BE APPLIED IN BOTH TENSION AND COMPRESSION.
- (M=XXX) — INDICATES MOMENT REACTION AT CONNECTION. DESIGN CONNECTION FOR COMBINED SHEAR, AXIAL AND MOMENT LOADS. MOMENTS ARE REVERSIBLE.
- INDICATES BEAM TO HSS COLUMN MOMENT CONNECTION. SEE S-500 SERIES DRAWINGS FOR CONNECTION DETAIL.
- INDICATES BEAM TO W COLUMN MOMENT CONNECTION. SEE S-500 SERIES DRAWINGS FOR CONNECTION DETAIL.
- INDICATES BEAM THROUGH GIRDER MOMENT CONNECTION. SEE S-500 SERIES DRAWINGS FOR CONNECTION DETAIL.
- INDICATES DIAGONAL KICKERS OR BRIDGING BELOW.
- RA — INDICATES ROOF ANCHOR SEE 8/S-532.
- SP — INDICATES SPEAKER SUPPORT. SEE 9/S-532.
- BF — INDICATES BIG FAN SUPPORT. SEE 2/S-532.
- SL — INDICATES SPORTS LIGHTING SUPPORT. SEE 2/S-532.
- CAM — INDICATES CAMERA SUPPORT. SEE 3/S-532.

IN128 - JAMES T. MORRIS ARENA

Ohio St & N Blackford St
Indianapolis, IN 46202

IU Project NO. 20240127

Owner
INDIANA UNIVERSITY BOARD OF TRUSTEES
2901 EAST DISCOVERY PARKWAY
BLOOMINGTON, IN 47408
812-855-1692

Architect
RATIO
101 SOUTH PENNSYLVANIA STREET
INDIANAPOLIS, IN 46204
317-633-4040

Structural Engineer
FINK ROBERTS AND PETRIE, INC.
3535 EAST 96TH STREET
SUITE 126
INDIANAPOLIS, IN 46240
317-872-8400

Mechanical / Electrical
INTROBA
8250 HAVERSTICK ROAD
SUITE 285
INDIANAPOLIS, IN 46240
800-404-7677

Plumbing Engineer
DLZ
138 N. DELAWARE ST
INDIANAPOLIS, IN 46204
317-633-4120

Acoustics / Technology Engineer
WJHW
7220 W. JEFFERSON AVE
SUITE 216
LAKEWOOD, CO 80235
972-934-3700

Civil Engineer
AMERICAN STRUCTUREPOINT, INC.
9025 RIVER ROAD
SUITE 200
INDIANAPOLIS, IN 46240
317-547-5580

Food Service Consultant
CINILITTLE
3405 NW 9TH AVENUE #1202
FORT LAUDERDALE, FL 33309
954-846-9600

Code Consultant
FORZA
2502 WEST MECHANIC ST, SUITE C
HARRISONVILLE, MO 64701
816-806-3729

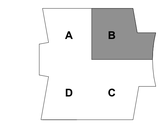

KEY PLAN

SEAL | DATE 02/03/25

STEPHEN J. SPITZER REGISTERED No. 10504738 STATE OF INDIANA PROFESSIONAL ENGINEER
Stephen J. Spitzer

SHEET ISSUE

1	Construction Documents	01/13/25
2	Addendum 01	01/27/25
3	Addendum 02	02/03/25

RATIO

COPYRIGHT NOTICE: THIS ARCHITECTURAL AND ENGINEERING DRAWING IS GIVEN IN CONFIDENCE AND SHALL BE USED ONLY PURSUANT TO THE AGREEMENT WITH RATIO AND/OR ITS CONSULTANTS. NO DUPLICATION MAY BE MADE WITHOUT PRIOR WRITTEN CONSENT OF RATIO. ALL COMMON LAW RIGHTS OF COPYRIGHT AND OTHERWISE ARE HEREBY SPECIFICALLY RESERVED.

PROJECT NO. 23112.000

SHEET TITLE
HIGH ROOF PLAN - UNIT B

SHEET NUMBER
S-105B

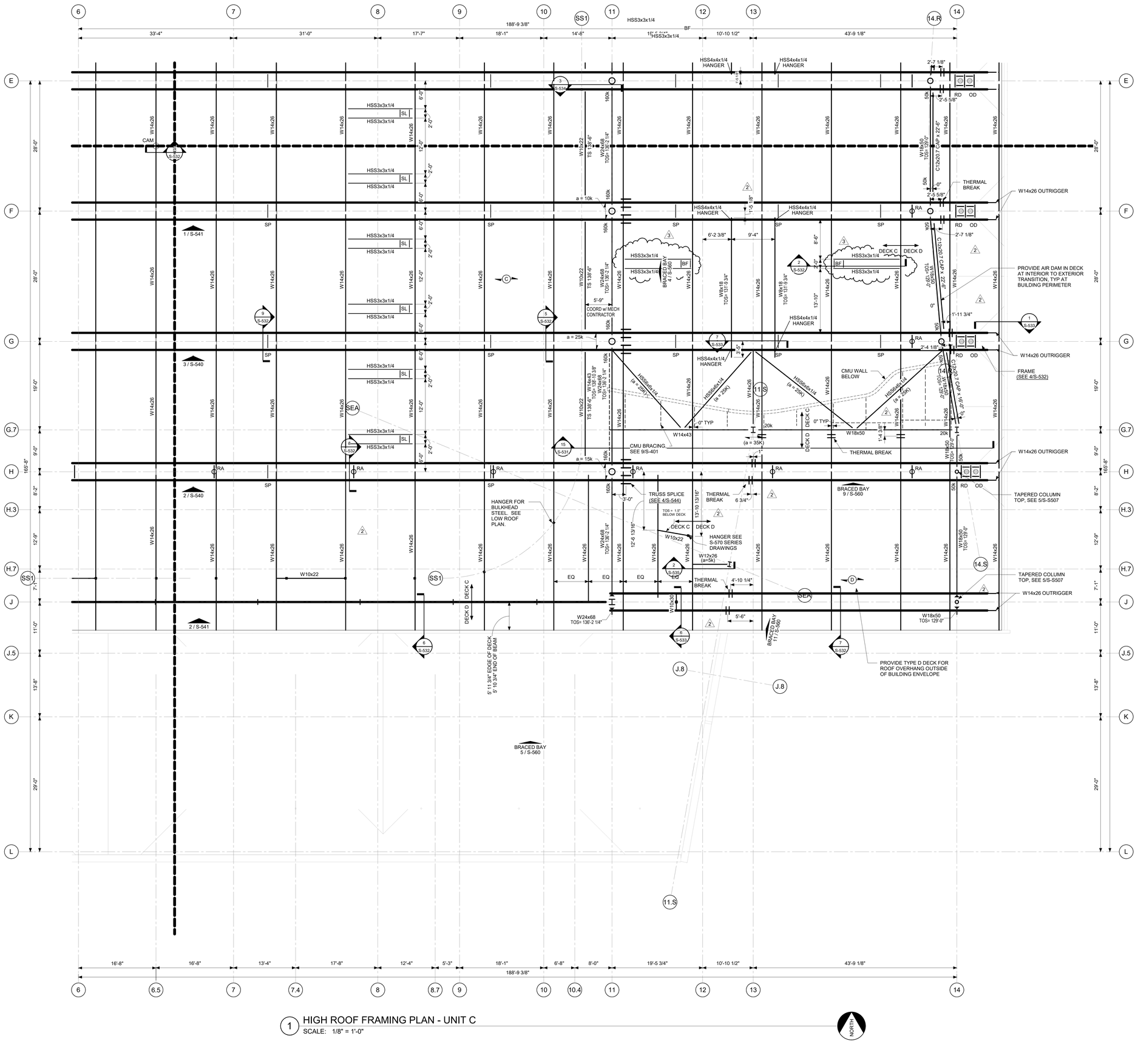

1 HIGH ROOF FRAMING PLAN - UNIT C
SCALE: 1/8" = 1'-0"

NORTH

1/31/2025 12:54:24 PM

STRUCTURAL STEEL FRAMING NOTES:

1. PROJECT ELEVATION 100'-0" = USGS 712.00'.
2. SEE S-000 SERIES DRAWINGS FOR GENERAL NOTES, CONCRETE SCHEDULES, DESIGN INFORMATION, AND LOADING CRITERIA.
3. SEE DRAWING S-005 FOR STRUCTURAL FINISHES.
4. SEE DRAWING S-008 FOR OVERALL GRID GEOMETRY LAYOUT.
5. SEE S-400 SERIES DRAWINGS FOR TYPICAL CMU WALL DETAILS.
6. SEE S-500 SERIES DRAWINGS FOR TYPICAL STRUCTURAL STEEL CONNECTION DETAILS.
7. SEE S-530 SERIES DRAWINGS FOR TYPICAL STRUCTURAL STEEL ROOF FRAMING DETAILS.
8. SEE S-540 SERIES DRAWINGS FOR STRUCUTRAL STEEL ROOF TRUSS ELEVATIONS AND DETAILS.
9. SEE S-560 SERIES DRAWINGS FOR BRACING ELEVATIONS AND DETAILS.
10. SEE S-570 SERIES DRAWINGS FOR CLADDING STEEL ELEVATIONS AND DETAILS.
11. VERTICAL SHEAR REACTIONS (XXk) ARE INDICATED AT THE ENDS OF SOME BEAMS. SEE STRUCTURAL STEEL GENERAL NOTES FOR CONNECTION DESIGN REQUIREMENTS.
12. HANGERS FOR CEILINGS, MEP, SPRINKLERS, AND OTHER SUSPENDED ELEMENTS SHALL COMPLY WITH THE FOLLOWING:
    A. HANGERS WITH LOADS NOT EXCEEDING 50 LBS MAY BE SUPPORTED FROM THE ROOF DECK. REFERENCE 1/S-532.
    B. HANGERS WITH LOADS GREATER THAN 50 LBS SHALL BE SUPPORTED FROM PURLINS OR TRUSSES. ANY ADDITIONAL MISC FRAMING TO SPAN BETWEEN PURLINS NOT SHOWN ON THE S-DRAWINGS SHALL BE PROVIDED BY THE CONTRACTOR OF THE HANGING ITEM.

LEGEND

(C)	INDICATES SPAN OF 3 1/2" GALVANIZED, 20 GAGE, ACOUSTIC METAL ROOF DECK. BASIS OF DESIGN: EPIC METALS, EPICORE ER3.5A. NEW MILLENIUM, VERSA-DEK 3.5 LS ACOUSTICAL.
(D)	INDICATES SPAN OF 3 1/2" GALVANIZED, 20 GAGE, METAL ROOF DECK. BASIS OF DESIGN: EPIC METALS, EPICORE ER3.5. NEW MILLENIUM, VERSA-DEK 3.5 LS.
TB	INDICATES TOP OF BEAM ELEVATION.
	INDICATES OPENING IN DECK. COORDINATE DIMENSIONS WITH MEP CONTRACTOR. SEE DRAWING S-530 FOR TYPICAL FRAMING DETAIL.
RD OD	INDICATES ROOF DRAIN AND OVERFLOW DRAIN. SEE ARCHITECTURAL/PLUMBING DRAWINGS.
(a=XXX)	INDICATES AXIAL FORCE AT CONNECTION. DESIGN CONNECTION FOR COMBINED SHEAR AND AXIAL LOADS. AXIAL LOADS CAN BE APPLIED IN BOTH TENSION AND COMPRESSION.
(M=XXX)	INDICATES MOMENT REACTION AT CONNECTION. DESIGN CONNECTION FOR COMBINED SHEAR, AXIAL AND MOMENT LOADS. MOMENTS ARE REVERSIBLE.
	INDICATES BEAM TO HSS COLUMN MOMENT CONNECTION. SEE S-500 SERIES DRAWINGS FOR CONNECTION DETAIL.
	INDICATES BEAM TO W COLUMN MOMENT CONNECTION. SEE S-500 SERIES DRAWINGS FOR CONNECTION DETAIL.
	INDICATES BEAM THROUGH GIRDER MOMENT CONNECTION. SEE S-500 SERIES DRAWINGS FOR CONNECTION DETAIL.
	INDICATES DIAGONAL KICKERS OR BRIDGING BELOW.
RA	INDICATES ROOF ANCHOR SEE 8/S-532.
SP	INDICATES SPEAKER SUPPORT. SEE 9/S-532.
BF	INDICATES BIG FAN SUPPORT. SEE 2/S-532.
SL	INDICATES SPORTS LIGHTING SUPPORT. SEE 2/S-532.
CAM	INDICATES CAMERA SUPPORT. SEE 3/S-532.

IN128 - JAMES T. MORRIS ARENA

Ohio St & N Blackford St
Indianapolis, IN 46202

IU Project NO. 20240127

Owner
INDIANA UNIVERSITY BOARD OF TRUSTEES
2901 EAST DISCOVERY PARKWAY
BLOOMINGTON, IN 47408
812-855-1692

Architect
RATIO
101 SOUTH PENNSYLVANIA STREET
INDIANAPOLIS, IN 46204
317-633-4040

Structural Engineer
FINK ROBERTS AND PETRIE, INC.
3535 EAST 96TH STREET
SUITE 126
INDIANAPOLIS, IN 46240
317-872-8400

Mechanical / Electrical
INTROBA
8250 HAVERSTICK ROAD
SUITE 285
INDIANAPOLIS, IN 46240
800-404-7677

Plumbing Engineer
DLZ
138 N. DELAWARE ST
INDIANAPOLIS, IN 46204
317-633-4120

Acoustics / Technology Engineer
WJHW
7220 W. JEFFERSON AVE
SUITE 216
LAKEWOOD, CO 80235
972-934-3700

Civil Engineer
AMERICAN STRUCTUREPOINT, INC.
9025 RIVER ROAD
SUITE 200
INDIANAPOLIS, IN 46240
317-547-5580

Food Service Consultant
CINILITTLE
3405 NW 9TH AVENUE #1202
FORT LAUDERDALE, FL 33309
954-846-9600

Code Consultant
FORZA
2502 WEST MECHANIC ST, SUITE C
HARRISONVILLE, MO 64701
816-806-3729

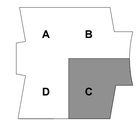

KEY PLAN

SEAL | DATE 02/03/25



SHEET ISSUE

1	Construction Documents	01/13/25
2	Addendum 01	01/27/25
3	Addendum 02	02/03/25

RATIO

COPYRIGHT NOTICE: THIS ARCHITECTURAL AND ENGINEERING DRAWING IS GIVEN IN CONFIDENCE AND SHALL BE USED ONLY PURSUANT TO THE AGREEMENT WITH RATIO. NO OTHER USE, DISSEMINATION OR DUPLICATION MAY BE MADE WITHOUT PRIOR WRITTEN CONSENT OF RATIO. ALL COMMON LAW RIGHTS OF COPYRIGHT AND OTHERWISE ARE HEREBY SPECIFICALLY RESERVED.

PROJECT NO. 23112.000

SHEET TITLE
HIGH ROOF PLAN - UNIT C

SHEET NUMBER
S-105C

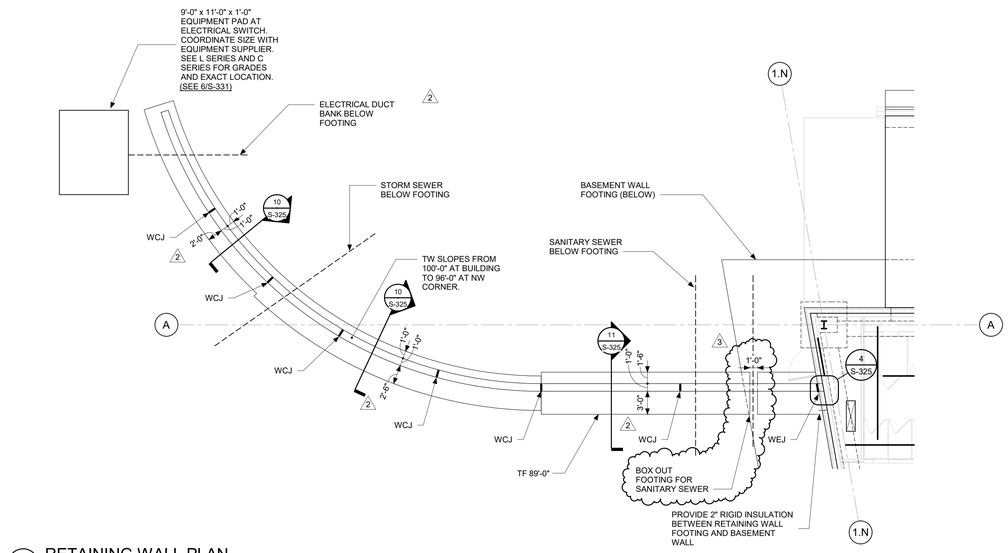

1 RETAINING WALL PLAN

SCALE: 1/8" = 1'-0"

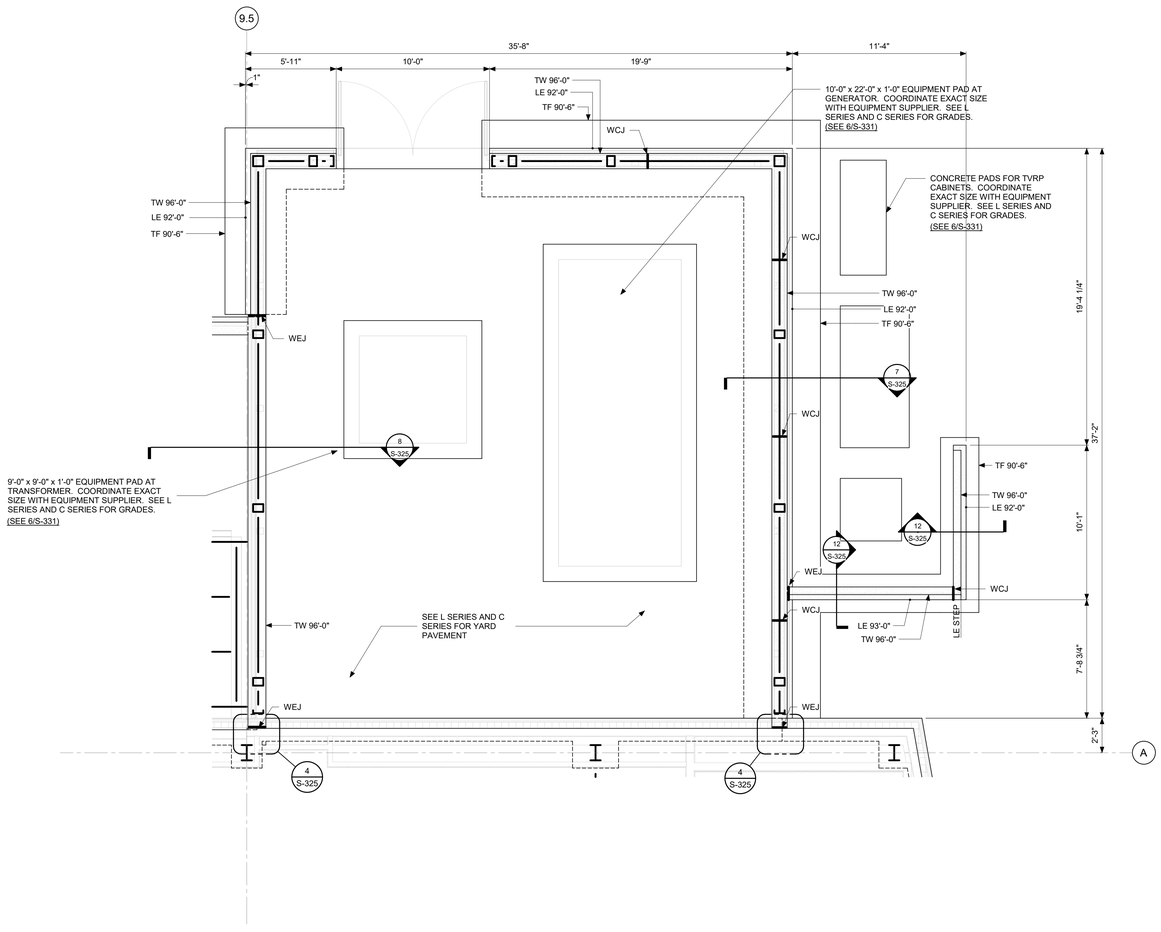

2 SERVICE YARD FOUNDATION PLAN - UNIT B

SCALE: 1/4" = 1'-0"

RETAINING WALL PLAN:

1. PROJECT ELEVATION 100'-0" = USGS 712.00'.
2. SEE S000 SERIES DRAWINGS FOR GENERAL NOTES, CONCRETE SCHEDULES, DESIGN INFORMATION, AND LOADING CRITERIA.
3. SEE CIVIL DRAWINGS FOR LAYOUT AND DIMENSIONS.

LEGEND

TF	INDICATES TOP OF FOOTING ELEVATION
TW	INDICATES TOP OF WALL ELEVATION
LE	INDICATES TOP OF LEDGE ELEVATION.
WCJ	INDICATES WALL CONTROL JOINT. SEE
WEJ	INDICATES WALL EXPANSION JOINT. SEE

IN128 - JAMES T. MORRIS ARENA

Ohio St & N Blackford St
Indianapolis, IN 46202

IU Project NO. 20240127

Owner
INDIANA UNIVERSITY BOARD OF TRUSTEES
2901 EAST DISCOVERY PARKWAY
BLOOMINGTON, IN 47408
812-855-1692

Architect
RATIO
101 SOUTH PENNSYLVANIA STREET
INDIANAPOLIS, IN 46204
317-633-4040

Structural Engineer
FINK ROBERTS AND PETRIE, INC.
3535 EAST 96TH STREET
SUITE 126
INDIANAPOLIS, IN 46240
317-872-8400

Mechanical / Electrical
INTROBA
8250 HAVERSTICK ROAD
SUITE 285
INDIANAPOLIS, IN 46240
800-404-7677

Plumbing Engineer
DLZ
138 N. DELAWARE ST
INDIANAPOLIS, IN 46204
317-633-4120

Acoustics / Technology Engineer
WJHW
7220 W. JEFFERSON AVE
SUITE 216
LAKEWOOD, CO 80235
972-934-3700

Civil Engineer
AMERICAN STRUCTUREPOINT, INC.
9025 RIVER ROAD
SUITE 200
INDIANAPOLIS, IN 46240
317-547-5580

Food Service Consultant
CINILITTLE
3405 NW 9TH AVENUE #1202
FORT LAUDERDALE, FL 33309
954-846-9600

Code Consultant
FORZA
2502 WEST MECHANIC ST, SUITE C
HARRISONVILLE, MO 64701
816-806-3729

SEAL | DATE 02/03/25

STEPHEN J. SPITZER REGISTERED No. 10504738 STATE OF INDIANA PROFESSIONAL ENGINEER

SHEET ISSUE

1	Construction Documents	01/13/25
2	Addendum 01	01/27/25
3	Addendum 02	02/03/25

COPYRIGHT NOTICE: THIS ARCHITECTURAL AND ENGINEERING DRAWING IS GIVEN IN CONFIDENCE AND SHALL BE USED ONLY PURSUANT TO THE AGREEMENT WITH RATIO. NO OTHER USE, DISSEMINATION OR DUPLICATION MAY BE MADE WITHOUT PRIOR WRITTEN CONSENT OF RATIO. ALL COMMON LAW RIGHTS OF COPYRIGHT AND OTHERWISE ARE HEREBY SPECIFICALLY RESERVED.

PROJECT NO. 23112.000

SHEET TITLE
ENLARGED FOUNDATION PLANS

SHEET NUMBER
S-110

1/31/2025 12:54:26 PM

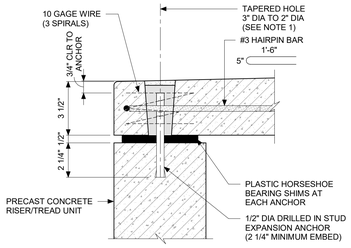

NOTES:

1. FILL TAPERED HOLE TO WITHIN 1/4" OF TOP WITH NON-SHRINK CEMENTITIOUS GROUT. FILL TOP 1/4" OF TAPERED HOLE WITH SELF LEVELING, MULTI-COMPONENT POLYURETHANE SEALANT (TRAFFIC BEARING).
2. DO NOT LOCATE FRONT EDGE CONNECTION IN AISLE WAYS OR AT RAIL ANCHORAGE POINTS. COORDINATE WITH ARCHITECTURAL DRAWINGS.

1 TYPICAL TREAD TO RISER CONNECTION

SCALE: 3" = 1'-0"

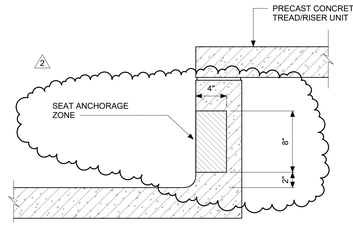

NOTES:

1. PRESTRESSING STRAND LOCATIONS MUST AVOID THE CROSS-HATCHED ZONES, INDICATED ON THE DETAIL, TO ACCOMMODATE SEATING ANCHORS AND MECHANICAL ANCHORS.

2 TYPICAL PRECAST ANCHORAGE ZONES - EAST AND WEST

SCALE: 1 1/2" = 1'-0"

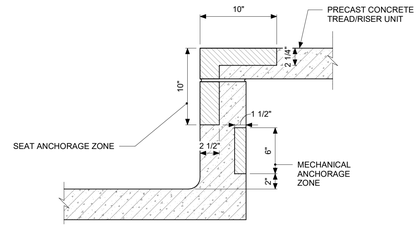

NOTES:

1. PRESTRESSING STRAND LOCATIONS MUST AVOID THE CROSS-HATCHED ZONES, INDICATED ON THE DETAIL, TO ACCOMMODATE SEATING ANCHORS AND MECHANICAL ANCHORS.

3 TYPICAL PRECAST ANCHORAGE ZONES - NORTH AND SOUTH

SCALE: 1 1/2" = 1'-0"

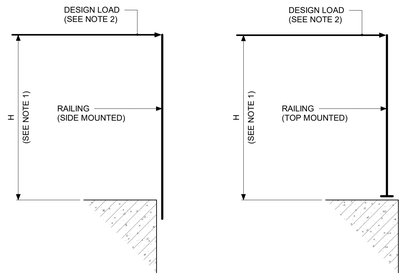

NOTES:

1. HEIGHT OF RAILING, H, VARIES. SEE ARCHITECTURAL DRAWINGS.
2. DESIGN LOAD = 200 LBS APPLIED IN ANY DIRECTION, AT ANY POINT ON THE RAIL OR DESIGN LOAD = 50 PLF APPLIED HORIZONTALLY TO THE TOP RAIL.

THE TWO DESIGN LOADS SHALL NOT BE ASSUMED TO ACT CUMULATIVELY.

4 TYPICAL RAIL CONNECTION DETAIL

SCALE: 1 1/2" = 1'-0"

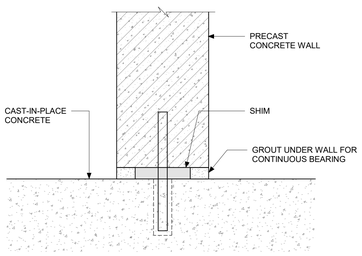

5 TYPICAL WALL BEARING DETAIL - BOTH SIDES EXPOSED

SCALE: 1 1/2" = 1'-0"

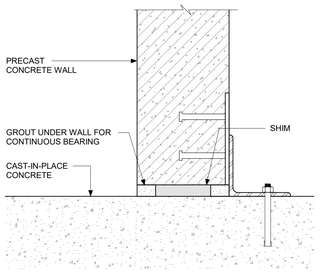

6 TYPICAL WALL BEARING DETAIL - ONE SIDE EXPOSED

SCALE: 1 1/2" = 1'-0"

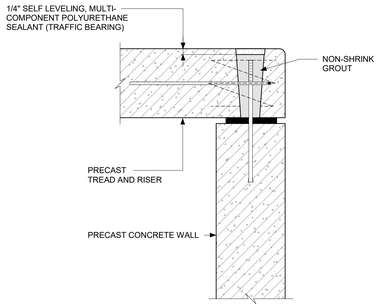

7 TYPICAL TREAD AND RISER BEARING DETAIL AT PRECAST WALL

SCALE: 1 1/2" = 1'-0"

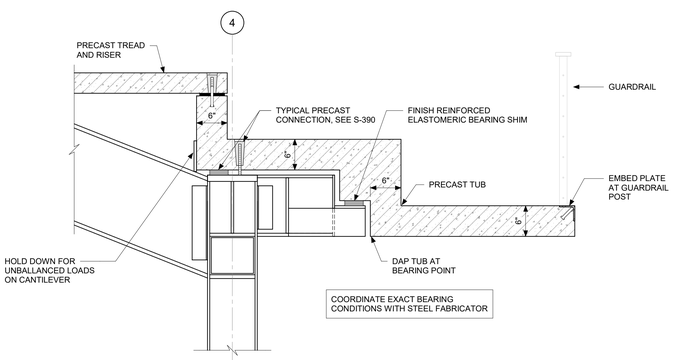

8 TYPICAL PRECAST TUB

SCALE: 1" = 1'-0"

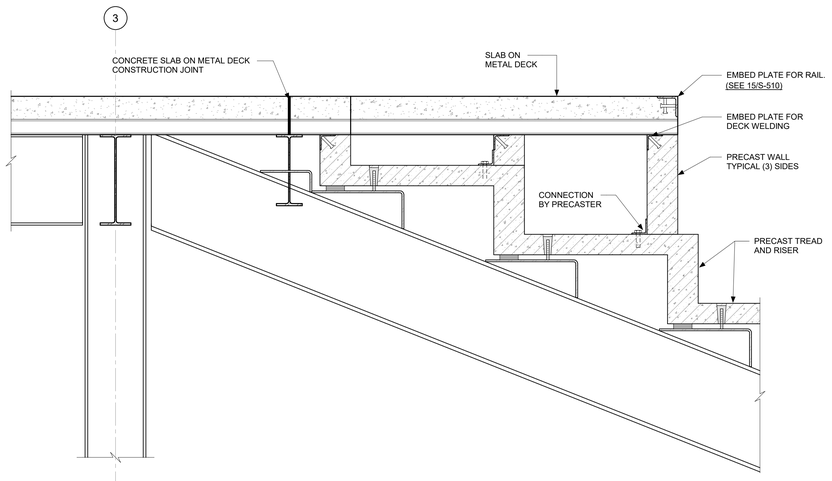

9 TYPICAL PRECAST OVERBUILD

SCALE: 1" = 1'-0"

1/31/2025 12:54:26 PM

IN128 - JAMES T. MORRIS ARENA

Ohio St & N Blackford St
Indianapolis, IN 46220

IU Project NO. 20240127

Owner
INDIANA UNIVERSITY BOARD OF TRUSTEES
2901 EAST DISCOVERY PARKWAY
BLOOMINGTON, IN 47408
812-855-1692

Architect
RATIO
101 SOUTH PENNSYLVANIA STREET
INDIANAPOLIS, IN 46204
317-633-4040

Structural Engineer
FINK ROBERTS AND PETRIE, INC.
3535 EAST 96TH STREET
SUITE 126
INDIANAPOLIS, IN 46240
317-872-8400

Mechanical / Electrical
INTROBA
8250 HAVERSTICK ROAD
SUITE 285
INDIANAPOLIS, IN 46240
800-404-7677

Plumbing Engineer
DLZ
138 N. DELAWARE ST
INDIANAPOLIS, IN 46204
317-633-4120

Acoustics / Technology Engineer
WJHW
7220 W. JEFFERSON AVE
SUITE 216
LAKEWOOD, CO 80235
972-934-3700

Civil Engineer
AMERICAN STRUCTUREPOINT, INC.
9025 RIVER ROAD
SUITE 200
INDIANAPOLIS, IN 46240
317-547-5580

Food Service Consultant
CINILITTLE
3405 NW 9TH AVENUE #1202
FORT LAUDERDALE, FL 33309
954-846-9600

Code Consultant
FORZA
2502 WEST MECHANIC ST, SUITE C
HARRISONVILLE, MO 64701
816-806-3729

SEAL | DATE 02/03/25

STEPHEN J. SPITZER
REGISTERED
No. 10504738
STATE OF INDIANA
PROFESSIONAL ENGINEER

SHEET ISSUE

1	Construction Documents	01/13/25
2	Addendum 02	02/03/25

COPYRIGHT NOTICE: THIS ARCHITECTURAL AND ENGINEERING DRAWING IS GIVEN IN CONFIDENCE AND SHALL BE USED ONLY PURSUANT TO THE AGREEMENT WITH RATIO. NO OTHER USE, DISSEMINATION OR DUPLICATION MAY BE MADE WITHOUT PRIOR WRITTEN CONSENT OF RATIO. ALL COMMON LAW RIGHTS OF COPYRIGHT AND OTHERWISE ARE HEREBY SPECIFICALLY RESERVED.

PROJECT NO. 23112.000

SHEET TITLE
TYPICAL PRECAST SECTIONS AND DETAILS

SHEET NUMBER
S-391

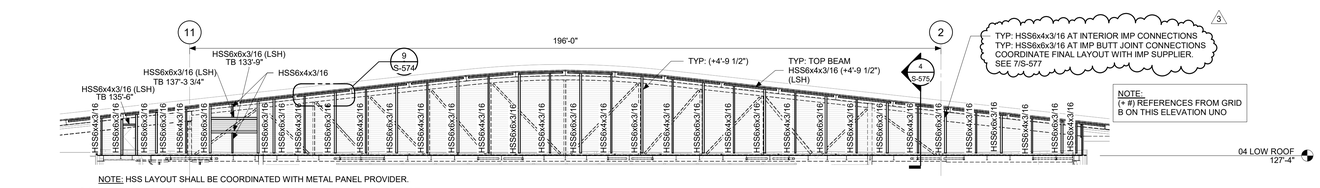

NOTE: HSS LAYOUT SHALL BE COORDINATED WITH METAL PANEL PROVIDER.

1 CLADDING ELEVATION - NORTH ROOF STEP

SCALE: 1/16" = 1'-0"

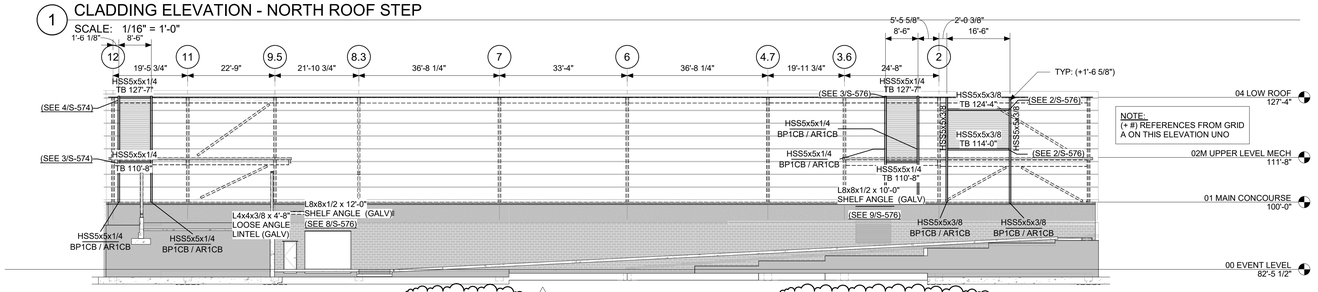

2 CLADDING ELEVATION - NORTH

SCALE: 1/16" = 1'-0"

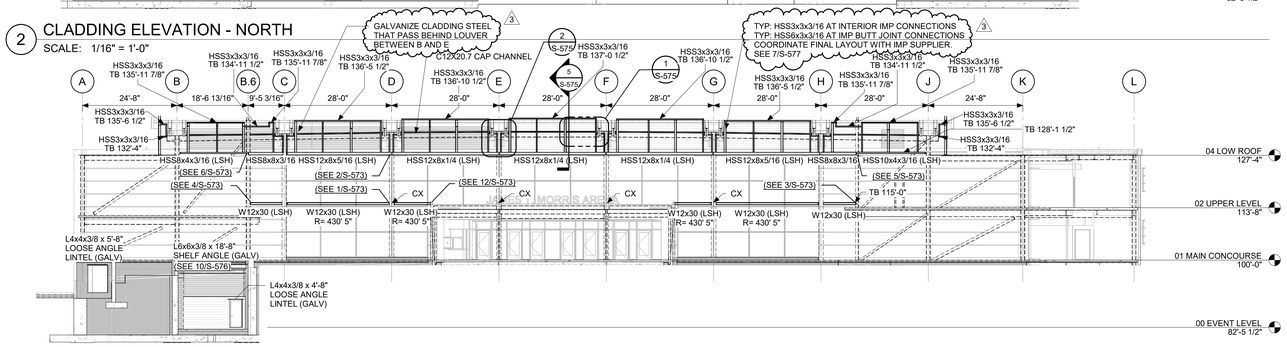

NOTE: HSS LAYOUT SHALL BE COORDINATED WITH METAL PANEL PROVIDER.

3 CLADDING ELEVATION - WEST

SCALE: 1/16" = 1'-0"

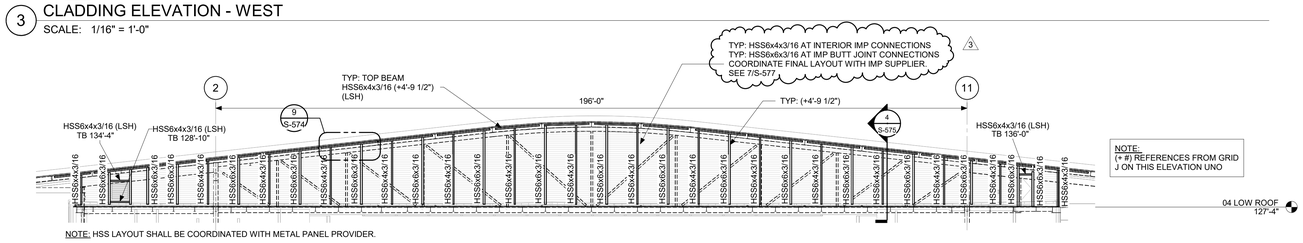

NOTE: HSS LAYOUT SHALL BE COORDINATED WITH METAL PANEL PROVIDER.

5 CLADDING ELEVATION - SOUTH ROOF STEP

SCALE: 1/16" = 1'-0"

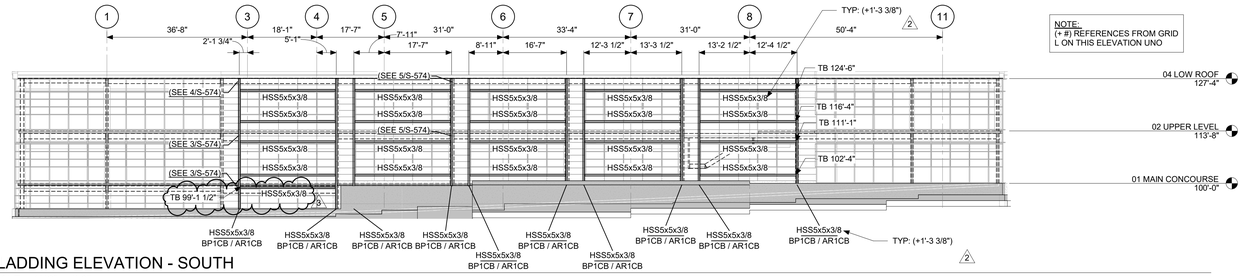

7 CLADDING ELEVATION - SOUTH

SCALE: 1/16" = 1'-0"

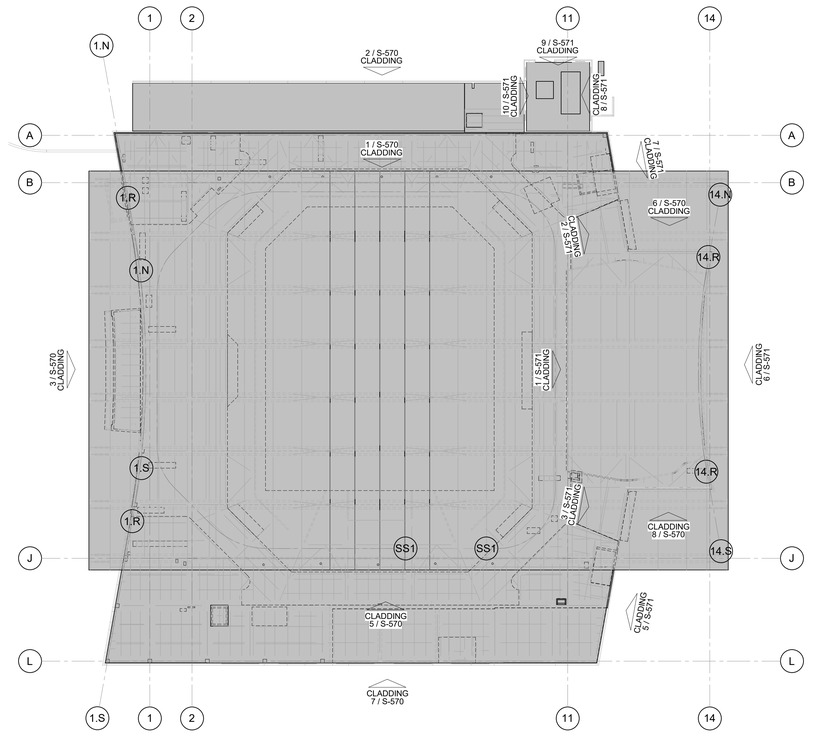

4 CLADDING BACKUP ELEVATION KEYPLAN

SCALE: 1/32" = 1'-0"

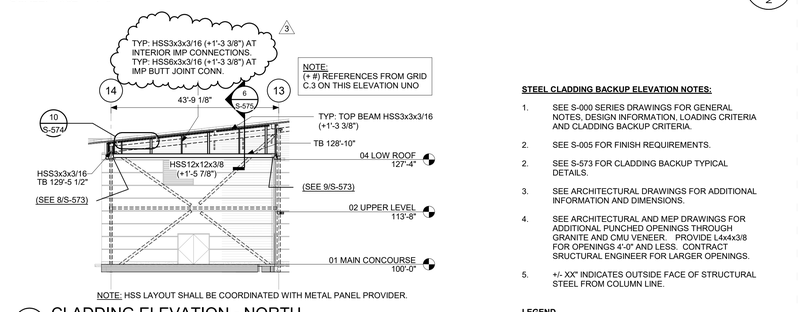

NOTE: HSS LAYOUT SHALL BE COORDINATED WITH METAL PANEL PROVIDER.

6 CLADDING ELEVATION - NORTH

SCALE: 1/16" = 1'-0"

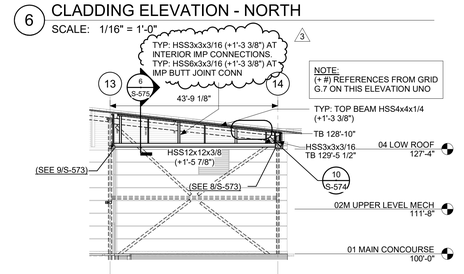

NOTE: HSS LAYOUT SHALL BE COORDINATED WITH METAL PANEL PROVIDER.

8 CLADDING ELEVATION - SOUTH

SCALE: 1/16" = 1'-0"

STEEL CLADDING BACKUP ELEVATION NOTES:

1. SEE S-000 SERIES DRAWINGS FOR GENERAL NOTES, DESIGN INFORMATION, LOADING CRITERIA AND CLADDING BACKUP CRITERIA.
2. SEE S-005 FOR FINISH REQUIREMENTS.
2. SEE S-573 FOR CLADDING BACKUP TYPICAL DETAILS.
3. SEE ARCHITECTURAL DRAWINGS FOR ADDITIONAL INFORMATION AND DIMENSIONS.
4. SEE ARCHITECTURAL AND MEP DRAWINGS FOR ADDITIONAL PUNCHED OPENINGS THROUGH GRANITE AND CMU VENEER. PROVIDE L4x4x3/8 FOR OPENINGS 4'-0" AND LESS. CONTRACT SRUCTURAL ENGINEER FOR LARGER OPENINGS.
5. +/- XX" INDICATES OUTSIDE FACE OF STRUCTURAL STEEL FROM COLUMN LINE.

LEGEND

EP - INDICATES EMBED PLATE

LL - INDICATES LOOSE LINTEL

LLH - INDICATES LONG LEG HORIZONTAL

LLV - INDICATES LONG LEG VERTICAL

LSH - INDICATES LONG SIDE HORIZONTAL

LSV - INDICATES LONG SIDE VERTICAL

BS - INDICATES BOTTOM OF STEEL ELEVATION

TS - INDICATES TOP OF STEEL ELEVATION

CX - INDICATES COLUMN PENETRATION. (SEE 10/S-573)

R= INDICATES BEAM RADIUS

3 IMP = INSULATED METAL PANEL

IN128 - JAMES T. MORRIS ARENA

Ohio St & N Blackford St
Indianapolis, IN 46202

IU Project NO. 20240127

Owner
INDIANA UNIVERSITY BOARD OF TRUSTEES
2901 EAST DISCOVERY PARKWAY
BLOOMINGTON, IN 47408
812-855-1692

Architect
RATIO
101 SOUTH PENNSYLVANIA STREET
INDIANAPOLIS, IN 46204
317-633-4040

Structural Engineer
FINK ROBERTS AND PETRIE, INC.
3535 EAST 96TH STREET
SUITE 126
INDIANAPOLIS, IN 46240
317-872-8400

Mechanical / Electrical
INTROBA
8250 HAVERSTICK ROAD
SUITE 285
INDIANAPOLIS, IN 46240
800-404-7677

Plumbing Engineer
DLZ
138 N. DELAWARE ST
INDIANAPOLIS, IN 46204
317-633-4120

Acoustics / Technology Engineer
WJHW
7220 W. JEFFERSON AVE
SUITE 216
LAKEWOOD, CO 80235
972-934-3700

Civil Engineer
AMERICAN STRUCTUREPOINT, INC.
9025 RIVER ROAD
SUITE 200
INDIANAPOLIS, IN 46240
317-547-5580

Food Service Consultant
CINILITTLE
3405 NW 9TH AVENUE #1202
FORT LAUDERDALE, FL 33309
954-846-9600

Code Consultant
FORZA
2502 WEST MECHANIC ST, SUITE C
HARRISONVILLE, MO 64701
816-806-3729

SEAL | DATE 02/03/25

STEPHEN J. SPITZER REGISTERED No. 10504738 STATE OF INDIANA PROFESSIONAL ENGINEER

SHEET ISSUE

1	Construction Documents	01/13/25
2	Addendum 01	01/27/25
3	Addendum 02	02/03/25

COPYRIGHT NOTICE: THIS ARCHITECTURAL AND ENGINEERING DRAWING IS GIVEN IN CONFIDENCE AND SHALL BE USED ONLY PURSUANT TO THE AGREEMENT WITH RATIO. NO OTHER USE, DISSEMINATION OR REPRODUCTION IS PERMITTED WITHOUT PRIOR WRITTEN CONSENT OF RATIO. ALL COMMON LAW RIGHTS OF COPYRIGHT AND OTHERWISE ARE HEREBY SPECIFICALLY RESERVED.

PROJECT NO. 23112.000

SHEET TITLE
CLADDING BACKUP ELEVATIONS

SHEET NUMBER
S-570

1/31/2025 12:54:36 PM

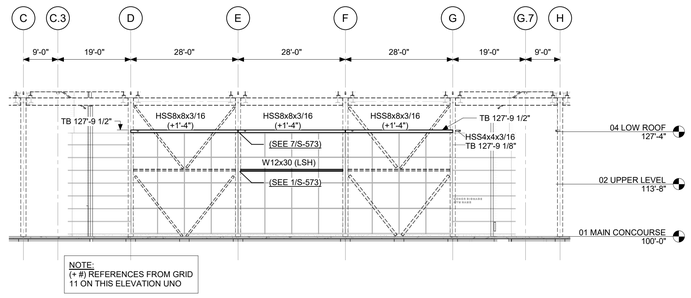

1 CLADDING ELEVATION - PRACTICE GYM WALL
SCALE: 1/16" = 1'-0"

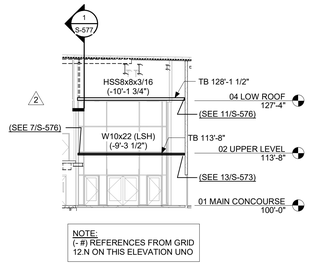

2 CLADDING ELEV. - NE VESTIBULE
SCALE: 1/16" = 1'-0"

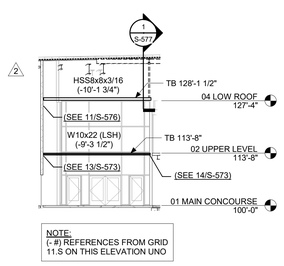

3 CLADDING ELEV. - SE VESTIBULE
SCALE: 1/16" = 1'-0"

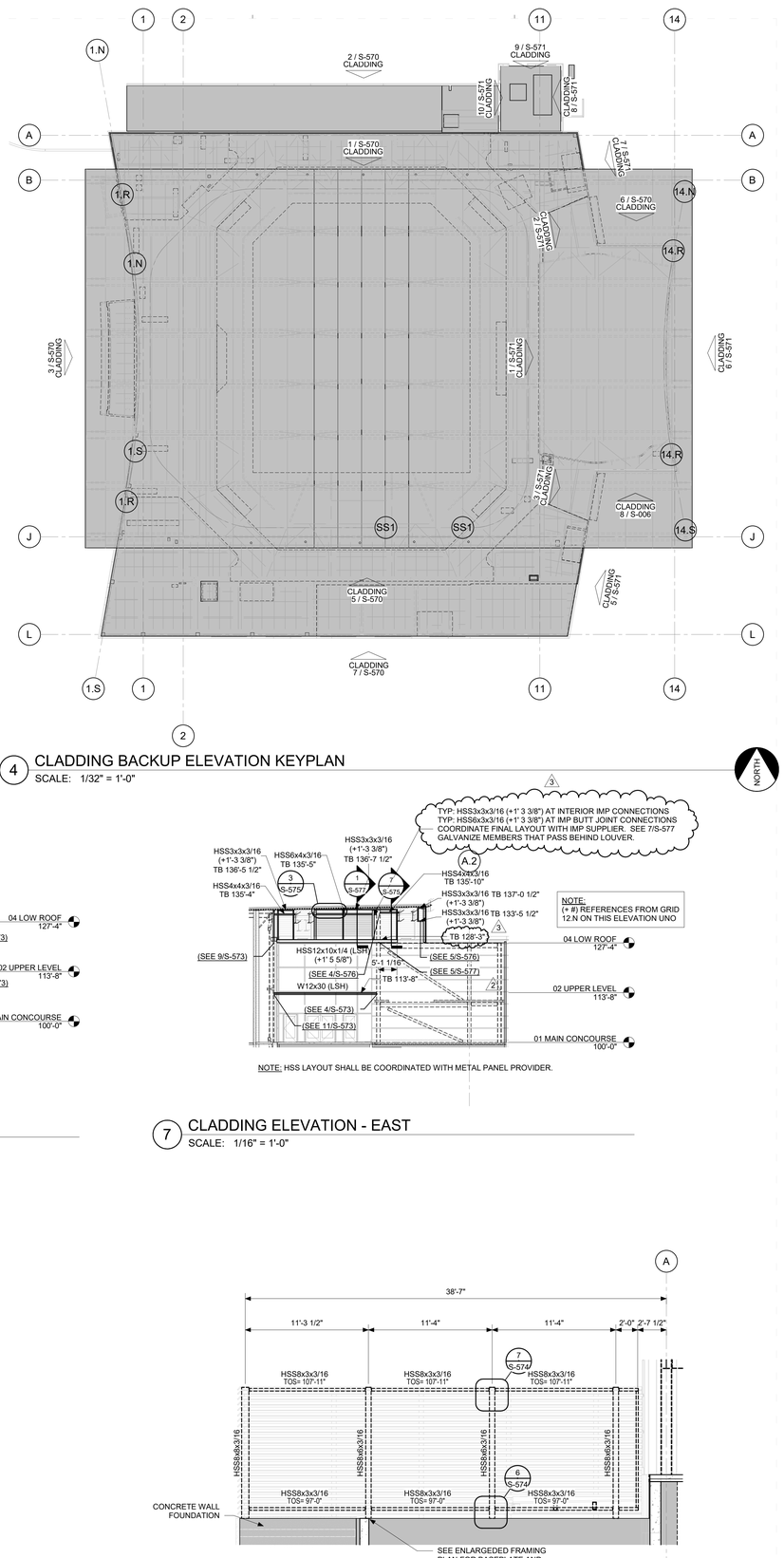

4 CLADDING BACKUP ELEVATION KEYPLAN
SCALE: 1/32" = 1'-0"

NORTH

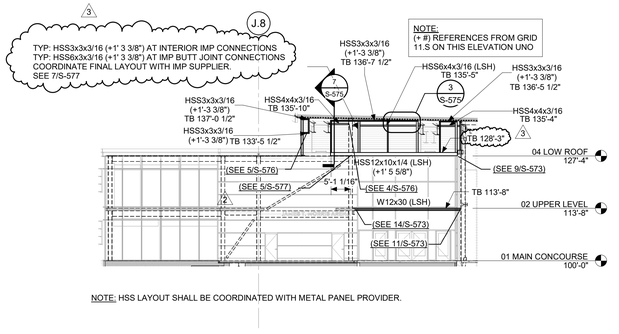

5 CLADDING ELEVATION - EAST
SCALE: 1/16" = 1'-0"

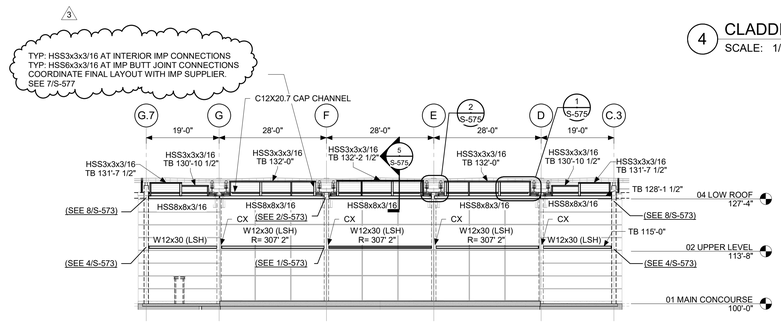

6 CLADDING ELEVATION - EAST
SCALE: 1/16" = 1'-0"

7 CLADDING ELEVATION - EAST
SCALE: 1/16" = 1'-0"

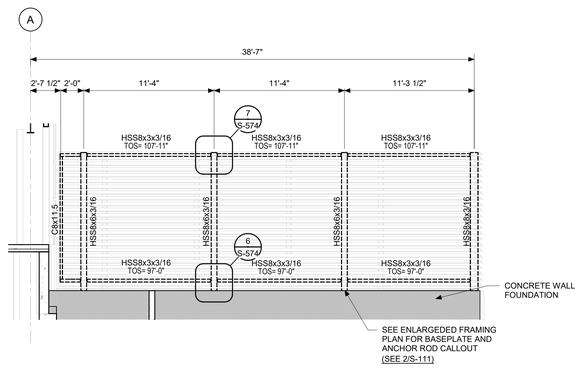

8 SERVICE YARD ELEVATION - EAST
SCALE: 3/16" = 1'-0"

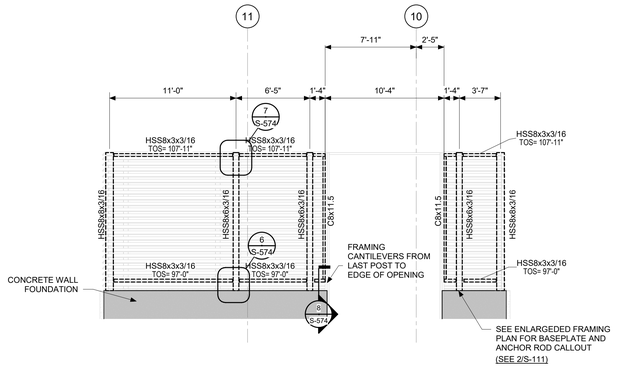

9 SERVICE YARD ELEVATION - NORTH
SCALE: 3/16" = 1'-0"

10 SERVICE YARD ELEVATION - WEST
SCALE: 3/16" = 1'-0"

IN128 - JAMES T. MORRIS ARENA

Ohio St & N Blackford St
Indianapolis, IN 46202

IU Project NO. 20240127

Owner
INDIANA UNIVERSITY BOARD OF TRUSTEES
2901 EAST DISCOVERY PARKWAY
BLOOMINGTON, IN 47408
812-855-1692

Architect
RATIO
101 SOUTH PENNSYLVANIA STREET
INDIANAPOLIS, IN 46204
317-633-4040

Structural Engineer
FINK ROBERTS AND PETRIE, INC.
3535 EAST 96TH STREET
SUITE 126
INDIANAPOLIS, IN 46240
317-872-8400

Mechanical / Electrical
INTROBA
8250 HAVERSTICK ROAD
SUITE 285
INDIANAPOLIS, IN 46240
800-404-7677

Plumbing Engineer
DLZ
138 N. DELAWARE ST
INDIANAPOLIS, IN 46204
317-633-4120

Acoustics / Technology Engineer
WJHW
7220 W. JEFFERSON AVE
SUITE 216
LAKEWOOD, CO 80235
972-934-3700

Civil Engineer
AMERICAN STRUCTUREPOINT, INC.
9025 RIVER ROAD
SUITE 200
INDIANAPOLIS, IN 46240
317-547-5580

Food Service Consultant
CINILITTLE
3405 NW 9TH AVENUE #1202
FORT LAUDERDALE, FL 33309
954-846-9600

Code Consultant
FORZA
2502 WEST MECHANIC ST, SUITE C
HARRISONVILLE, MO 64701
816-806-3729

SEAL | DATE 02/03/25

STEPHEN J. SPITZER REGISTERED No. 10504738 STATE OF INDIANA PROFESSIONAL ENGINEER

SHEET ISSUE

1	Construction Documents	01/13/25
2	Addendum 01	01/27/25
3	Addendum 02	02/03/25

RATIO

COPYRIGHT NOTICE: THIS ARCHITECTURAL AND ENGINEERING DRAWING IS GIVEN IN CONFIDENCE AND SHALL BE USED ONLY PURSUANT TO THE AGREEMENT WITH RATIO. NO OTHER USE, DISSEMINATION OR DUPLICATION MAY BE MADE WITHOUT PRIOR WRITTEN CONSENT OF RATIO. ALL COMMON LAW RIGHTS OF COPYRIGHT AND OTHERWISE ARE HEREBY SPECIFICALLY RESERVED.

PROJECT NO. 23112.000

SHEET TITLE
CLADDING BACKUP ELEVATIONS

SHEET NUMBER
S-571

1/31/2025 12:54:44 PM

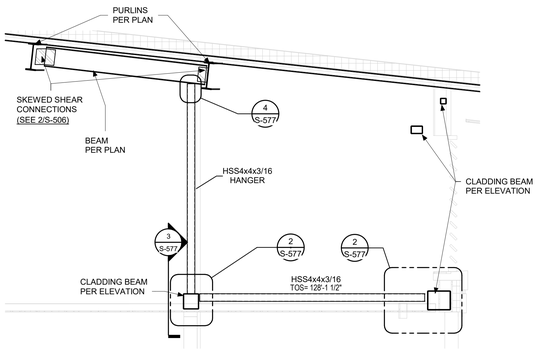

1 CLADDING SECTION AT VESTIBULE
SCALE: 3/8" = 1'-0"

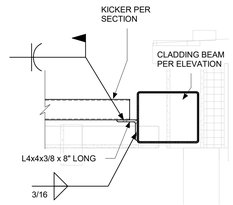

2 CLADDING CONNECTION- HSS KICKER TO HSS
SCALE: 1" = 1'-0"

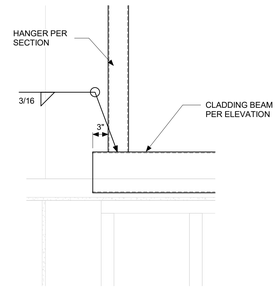

3 CLADDING CONNECTION - HANGER TO HSS
SCALE: 1" = 1'-0"

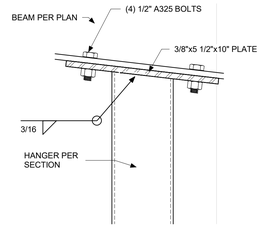

4 CLADDING CONNECTION - HANGER TO WF
SCALE: 3" = 1'-0"

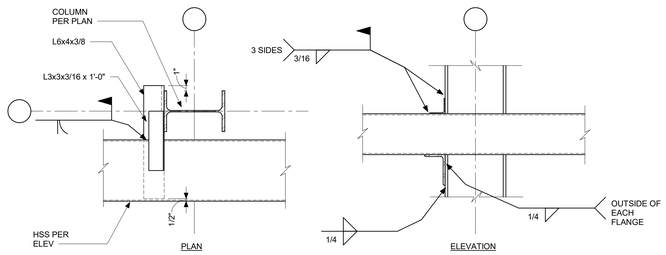

5 TYPICAL CLADDING CONNECTION - HSS TO WF COLUMN
SCALE: 1" = 1'-0"

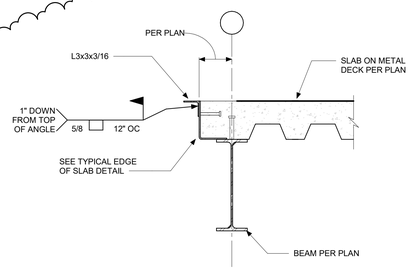

6 CONNECTION OF VERTICAL CLADDING BACKUP MEMBER TO FLOOR BEAM
SCALE: 1" = 1'-0"

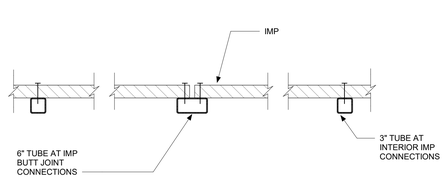

7 TYPICAL IMP BACK UP TUBES
SCALE: 1" = 1'-0"

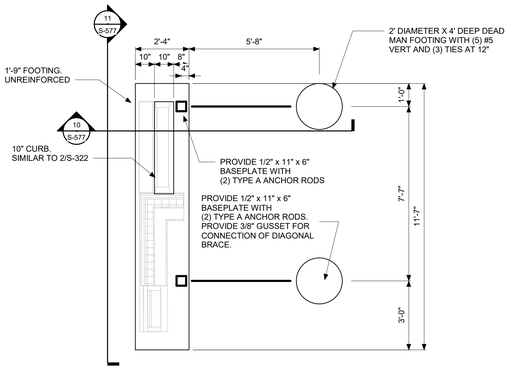

8 MOCKUP FOUNDATION PLAN
SCALE: 3/8" = 1'-0"

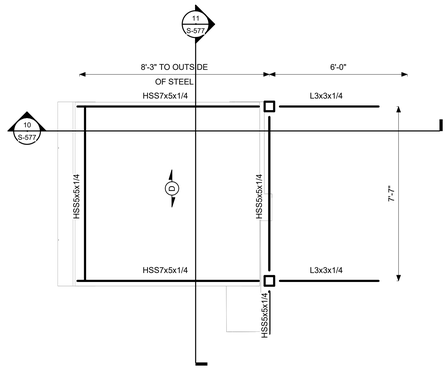

9 MOCKUP FRAMING PLAN
SCALE: 3/8" = 1'-0"

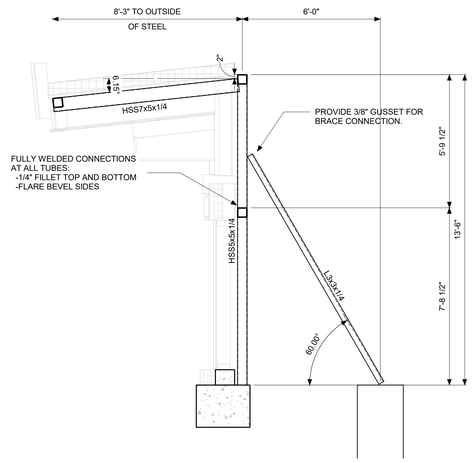

10 MOCKUP SECTION
SCALE: 3/8" = 1'-0"

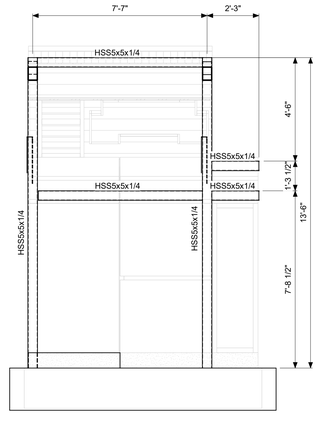

11 MOCKUP ELEVATION
SCALE: 3/8" = 1'-0"

1/31/2025 12:54:47 PM

IN128 - JAMES T. MORRIS ARENA

Ohio St & N Blackford St
Indianapolis, IN 46202

IU Project NO. 20240127

Owner
INDIANA UNIVERSITY BOARD OF TRUSTEES
2901 EAST DISCOVERY PARKWAY
BLOOMINGTON, IN 47408
812-855-1692

Architect
RATIO
101 SOUTH PENNSYLVANIA STREET
INDIANAPOLIS, IN 46204
317-633-4040

Structural Engineer
FINK ROBERTS AND PETRIE, INC.
3535 EAST 96TH STREET
SUITE 126
INDIANAPOLIS, IN 46240
317-872-8400

Mechanical / Electrical
INTROBA
8250 HAVERSTICK ROAD
SUITE 285
INDIANAPOLIS, IN 46240
800-404-7677

Plumbing Engineer
DLZ
138 N. DELAWARE ST
INDIANAPOLIS, IN 46204
317-633-4120

Acoustics / Technology Engineer
WJHW
7220 W. JEFFERSON AVE
SUITE 216
LAKEWOOD, CO 80235
972-934-3700

Civil Engineer
AMERICAN STRUCTUREPOINT, INC.
9025 RIVER ROAD
SUITE 200
INDIANAPOLIS, IN 46240
317-547-5580

Food Service Consultant
CINILITTLE
3405 NW 9TH AVENUE #1202
FORT LAUDERDALE, FL 33309
954-846-9600

Code Consultant
FORZA
2502 WEST MECHANIC ST, SUITE C
HARRISONVILLE, MO 64701
816-806-3729

SEAL | DATE 02/03/25

STEPHEN J. SPITZER REGISTERED No. 10504738 STATE OF INDIANA PROFESSIONAL ENGINEER

SHEET ISSUE

1	Construction Documents	01/13/25
2	Addendum 01	01/27/25
3	Addendum 02	02/03/25

RATIO

COPYRIGHT NOTICE: THIS ARCHITECTURAL AND ENGINEERING DRAWING IS GIVEN IN CONFIDENCE AND SHALL BE USED ONLY PURSUANT TO THE AGREEMENT WITH RATIO. NO OTHER USE, DISSEMINATION OR DUPLICATION MAY BE MADE WITHOUT PRIOR WRITTEN CONSENT OF RATIO. ALL COMMON LAW RIGHTS OF COPYRIGHT AND OTHERWISE ARE HEREBY SPECIFICALLY RESERVED.

PROJECT NO. 23112.000

SHEET TITLE
CLADDING BACKUP CONNECTION DETAILS

SHEET NUMBER 2
S-577

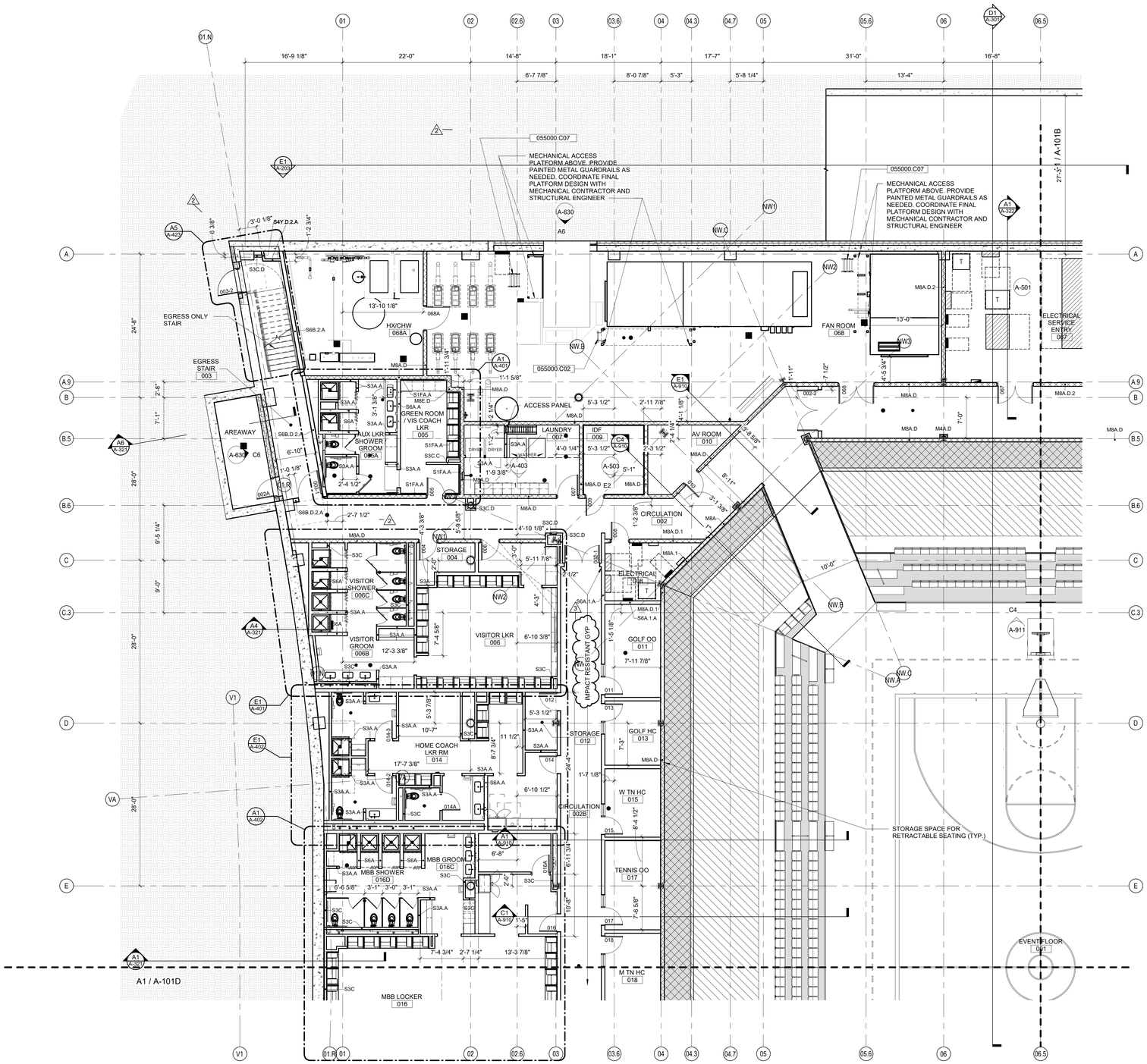

A1 A-101A **EVENT LEVEL FLOOR PLAN**

1/8" = 1'-0"

KEYNOTES (SPEC BASED)

061600.A00

055000.C02	STEEL LADDER
055000.C07	METAL SHIPS LADDER

A. FOR ALL PRIMARY STRUCTURAL COLUMNS IN THE OPEN AREAS OF THE CONCOURSE AND SEATING BOWL VOLUME. REFER TO LIFE SAFETY PLANS FOR FIRE PROTECTION STRATEGY
B. ALL OTHER PRIMARY STRUCTURAL COLUMNS TO BE 2-HR FIRE RATED WITH SPRAY APPLIED FIRE-PROOFING UNLESS NOTED OTHERWISE.

GENERAL FLOOR PLAN NOTES

IN128 - JAMES T. MORRIS ARENA

Ohio St & N Blackford St
Indianapolis, IN 46202

IU Project NO. 20240127

Owner
INDIANA UNIVERSITY BOARD OF TRUSTEES
2901 EAST DISCOVERY PARKWAY
BLOOMINGTON, IN 47408
812-855-1692

Architect
RATIO
101 SOUTH PENNSYLVANIA STREET
INDIANAPOLIS, IN 46204
317-633-4040

Structural Engineer
FINK ROBERTS AND PETRIE, INC.
3535 EAST 96TH STREET
SUITE 126
INDIANAPOLIS, IN 46240
317-872-8400

Mechanical / Electrical
INTROBA
8250 HAVERSTICK ROAD
SUITE 285
INDIANAPOLIS, IN 46240
800-404-7677

Plumbing Engineer
DLZ
138 N. DELAWARE ST
INDIANAPOLIS, IN 46204
317-633-4120

Acoustics / Technology Engineer
WJHW
7220 W. JEFFERSON AVE
SUITE 216
LAKEWOOD, CO 80235
972-934-3700

Civil Engineer
AMERICAN STRUCTUREPOINT, INC.
9025 RIVER ROAD
SUITE 200
INDIANAPOLIS, IN 46240
317-547-5580

Food Service Consultant
CINILITTLE
3405 NW 9TH AVENUE #1202
FORT LAUDERDALE, FL 33309
954-846-9600

Code Consultant
FORZA
2502 WEST MECHANIC ST, SUITE C
HARRISONVILLE, MO 64701
816-806-3729

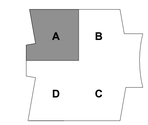

KEY PLAN

SEAL | DATE 02/03/25



SHEET ISSUE

1	CONSTRUCTION DOCUMENTS	01/13/25
2	ADDENDUM 01	01/27/25
3	ADDENDUM 02	02/03/25

COPYRIGHT NOTICE: THIS ARCHITECTURAL AND ENGINEERING DRAWING IS GIVEN IN CONFIDENCE AND SHALL BE USED ONLY PURSUANT TO THE AGREEMENT WITH RATIO. NO OTHER USE, DISSEMINATION OR DUPLICATION MAY BE MADE WITHOUT PRIOR WRITTEN CONSENT OF RATIO. ALL COMMON LAW RIGHTS OF COPYRIGHT AND OTHERWISE ARE HEREBY SPECIFICALLY RESERVED.

PROJECT NO. 23112.000

SHEET TITLE
EVENT FLOOR PLAN - AREA A

SHEET NUMBER
A-101A

2/3/2025 10:43:20 AM

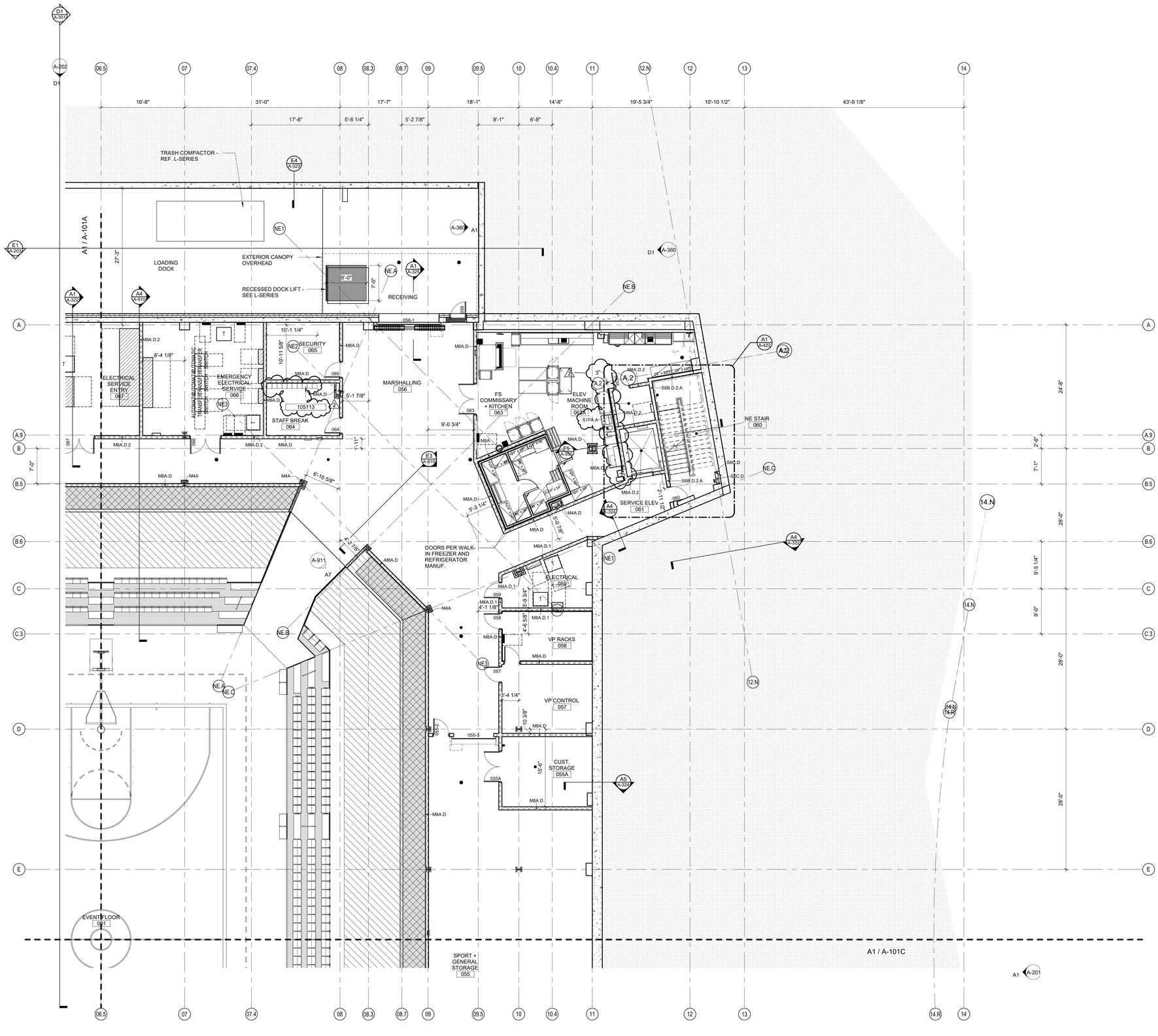

KEYNOTES (SPEC BASED)

061600.A00

105113	METAL LOCKERS

A. FOR ALL PRIMARY STRUCTURAL COLUMNS IN THE OPEN AREAS OF THE CONCOURSE AND SEATING BOWL VOLUME, REFER TO LIFE SAFETY PLANS FOR FIRE PROTECTION STRATEGY
B. ALL OTHER PRIMARY STRUCTURAL COLUMNS TO BE 2-HR FIRE RATED WITH SPRAY APPLIED FIRE-PROOFING UNLESS NOTED OTHERWISE.

GENERAL FLOOR PLAN NOTES

IN128 - JAMES T. MORRIS ARENA

Ohio St & N Blackford St
Indianapolis, IN 46202

IU Project NO. 20240127

Owner
INDIANA UNIVERSITY BOARD OF TRUSTEES
2901 EAST DISCOVERY PARKWAY
BLOOMINGTON, IN 47408
812-855-1692

Architect
RATIO
101 SOUTH PENNSYLVANIA STREET
INDIANAPOLIS, IN 46204
317-633-4040

Structural Engineer
FINK ROBERTS AND PETRIE, INC.
3535 EAST 96TH STREET
SUITE 126
INDIANAPOLIS, IN 46240
317-872-8400

Mechanical / Electrical
INTROBA
8250 HAVERSTICK ROAD
SUITE 285
INDIANAPOLIS, IN 46240
800-404-7677

Plumbing Engineer
DLZ
138 N. DELAWARE ST
INDIANAPOLIS, IN 46204
317-633-4120

Acoustics / Technology Engineer
WJHW
7220 W. JEFFERSON AVE
SUITE 216
LAKEWOOD, CO 80235
972-934-3700

Civil Engineer
AMERICAN STRUCTUREPOINT, INC.
9025 RIVER ROAD
SUITE 200
INDIANAPOLIS, IN 46240
317-547-5580

Food Service Consultant
CINILITTLE
3405 NW 9TH AVENUE #1202
FORT LAUDERDALE, FL 33309
954-846-9600

Code Consultant
FORZA
2502 WEST MECHANIC ST, SUITE C
HARRISONVILLE, MO 64701
816-806-3729

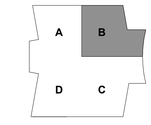

KEY PLAN

SEAL | DATE 02/03/25

WILLIAM A. BROWNE, JR. REGISTERED No. AR00034154 STATE OF INDIANA ARCHITECT

SHEET ISSUE

1	CONSTRUCTION DOCUMENTS	01/13/25
2	ADDENDUM 02	02/03/25

COPYRIGHT NOTICE: THIS ARCHITECTURAL AND ENGINEERING DRAWING IS GIVEN IN CONFIDENCE AND SHALL BE USED ONLY PURSUANT TO THE AGREEMENT WITH RATIO. IT SHALL NOT BE LOANED, COPIED OR DUPLICATION MAY BE MADE WITHOUT PRIOR WRITTEN CONSENT OF RATIO. ALL COMMON LAW RIGHTS OF COPYRIGHT AND OTHERWISE ARE HEREBY SPECIFICALLY RESERVED.

PROJECT NO. 23112.000

SHEET TITLE
EVENT FLOOR PLAN - AREA B

SHEET NUMBER
A-101B

A1 A-101B
EVENT LEVEL FLOOR PLAN
1/8" = 1'-0"

2/2/2025 10:54:02 PM

KEYNOTES (SPEC BASED)

061600.A00

A. FOR ALL PRIMARY STRUCTURAL COLUMNS IN THE OPEN AREAS OF THE CONCOURSE AND SEATING BOWL VOLUME, REFER TO LIFE SAFETY PLANS FOR FIRE PROTECTION STRATEGY
B. ALL OTHER PRIMARY STRUCTURAL COLUMNS TO BE 2-HR FIRE RATED WITH SPRAY APPLIED FIRE-PROOFING UNLESS NOTED OTHERWISE.

GENERAL FLOOR PLAN NOTES

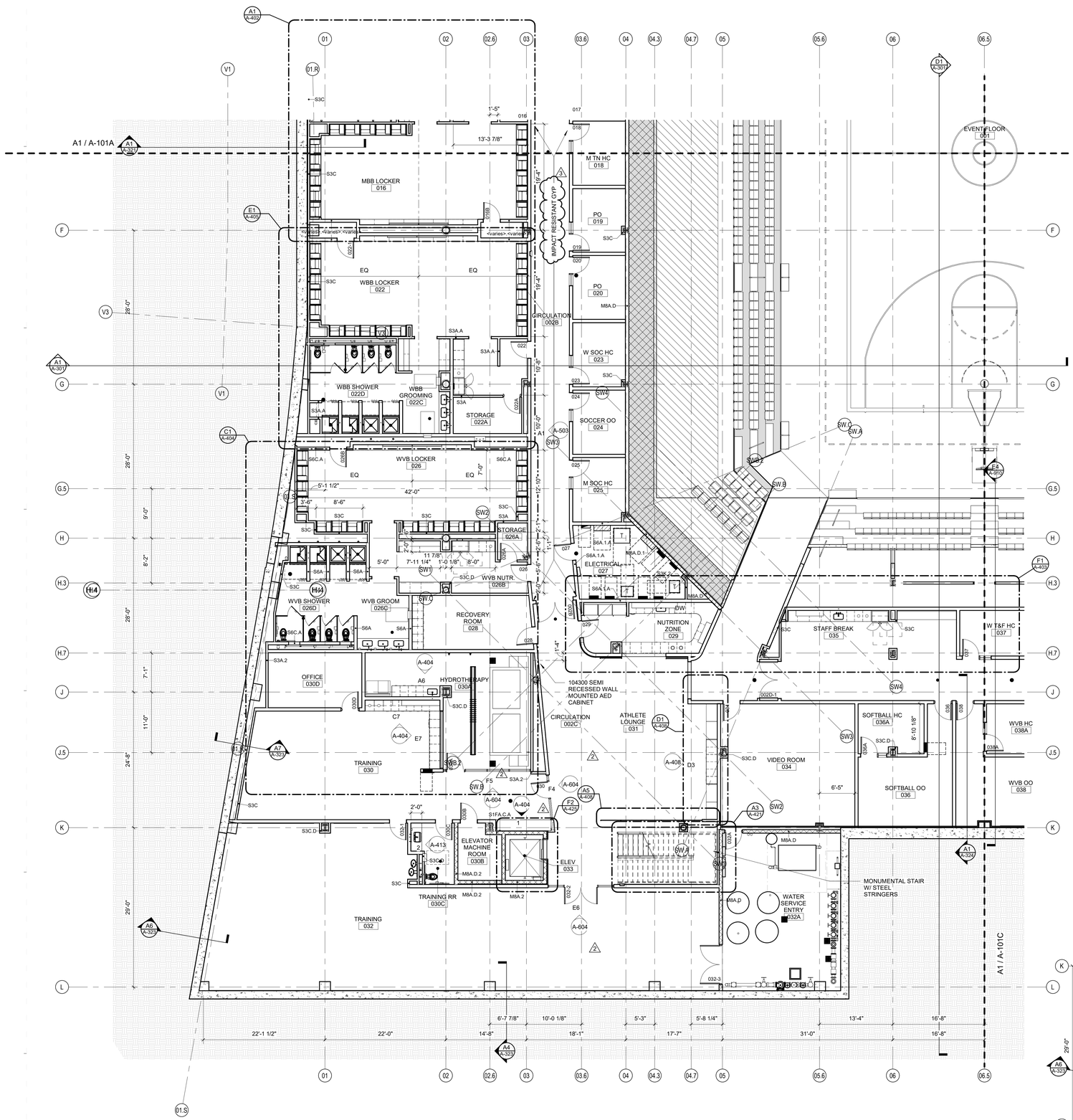

A1 EVENT LEVEL FLOOR PLAN
1/8" = 1'-0"

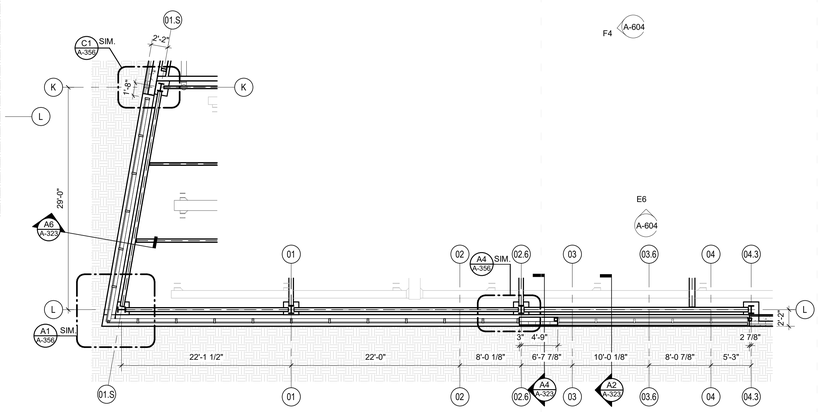

A6 EVENT LEVEL CLERESTORY PLAN
1/8" = 1'-0"

IN128 - JAMES T. MORRIS ARENA

Ohio St & N Blackford St
Indianapolis, IN 46202

IU Project NO. 20240127

Owner
INDIANA UNIVERSITY BOARD OF TRUSTEES
2901 EAST DISCOVERY PARKWAY
BLOOMINGTON, IN 47408
812-855-1692

Architect
RATIO
101 SOUTH PENNSYLVANIA STREET
INDIANAPOLIS, IN 46204
317-633-4040

Structural Engineer
FINK ROBERTS AND PETRIE, INC.
3535 EAST 96TH STREET
SUITE 126
INDIANAPOLIS, IN 46240
317-872-8400

Mechanical / Electrical
INTROBA
8250 HAVERSTICK ROAD
SUITE 285
INDIANAPOLIS, IN 46240
800-404-7677

Plumbing Engineer
DLZ
138 N. DELAWARE ST
INDIANAPOLIS, IN 46204
317-633-4120

Acoustics / Technology Engineer
WJHW
7220 W. JEFFERSON AVE
SUITE 216
LAKEWOOD, CO 80235
972-934-3700

Civil Engineer
AMERICAN STRUCTUREPOINT, INC.
9025 RIVER ROAD
SUITE 200
INDIANAPOLIS, IN 46240
317-547-5580

Food Service Consultant
CINILITTLE
3405 NW 9TH AVENUE #1202
FORT LAUDERDALE, FL 33309
954-846-9600

Code Consultant
FORZA
2502 WEST MECHANIC ST, SUITE C
HARRISONVILLE, MO 64701
816-806-3729

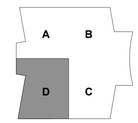

KEY PLAN

SEAL | DATE 02/03/25



SHEET ISSUE

1	CONSTRUCTION DOCUMENTS	01/13/25
2	ADDENDUM 01	01/27/25
3	ADDENDUM 02	02/03/25

RATIO

COPYRIGHT NOTICE: THIS ARCHITECTURAL AND ENGINEERING DRAWING IS GIVEN IN CONFIDENCE AND SHALL BE USED ONLY PURSUANT TO THE AGREEMENT WITH RATIO. NO OTHER USE, DISSEMINATION OR DUPLICATION MAY BE MADE WITHOUT PRIOR WRITTEN CONSENT OF RATIO. ALL COMMON LAW RIGHTS OF COPYRIGHT AND OTHERWISE ARE HEREBY SPECIFICALLY RESERVED.

PROJECT NO. 23112.000

SHEET TITLE
EVENT FLOOR PLAN - AREA D

SHEET NUMBER
A-101D

2/3/2025 10:43:38 AM

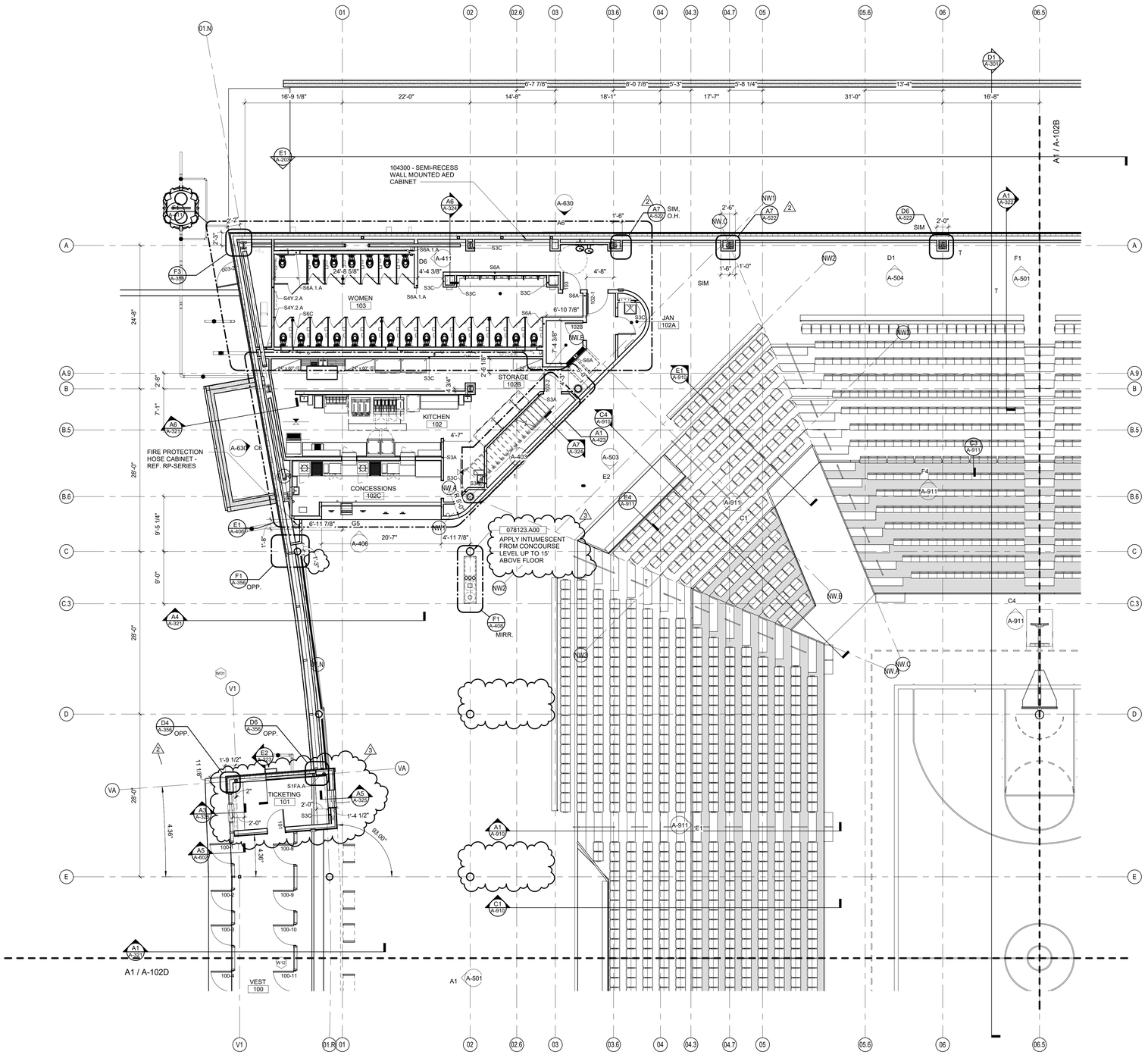

A1 A-102A **CONCOURSE LEVEL FLOOR PLAN - AREA A**

1/8" = 1'-0"

KEYNOTES (SPEC BASED)

061600.A00

078123.A00	INTUMESCENT FIREPROOFING

A. FOR ALL PRIMARY STRUCTURAL COLUMNS IN THE OPEN AREAS OF THE CONCOURSE AND SEATING BOWL VOLUME, REFER TO LIFE SAFETY PLANS FOR FIRE PROTECTION STRATEGY
B. ALL OTHER PRIMARY STRUCTURAL COLUMNS TO BE 2-HR FIRE RATED WITH SPRAY APPLIED FIRE-PROOFING UNLESS NOTED OTHERWISE.

GENERAL FLOOR PLAN NOTES

IN128 - JAMES T. MORRIS ARENA

Ohio St & N Blackford St
Indianapolis, IN 46202

IU Project NO. 20240127

Owner
INDIANA UNIVERSITY BOARD OF TRUSTEES
2901 EAST DISCOVERY PARKWAY
BLOOMINGTON, IN 47408
812-855-1692

Architect
RATIO
101 SOUTH PENNSYLVANIA STREET
INDIANAPOLIS, IN 46204
317-633-4040

Structural Engineer
FINK ROBERTS AND PETRIE, INC.
3535 EAST 96TH STREET
SUITE 126
INDIANAPOLIS, IN 46240
317-872-8400

Mechanical / Electrical
INTROBA
8250 HAVERSTICK ROAD
SUITE 285
INDIANAPOLIS, IN 46240
800-404-7677

Plumbing Engineer
DLZ
138 N. DELAWARE ST
INDIANAPOLIS, IN 46204
317-633-4120

Acoustics / Technology Engineer
WJHW
7220 W. JEFFERSON AVE
SUITE 216
LAKEWOOD, CO 80235
972-934-3700

Civil Engineer
AMERICAN STRUCTUREPOINT, INC.
9025 RIVER ROAD
SUITE 200
INDIANAPOLIS, IN 46240
317-547-5580

Food Service Consultant
CINILITTLE
3405 NW 9TH AVENUE #1202
FORT LAUDERDALE, FL 33309
954-846-9600

Code Consultant
FORZA
2502 WEST MECHANIC ST, SUITE C
HARRISONVILLE, MO 64701
816-806-3729

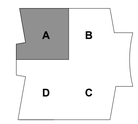

KEY PLAN

SEAL | DATE 02/03/25



SHEET ISSUE

1	CONSTRUCTION DOCUMENTS	01/13/25
2	ADDENDUM 01	01/27/25
3	ADDENDUM 02	02/03/25

RATIO

COPYRIGHT NOTICE: THIS ARCHITECTURAL AND ENGINEERING DRAWING IS GIVEN IN CONFIDENCE AND SHALL BE USED ONLY PURSUANT TO THE AGREEMENT WITH RATIO. NO OTHER USE, DISSEMINATION OR DUPLICATION MAY BE MADE WITHOUT PRIOR WRITTEN CONSENT OF RATIO. ALL COMMON LAW RIGHTS OF COPYRIGHT AND OTHERWISE ARE HEREBY SPECIFICALLY RESERVED.

PROJECT NO. 23112.000

SHEET TITLE
CONCOURSE FLOOR PLAN - AREA A

SHEET NUMBER
A-102A

2/3/2025 12:18:22 AM

KEYNOTES (SPEC BASED)

061600.A00

055000.C07	METAL SHIPS LADDER
078123.A00	INTUMESCENT FIREPROOFING

A. FOR ALL PRIMARY STRUCTURAL COLUMNS IN THE OPEN AREAS OF THE CONCOURSE AND SEATING BOWL VOLUME, REFER TO LIFE SAFETY PLANS FOR FIRE PROTECTION STRATEGY
B. ALL OTHER PRIMARY STRUCTURAL COLUMNS TO BE 2-HR FIRE RATED WITH SPRAY APPLIED FIRE-PROOFING UNLESS NOTED OTHERWISE.

GENERAL FLOOR PLAN NOTES

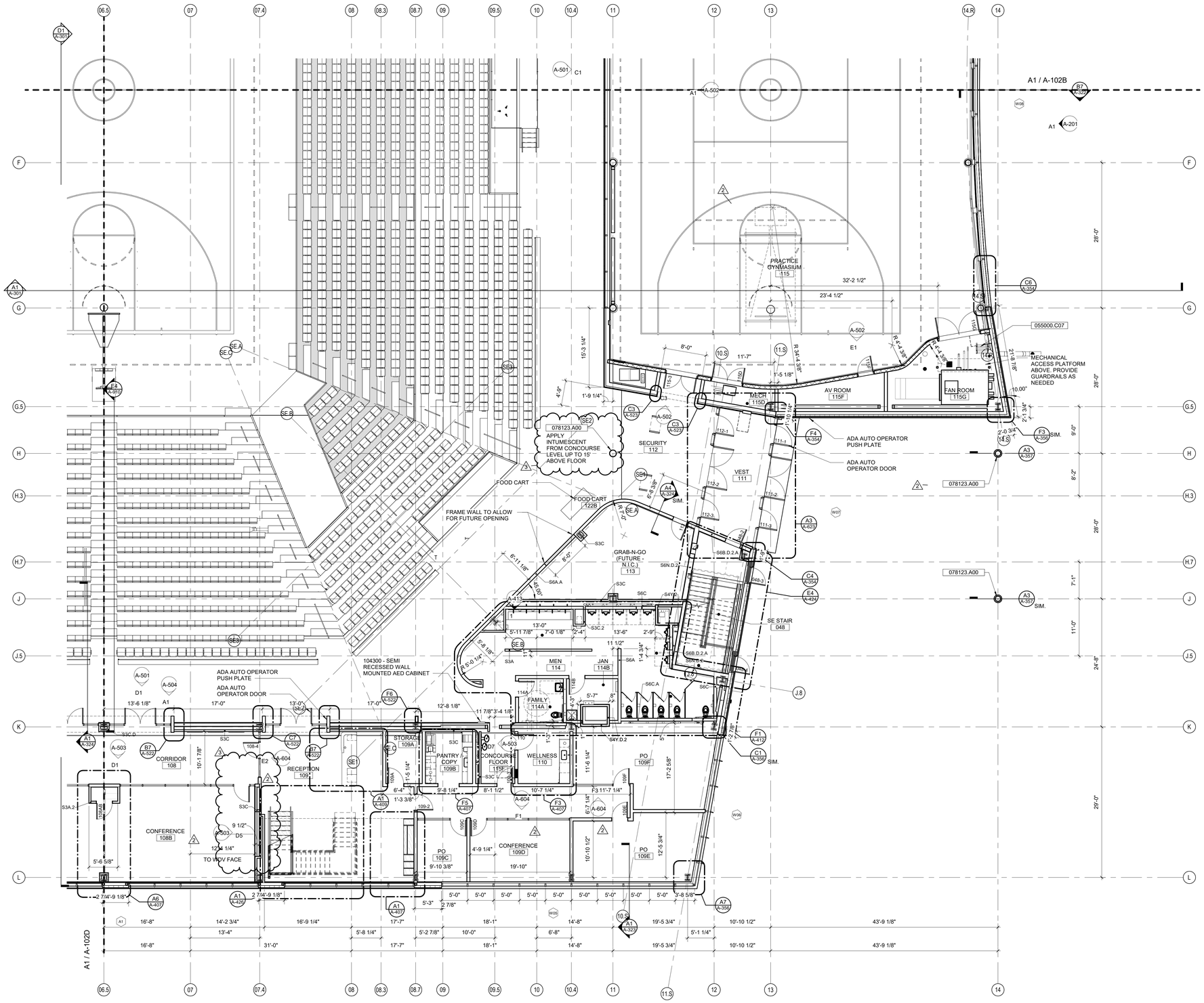

A1 / A-102C **CONCOURSE LEVEL FLOOR PLAN - AREA C**
1/8" = 1'-0"

IN128 - JAMES T. MORRIS ARENA

Ohio St & N Blackford St
Indianapolis, IN 46202

IU Project NO. 20240127

Owner
INDIANA UNIVERSITY BOARD OF TRUSTEES
2901 EAST DISCOVERY PARKWAY
BLOOMINGTON, IN 47408
812-855-1692

Architect
RATIO
101 SOUTH PENNSYLVANIA STREET
INDIANAPOLIS, IN 46204
317-633-4040

Structural Engineer
FINK ROBERTS AND PETRIE, INC.
3535 EAST 96TH STREET
SUITE 126
INDIANAPOLIS, IN 46240
317-872-8400

Mechanical / Electrical
INTROBA
8250 HAVERSTICK ROAD
SUITE 285
INDIANAPOLIS, IN 46240
800-404-7677

Plumbing Engineer
DLZ
138 N. DELAWARE ST
INDIANAPOLIS, IN 46204
317-633-4120

Acoustics / Technology Engineer
WJHW
7220 W. JEFFERSON AVE
SUITE 216
LAKEWOOD, CO 80235
972-934-3700

Civil Engineer
AMERICAN STRUCTUREPOINT, INC.
9025 RIVER ROAD
SUITE 200
INDIANAPOLIS, IN 46240
317-547-5580

Food Service Consultant
CINILITTLE
3405 NW 9TH AVENUE #1202
FORT LAUDERDALE, FL 33309
954-846-9600

Code Consultant
FORZA
2502 WEST MECHANIC ST, SUITE C
HARRISONVILLE, MO 64701
816-806-3729

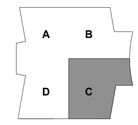

KEY PLAN

SEAL | DATE 02/03/25



SHEET ISSUE

1	CONSTRUCTION DOCUMENTS	01/13/25
2	ADDENDUM 01	01/27/25
3	ADDENDUM 02	02/03/25

RATIO

COPYRIGHT NOTICE: THIS ARCHITECTURAL AND ENGINEERING DRAWING IS GIVEN IN CONFIDENCE AND SHALL BE USED ONLY PURSUANT TO THE AGREEMENT WITH RATIO. NO OTHER USE, DISSEMINATION OR DUPLICATION MAY BE MADE WITHOUT PRIOR WRITTEN CONSENT OF RATIO. ALL COMMON LAW RIGHTS OF COPYRIGHT AND OTHERWISE ARE HEREBY SPECIFICALLY RESERVED.

PROJECT NO. 23112.000

SHEET TITLE
CONCOURSE FLOOR PLAN - AREA C

SHEET NUMBER
A-102C

2/2/2025 10:54:19 PM

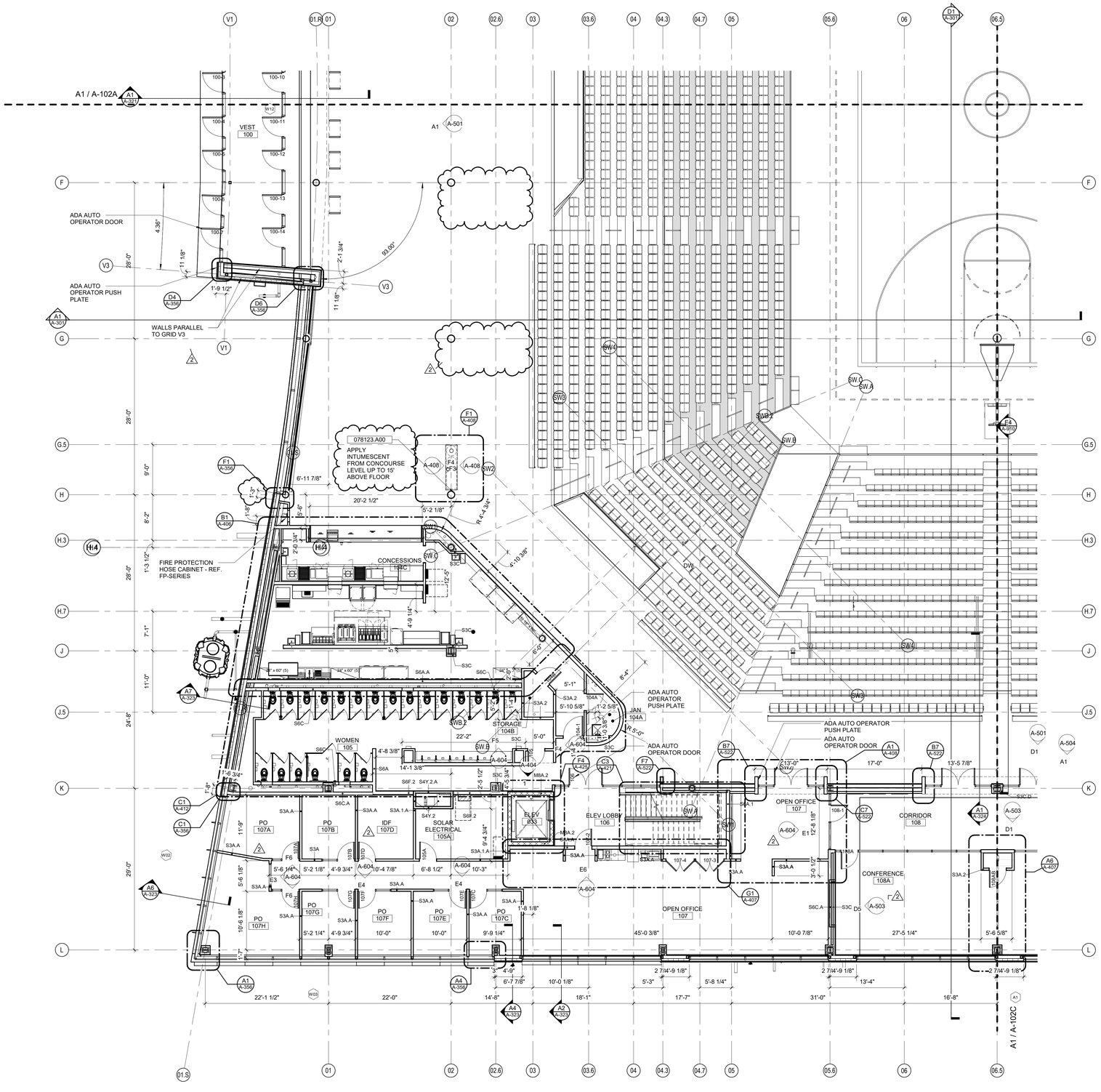

CONCOURSE LEVEL FLOOR PLAN - AREA D

1/8" = 1'-0"

KEYNOTES (SPEC BASED)

061600.A00

078123.A00	INTUMESCENT FIREPROOFING

A. FOR ALL PRIMARY STRUCTURAL COLUMNS IN THE OPEN AREAS OF THE CONCOURSE AND SEATING BOWL VOLUME, REFER TO LIFE SAFETY PLANS FOR FIRE PROTECTION STRATEGY
B. ALL OTHER PRIMARY STRUCTURAL COLUMNS TO BE 2-HR FIRE RATED WITH SPRAY APPLIED FIRE-PROOFING UNLESS NOTED OTHERWISE.

GENERAL FLOOR PLAN NOTES

IN128 - JAMES T. MORRIS ARENA

Ohio St & N Blackford St
Indianapolis, IN 46202

IU Project NO. 20240127

Owner
INDIANA UNIVERSITY BOARD OF TRUSTEES
2901 EAST DISCOVERY PARKWAY
BLOOMINGTON, IN 47408
812-855-1692

Architect
RATIO
101 SOUTH PENNSYLVANIA STREET
INDIANAPOLIS, IN 46204
317-633-4040

Structural Engineer
FINK ROBERTS AND PETRIE, INC.
3535 EAST 96TH STREET
SUITE 126
INDIANAPOLIS, IN 46240
317-872-8400

Mechanical / Electrical
INTROBA
8250 HAVERSTICK ROAD
SUITE 285
INDIANAPOLIS, IN 46240
800-404-7677

Plumbing Engineer
DLZ
138 N. DELAWARE ST
INDIANAPOLIS, IN 46204
317-633-4120

Acoustics / Technology Engineer
WJHW
7220 W. JEFFERSON AVE
SUITE 216
LAKEWOOD, CO 80235
972-934-3700

Civil Engineer
AMERICAN STRUCTUREPOINT, INC.
9025 RIVER ROAD
SUITE 200
INDIANAPOLIS, IN 46240
317-547-5580

Food Service Consultant
CINILITTLE
3405 NW 9TH AVENUE #1202
FORT LAUDERDALE, FL 33309
954-846-9600

Code Consultant
FORZA
2502 WEST MECHANIC ST, SUITE C
HARRISONVILLE, MO 64701
816-806-3729

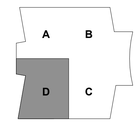

KEY PLAN

SEAL | DATE 02/03/25

WILLIAM A. BROWNING, JR. REGISTERED No. AR00034154 STATE OF INDIANA ARCHITECT

SHEET ISSUE

1	CONSTRUCTION DOCUMENTS	01/13/25
2	ADDENDUM 01	01/27/25
3	ADDENDUM 02	02/03/25

COPYRIGHT NOTICE: THIS ARCHITECTURAL AND ENGINEERING DRAWING IS GIVEN IN CONFIDENCE AND SHALL BE USED ONLY PURSUANT TO THE AGREEMENT WITH RATIO. NO OTHER USE, DISSEMINATION OR DUPLICATION MAY BE MADE WITHOUT PRIOR WRITTEN CONSENT OF RATIO. ALL COMMON LAW RIGHTS OF COPYRIGHT AND OTHERWISE ARE HEREBY SPECIFICALLY RESERVED.

PROJECT NO. 23112.000

SHEET TITLE
CONCOURSE FLOOR PLAN - AREA D

SHEET NUMBER
A-102D

2/2/2025 10:54:25 PM

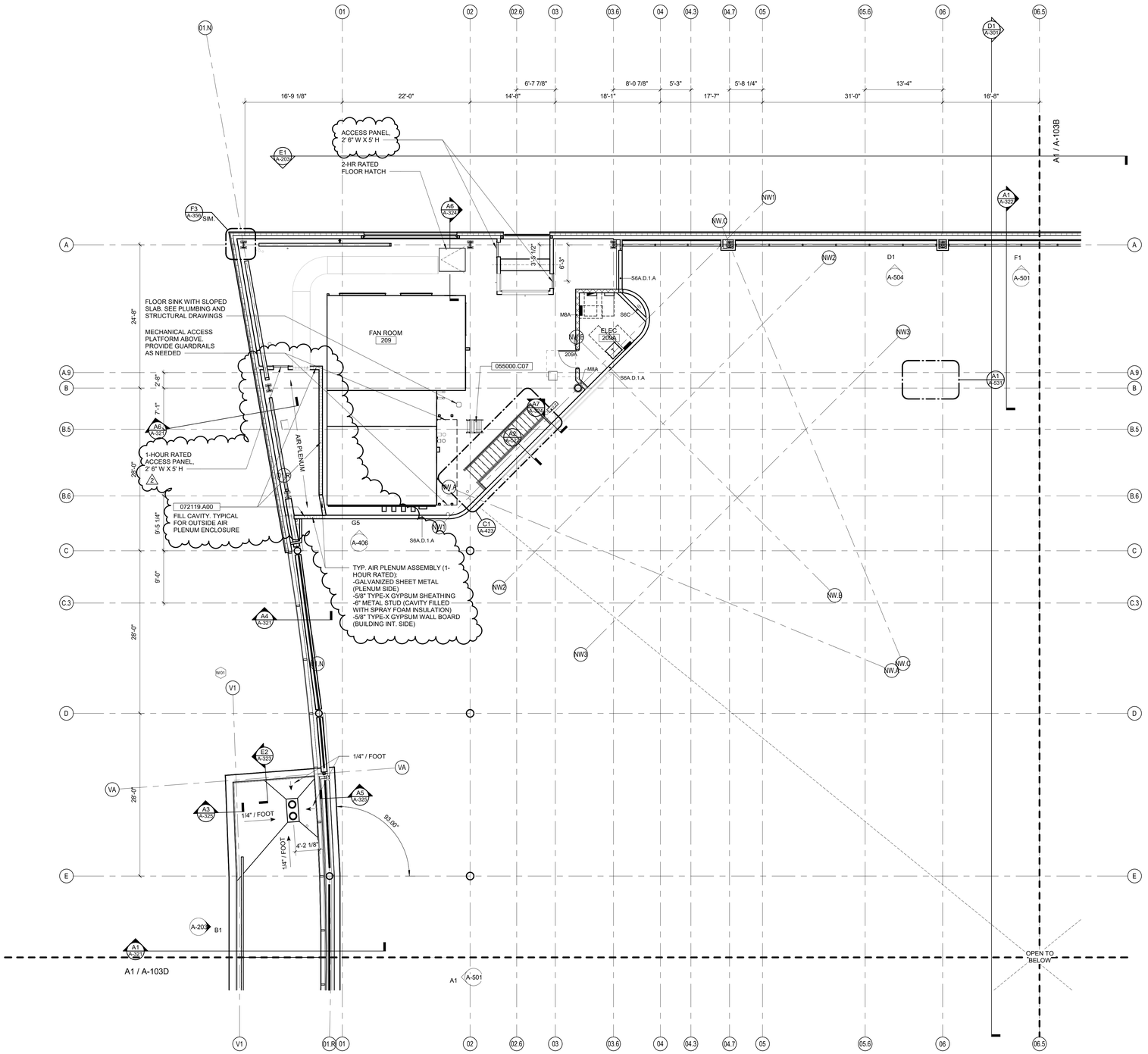

A1 A-103A **CONCOURSE FLOOR PLAN - AREA A**

1/8" = 1'-0"

KEYNOTES (SPEC BASED)

061600.A00

055000.C07	METAL SHIPS LADDER
072119.A00	FOAMED-IN-PLACE INSULATION

A. FOR ALL PRIMARY STRUCTURAL COLUMNS IN THE OPEN AREAS OF THE CONCOURSE AND SEATING BOWL VOLUME, REFER TO LIFE SAFETY PLANS FOR FIRE PROTECTION STRATEGY
B. ALL OTHER PRIMARY STRUCTURAL COLUMNS TO BE 2-HR FIRE RATED WITH SPRAY APPLIED FIRE-PROOFING UNLESS NOTED OTHERWISE.

GENERAL FLOOR PLAN NOTES

IN128 - JAMES T. MORRIS ARENA

Ohio St & N Blackford St
Indianapolis, IN 46202

IU Project NO. 20240127

Owner
INDIANA UNIVERSITY BOARD OF TRUSTEES
2901 EAST DISCOVERY PARKWAY
BLOOMINGTON, IN 47408
812-855-1692

Architect
RATIO
101 SOUTH PENNSYLVANIA STREET
INDIANAPOLIS, IN 46204
317-633-4040

Structural Engineer
FINK ROBERTS AND PETRIE, INC.
3535 EAST 96TH STREET
SUITE 126
INDIANAPOLIS, IN 46240
317-872-8400

Mechanical / Electrical
INTROBA
8250 HAVERSTICK ROAD
SUITE 285
INDIANAPOLIS, IN 46240
800-404-7677

Plumbing Engineer
DLZ
138 N. DELAWARE ST
INDIANAPOLIS, IN 46204
317-633-4120

Acoustics / Technology Engineer
WJHW
7220 W. JEFFERSON AVE
SUITE 216
LAKEWOOD, CO 80235
972-934-3700

Civil Engineer
AMERICAN STRUCTUREPOINT, INC.
9025 RIVER ROAD
SUITE 200
INDIANAPOLIS, IN 46240
317-547-5580

Food Service Consultant
CINILITTLE
3405 NW 9TH AVENUE #1202
FORT LAUDERDALE, FL 33309
954-846-9600

Code Consultant
FORZA
2502 WEST MECHANIC ST, SUITE C
HARRISONVILLE, MO 64701
816-806-3729

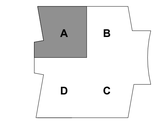

KEY PLAN

SEAL | DATE 02/03/25



SHEET ISSUE

1	CONSTRUCTION DOCUMENTS	01/13/25
2	ADDENDUM 02	02/03/25

COPYRIGHT NOTICE: THIS ARCHITECTURAL AND ENGINEERING DRAWING IS GIVEN IN CONFIDENCE AND SHALL BE USED ONLY PURSUANT TO THE AGREEMENT WITH RATIO. NO OTHER USE, DISSEMINATION OR DUPLICATION MAY BE MADE WITHOUT PRIOR WRITTEN CONSENT OF RATIO. ALL COMMON LAW RIGHTS OF COPYRIGHT AND OTHERWISE ARE HEREBY SPECIFICALLY RESERVED.

PROJECT NO. 23112.000

SHEET TITLE
UPPER FLOOR PLAN - AREA A

SHEET NUMBER
A-103A

2/3/2025 10:47:40 AM

KEYNOTES (SPEC BASED)

061600.A00

A. FOR ALL PRIMARY STRUCTURAL COLUMNS IN THE OPEN AREAS OF THE CONCOURSE AND SEATING BOWL VOLUME, REFER TO LIFE SAFETY PLANS FOR FIRE PROTECTION STRATEGY
B. ALL OTHER PRIMARY STRUCTURAL COLUMNS TO BE 2-HR FIRE RATED WITH SPRAY APPLIED FIRE-PROOFING UNLESS NOTED OTHERWISE.

GENERAL FLOOR PLAN NOTES

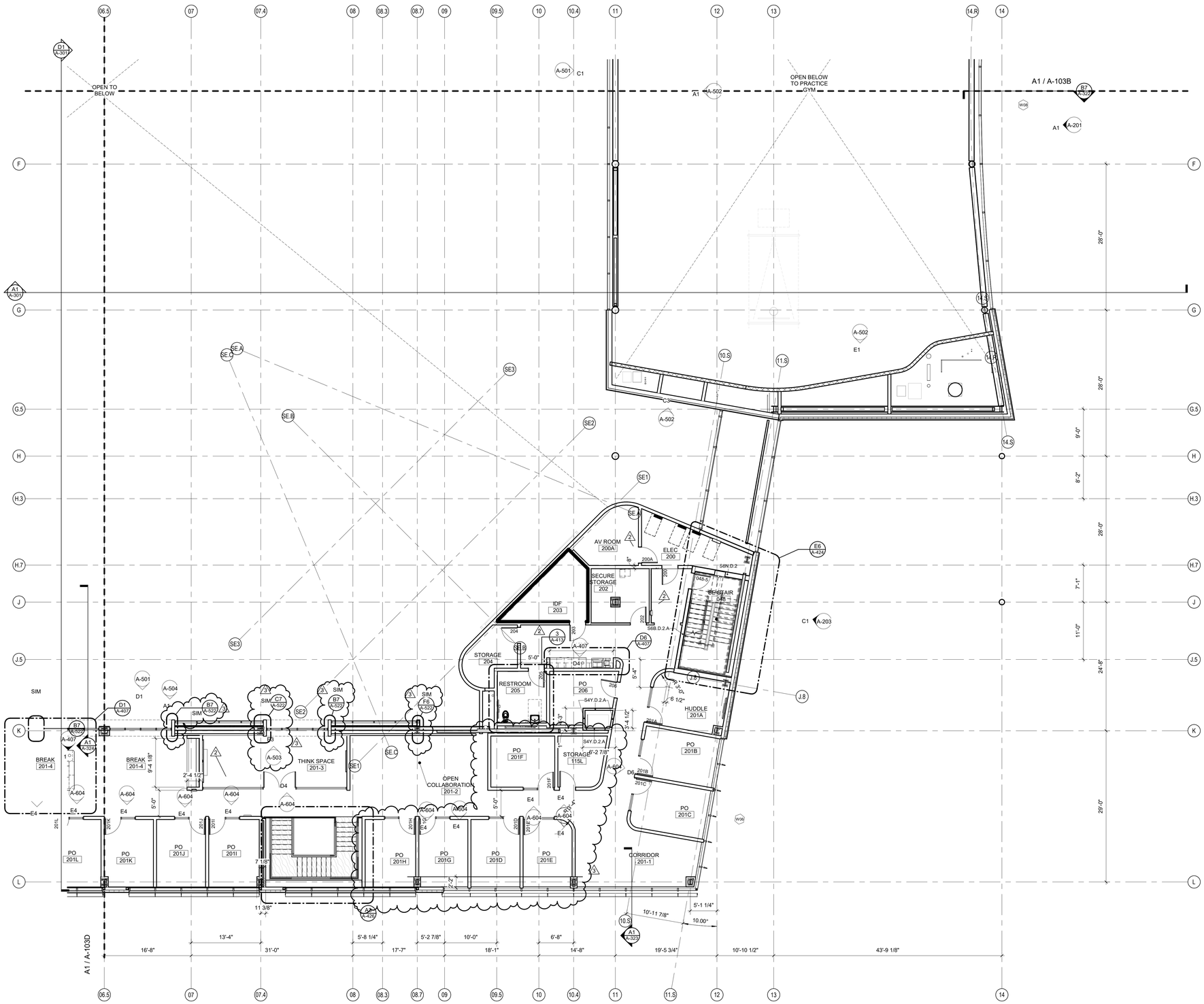

A1 A-103C **UPPER FLOOR PLAN - AREA C**
1/8" = 1'-0"

2/2/2025 10:54:28 PM

IN128 - JAMES T. MORRIS ARENA

Ohio St & N Blackford St
Indianapolis, IN 46202

IU Project NO. 20240127

Owner
INDIANA UNIVERSITY BOARD OF TRUSTEES
2901 EAST DISCOVERY PARKWAY
BLOOMINGTON, IN 47408
812-855-1692

Architect
RATIO
101 SOUTH PENNSYLVANIA STREET
INDIANAPOLIS, IN 46204
317-633-4040

Structural Engineer
FINK ROBERTS AND PETRIE, INC.
3535 EAST 96TH STREET
SUITE 126
INDIANAPOLIS, IN 46240
317-872-8400

Mechanical / Electrical
INTROBA
8250 HAVERSTICK ROAD
SUITE 285
INDIANAPOLIS, IN 46240
800-404-7677

Plumbing Engineer
DLZ
138 N. DELAWARE ST
INDIANAPOLIS, IN 46204
317-633-4120

Acoustics / Technology Engineer
WJHW
7220 W. JEFFERSON AVE
SUITE 216
LAKEWOOD, CO 80235
972-934-3700

Civil Engineer
AMERICAN STRUCTUREPOINT, INC.
9025 RIVER ROAD
SUITE 200
INDIANAPOLIS, IN 46240
317-547-5580

Food Service Consultant
CINILITTLE
3405 NW 9TH AVENUE #1202
FORT LAUDERDALE, FL 33309
954-846-9600

Code Consultant
FORZA
2502 WEST MECHANIC ST, SUITE C
HARRISONVILLE, MO 64701
816-806-3729

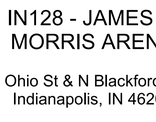

KEY PLAN

SEAL | DATE 02/03/25

WILLIAM A. BROWNE JR. REGISTERED No. AR00034154 STATE OF INDIANA ARCHITECT

SHEET ISSUE

1	CONSTRUCTION DOCUMENTS	01/13/25
2	ADDENDUM 01	01/27/25
3	ADDENDUM 02	02/03/25

COPYRIGHT NOTICE: THIS ARCHITECTURAL AND ENGINEERING DRAWING IS GIVEN IN CONFIDENCE AND SHALL BE USED ONLY FOR PURPOSES AUTHORIZED BY RATIO. NO OTHER USE, DISSEMINATION OR DUPLICATION MAY BE MADE WITHOUT PRIOR WRITTEN CONSENT OF RATIO. ALL COMMON LAW RIGHTS OF COPYRIGHT AND OTHERWISE ARE HEREBY SPECIFICALLY RESERVED.

PROJECT NO. 23112.000

SHEET TITLE
UPPER FLOOR PLAN - AREA C

SHEET NUMBER
A-103C

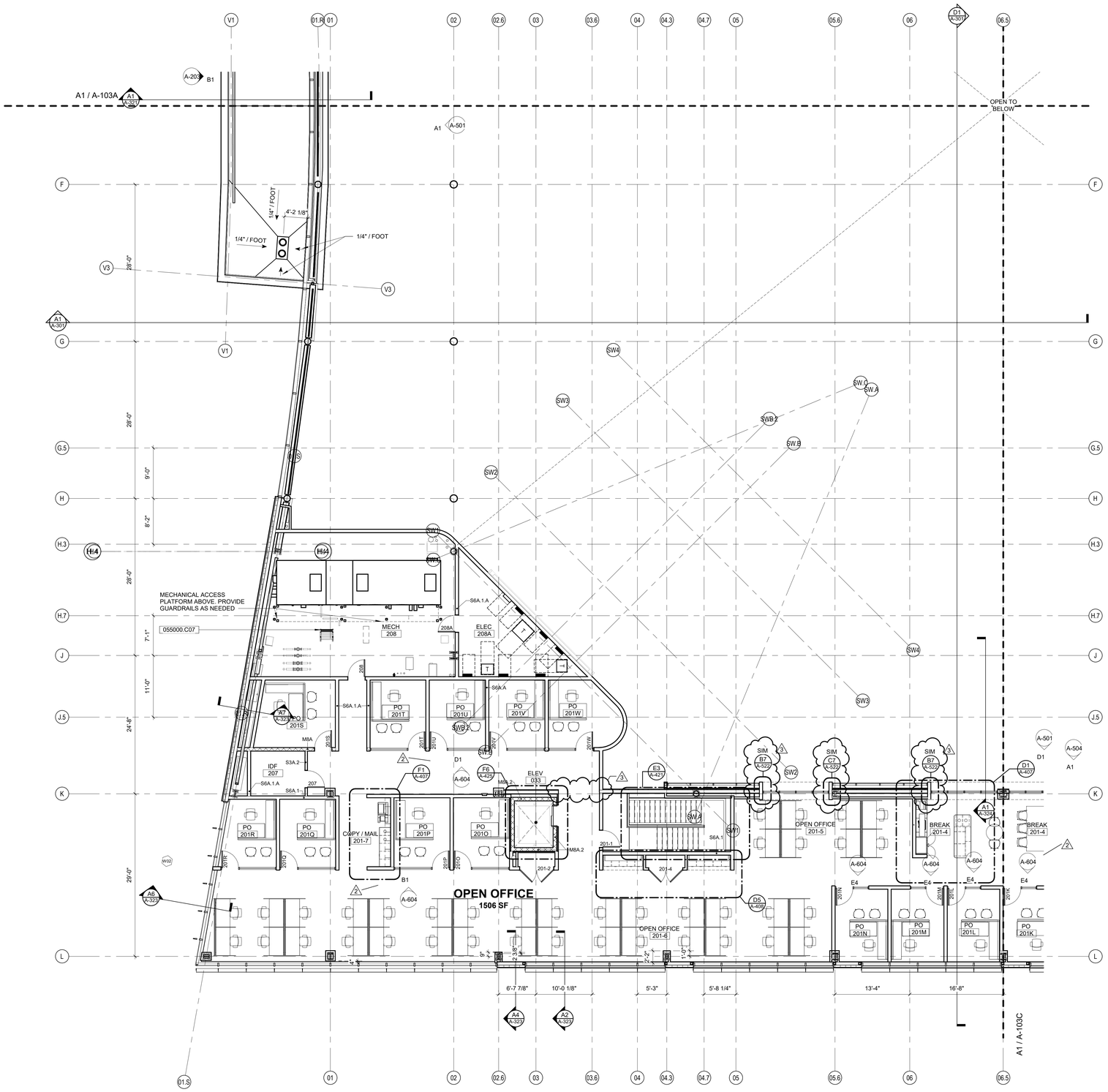

A1 / A-103D **UPPER FLOOR PLAN - AREA D**

1/8" = 1'-0"

KEYNOTES (SPEC BASED)

061600.A00

055000.C07	METAL SHIPS LADDER

A. FOR ALL PRIMARY STRUCTURAL COLUMNS IN THE OPEN AREAS OF THE CONCOURSE AND SEATING BOWL VOLUME, REFER TO LIFE SAFETY PLANS FOR FIRE PROTECTION STRATEGY
B. ALL OTHER PRIMARY STRUCTURAL COLUMNS TO BE 2-HR FIRE RATED WITH SPRAY APPLIED FIRE-PROOFING UNLESS NOTED OTHERWISE.

GENERAL FLOOR PLAN NOTES

IN128 - JAMES T. MORRIS ARENA

Ohio St & N Blackford St
Indianapolis, IN 46202

IU Project NO. 20240127

Owner
INDIANA UNIVERSITY BOARD OF TRUSTEES
2901 EAST DISCOVERY PARKWAY
BLOOMINGTON, IN 47408
812-855-1692

Architect
RATIO
101 SOUTH PENNSYLVANIA STREET
INDIANAPOLIS, IN 46204
317-633-4040

Structural Engineer
FINK ROBERTS AND PETRIE, INC.
3535 EAST 96TH STREET
SUITE 126
INDIANAPOLIS, IN 46240
317-872-8400

Mechanical / Electrical
INTROBA
8250 HAVERSTICK ROAD
SUITE 285
INDIANAPOLIS, IN 46240
800-404-7677

Plumbing Engineer
DLZ
138 N. DELAWARE ST
INDIANAPOLIS, IN 46204
317-633-4120

Acoustics / Technology Engineer
WJHW
7220 W. JEFFERSON AVE
SUITE 216
LAKEWOOD, CO 80235
972-934-3700

Civil Engineer
AMERICAN STRUCTUREPOINT, INC.
9025 RIVER ROAD
SUITE 200
INDIANAPOLIS, IN 46240
317-547-5580

Food Service Consultant
CINILITTLE
3405 NW 9TH AVENUE #1202
FORT LAUDERDALE, FL 33309
954-846-9600

Code Consultant
FORZA
2502 WEST MECHANIC ST, SUITE C
HARRISONVILLE, MO 64701
816-806-3729

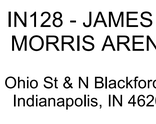

KEY PLAN

SEAL | DATE 02/03/25



SHEET ISSUE

1	CONSTRUCTION DOCUMENTS	01/13/25
2	ADDENDUM 01	01/27/25
3	ADDENDUM 02	02/03/25

COPYRIGHT NOTICE: THIS ARCHITECTURAL AND ENGINEERING DRAWING IS GIVEN IN CONFIDENCE AND SHALL BE USED ONLY PURSUANT TO THE AGREEMENT WITH RATIO. NO OTHER USE, DISSEMINATION OR DUPLICATION MAY BE MADE WITHOUT PRIOR WRITTEN CONSENT OF RATIO. ALL COMMON LAW RIGHTS OF COPYRIGHT AND OTHERWISE ARE HEREBY SPECIFICALLY RESERVED.

PROJECT NO. 23112.000

SHEET TITLE
UPPER FLOOR PLAN - AREA D

SHEET NUMBER
A-103D

2/3/2025 9:36:18 AM

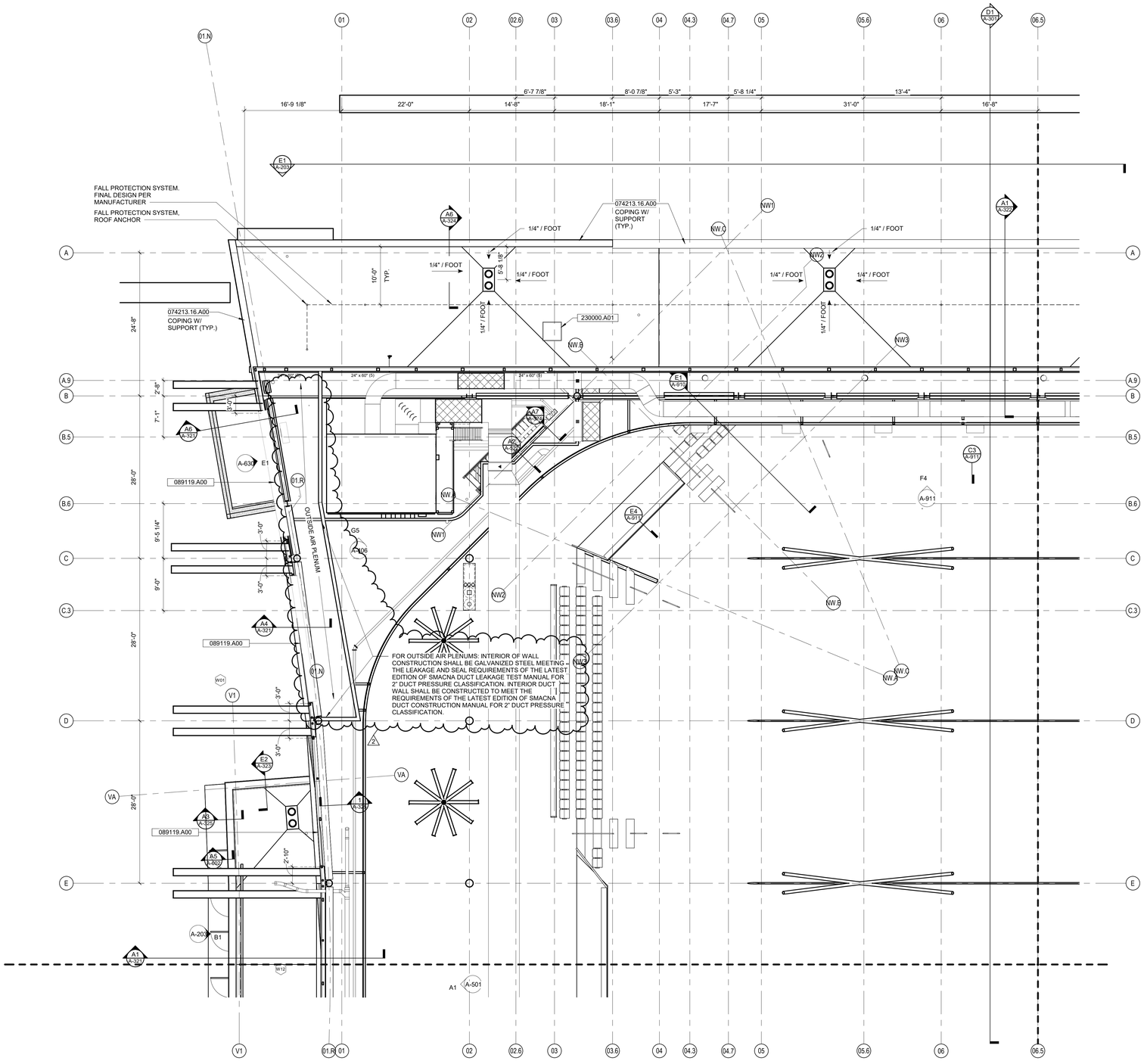

BASE LOW ROOF (AREA) - AREA A

1/8" = 1'-0"

GENERAL ROOFING NOTES

A. THESE GENERAL NOTES APPLY TO ROOF DRAWINGS.
B. VERIFY SIZE, LOCATION AND NUMBER OF ROOF PENETRATIONS INCLUDING VENTS, PIPES, CURBS, ROOF DRAINS, CONDUITS, ETC. PROVIDE NEW FLASHING AND SEAL PENETRATIONS WHETHER OR NOT INDICATED ON THE DRAWINGS.
C. COMPLETE WORK ABOVE ROOF, SUCH AS MASONRY, WELDING, MASONRY RESTORATION, ETC., PRIOR TO STARTING ROOFING WORK.
D. VERIFY AND MAINTAIN ROOF SLOPES AND DRAINAGE PATTERNS. TEST FOR AND CORRECT ANY PONDING CONDITIONS.
E. REPAIR AND REPLACE ROOFING SYSTEM OR STRUCTURE DAMAGED BY IMPROPER STORAGE, CONSTRUCTION ACTIVITIES, OR LACK OF ADEQUATE TEMPORARY PROTECTION. THIS ALSO INCLUDES INTERIOR DAMAGE TO FINISHES, EQUIPMENT, FURNISHINGS, ETC., RESULTING FROM LEAKS.
F. NEW BLOCKING SHALL BE PRESERVATIVE-TREATED WOOD.
G. PAINT EXTERIOR LADDERS, BRACKETS, ETC., UNLESS NOTED OTHERWISE.
H. CAP FASTENERS THAT PENETRATE ROOF DECK IN AREAS NOT CONCEALED BY CEILINGS WITH WIRE NUTS OR OTHER MEANS ACCEPTABLE TO ARCHITECT UNLESS OTHERWISE INDICATED. AREAS SUCH AS JANITOR CLOSETS, STORAGE ROOMS, MECHANICAL AND ELECTRICAL EQUIPMENT ROOMS, ETC., ARE EXEMPT FROM THIS REQUIREMENT UNLESS OTHERWISE INDICATED.
I. REFER TO WALL SECTIONS NOTED ON ROOF PLANS FOR INFORMATION.
J. REFER TO MECHANICAL DRAWINGS TO COORDINATE ROOF CONDUCTOR LOCATIONS.

KEYNOTES (SPEC BASED)

061600.A00

074213.16.A00	METAL PLATE WALL PANELS
089119.A00	FIXED LOUVERS
230000.A01	MECHANICAL SYSTEM DEVICE, REFERENCE MECHANICAL DRAWINGS

IN128 - JAMES T. MORRIS ARENA

Ohio St & N Blackford St
Indianapolis, IN 46202

IU Project NO. 20240127

Owner
INDIANA UNIVERSITY BOARD OF TRUSTEES
2901 EAST DISCOVERY PARKWAY
BLOOMINGTON, IN 47408
812-855-1692

Architect
RATIO
101 SOUTH PENNSYLVANIA STREET
INDIANAPOLIS, IN 46204
317-633-4040

Structural Engineer
FINK ROBERTS AND PETRIE, INC.
3535 EAST 96TH STREET
SUITE 126
INDIANAPOLIS, IN 46240
317-872-8400

Mechanical / Electrical
INTROBA
8250 HAVERSTICK ROAD
SUITE 285
INDIANAPOLIS, IN 46240
800-404-7677

Plumbing Engineer
DLZ
138 N. DELAWARE ST
INDIANAPOLIS, IN 46204
317-633-4120

Acoustics / Technology Engineer
WJHW
7220 W. JEFFERSON AVE
SUITE 216
LAKEWOOD, CO 80235
972-934-3700

Civil Engineer
AMERICAN STRUCTUREPOINT, INC.
9025 RIVER ROAD
SUITE 200
INDIANAPOLIS, IN 46240
317-547-5580

Food Service Consultant
CINILITTLE
3405 NW 9TH AVENUE #1202
FORT LAUDERDALE, FL 33309
954-846-9600

Code Consultant
FORZA
2502 WEST MECHANIC ST, SUITE C
HARRISONVILLE, MO 64701
816-806-3729

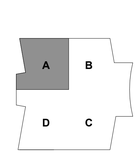

KEY PLAN

SEAL | DATE 02/03/25

WILLIAM A. BROWNE JR. REGISTERED No. AR00034154 STATE OF INDIANA ARCHITECT

SHEET ISSUE

1	CONSTRUCTION DOCUMENTS	01/13/25
2	ADDENDUM 02	02/03/25

RATIO

COPYRIGHT NOTICE: THIS ARCHITECTURAL AND ENGINEERING DRAWING IS GIVEN IN CONFIDENCE AND SHALL BE USED ONLY PURSUANT TO THE AGREEMENT WITH RATIO. NO OTHER USE, DISSEMINATION OR DUPLICATION MAY BE MADE WITHOUT PRIOR WRITTEN CONSENT OF RATIO. ALL COMMON LAW RIGHTS OF COPYRIGHT AND OTHERWISE ARE HEREBY SPECIFICALLY RESERVED.

PROJECT NO. 23112.000

SHEET TITLE
LOW ROOF PLAN - AREA A

SHEET NUMBER
A-104A

2/3/2025 12:03:03 AM

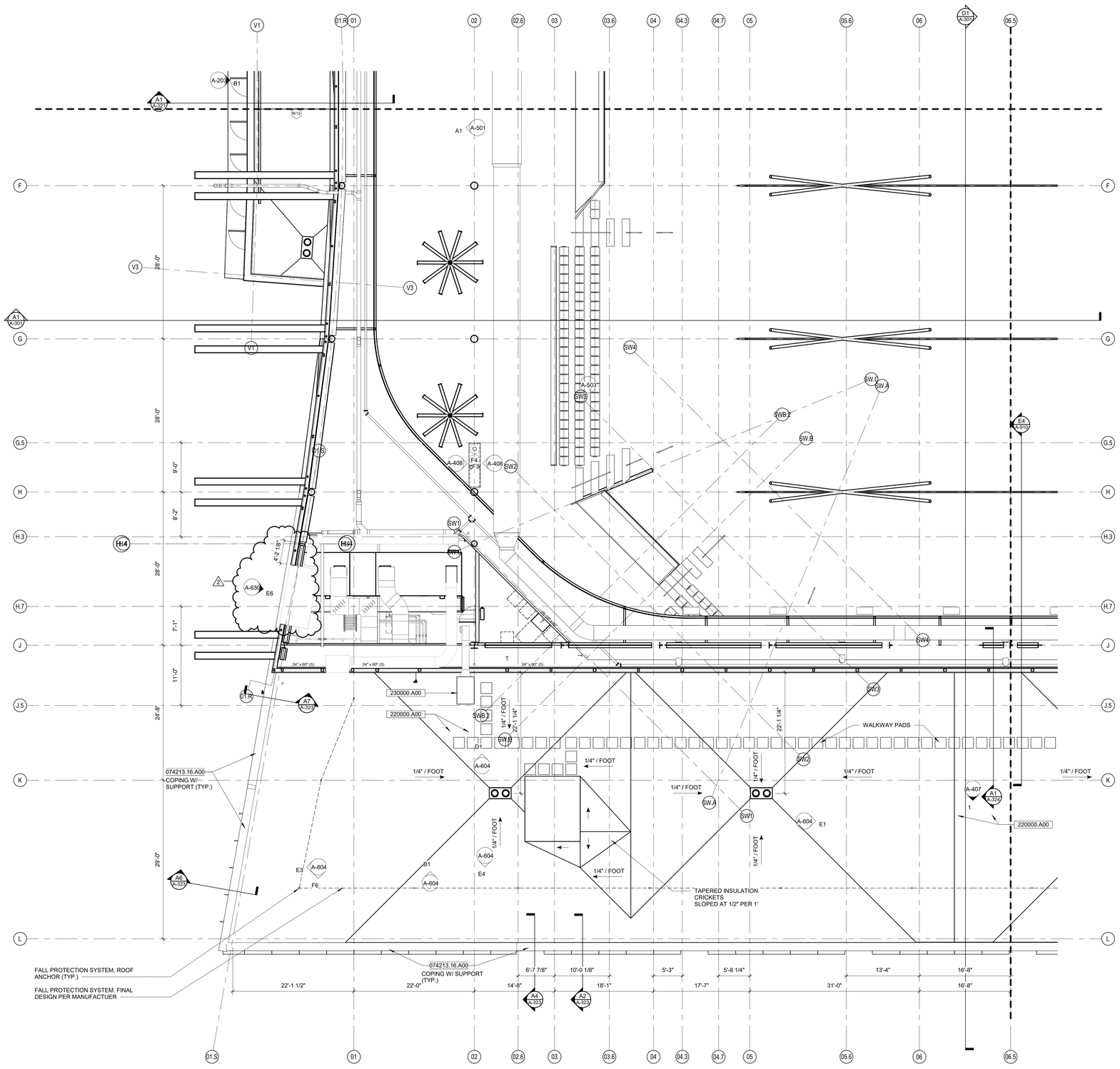

A1 / A-104D **LOW ROOF PLAN - AREA D**

1/8" = 1'-0"

GENERAL ROOFING NOTES

A. THESE GENERAL NOTES APPLY TO ROOF DRAWINGS.
B. VERIFY SIZE, LOCATION AND NUMBER OF ROOF PENETRATIONS INCLUDING VENTS, PIPES, CURBS, ROOF DRAINS, CONDUITS, ETC. PROVIDE NEW FLASHING AND SEAL PENETRATIONS WHETHER OR NOT INDICATED ON THE DRAWINGS.
C. COMPLETE WORK ABOVE ROOF, SUCH AS MASONRY, WELDING, MASONRY RESTORATION, ETC., PRIOR TO STARTING ROOFING WORK.
D. VERIFY AND MAINTAIN ROOF SLOPES AND DRAINAGE PATTERNS. TEST FOR AND CORRECT ANY PONDING CONDITIONS.
E. REPAIR AND REPLACE ROOFING SYSTEM OR STRUCTURE DAMAGED BY IMPROPER STORAGE, CONSTRUCTION ACTIVITIES, OR LACK OF ADEQUATE TEMPORARY PROTECTION. THIS ALSO INCLUDES INTERIOR DAMAGE TO FINISHES, EQUIPMENT, FURNISHINGS, ETC., RESULTING FROM LEAKS.
F. NEW BLOCKING SHALL BE PRESERVATIVE-TREATED WOOD.
G. PAINT EXTERIOR LADDERS, BRACKETS, ETC., UNLESS NOTED OTHERWISE.
H. CAP FASTENERS THAT PENETRATE ROOF DECK IN AREAS NOT CONCEALED BY CEILINGS WITH WIRE NUTS OR OTHER MEANS ACCEPTABLE TO ARCHITECT UNLESS OTHERWISE INDICATED. AREAS SUCH AS JANITOR CLOSETS, STORAGE ROOMS, MECHANICAL AND ELECTRICAL EQUIPMENT ROOMS, ETC., ARE EXEMPT FROM THIS REQUIREMENT UNLESS OTHERWISE INDICATED.
I. REFER TO WALL SECTIONS NOTED ON ROOF PLANS FOR INFORMATION.
J. REFER TO MECHANICAL DRAWINGS TO COORDINATE ROOF CONDUCTOR LOCATIONS.

KEYNOTES (SPEC BASED)

061600.A00

074213.16.A00	METAL PLATE WALL PANELS
220000.A00	PLUMBING EQUIPMENT/FIXTURE REFERENCE PLUMBING DRAWINGS
230000.A00	HVAC UNIT, REFERENCE MECHANICAL DRAWINGS

IN128 - JAMES T. MORRIS ARENA

Ohio St & N Blackford St
Indianapolis, IN 46202

IU Project NO. 20240127

Owner
INDIANA UNIVERSITY BOARD OF TRUSTEES
2901 EAST DISCOVERY PARKWAY
BLOOMINGTON, IN 47408
812-855-1692

Architect
RATIO
101 SOUTH PENNSYLVANIA STREET
INDIANAPOLIS, IN 46204
317-633-4040

Structural Engineer
FINK ROBERTS AND PETRIE, INC.
3535 EAST 96TH STREET
SUITE 126
INDIANAPOLIS, IN 46240
317-872-8400

Mechanical / Electrical
INTROBA
8250 HAVERSTICK ROAD
SUITE 285
INDIANAPOLIS, IN 46240
800-404-7677

Plumbing Engineer
DLZ
138 N. DELAWARE ST
INDIANAPOLIS, IN 46204
317-633-4120

Acoustics / Technology Engineer
WJHW
7220 W. JEFFERSON AVE
SUITE 216
LAKEWOOD, CO 80235
972-934-3700

Civil Engineer
AMERICAN STRUCTUREPOINT, INC.
9025 RIVER ROAD
SUITE 200
INDIANAPOLIS, IN 46240
317-547-5580

Food Service Consultant
CINILITTLE
3405 NW 9TH AVENUE #1202
FORT LAUDERDALE, FL 33309
954-846-9600

Code Consultant
FORZA
2502 WEST MECHANIC ST, SUITE C
HARRISONVILLE, MO 64701
816-806-3729

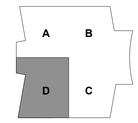

KEY PLAN

SEAL | DATE 02/03/25



SHEET ISSUE

1	CONSTRUCTION DOCUMENTS	01/13/25
2	ADDENDUM 02	02/03/25

RATIO

COPYRIGHT NOTICE: THIS ARCHITECTURAL AND ENGINEERING DRAWING IS GIVEN IN CONFIDENCE AND SHALL BE USED ONLY PURSUANT TO THE AGREEMENT WITH RATIO. NO OTHER USE, DISSEMINATION OR REPRODUCTION SHALL BE MADE WITHOUT PRIOR WRITTEN CONSENT OF RATIO. ALL COMMON LAW RIGHTS OF COPYRIGHT AND OTHERWISE ARE HEREBY SPECIFICALLY RESERVED.

PROJECT NO. 23112.000

SHEET TITLE
LOW ROOF PLAN - AREA D

SHEET NUMBER
A-104D

2/2/2025 10:54:35 PM

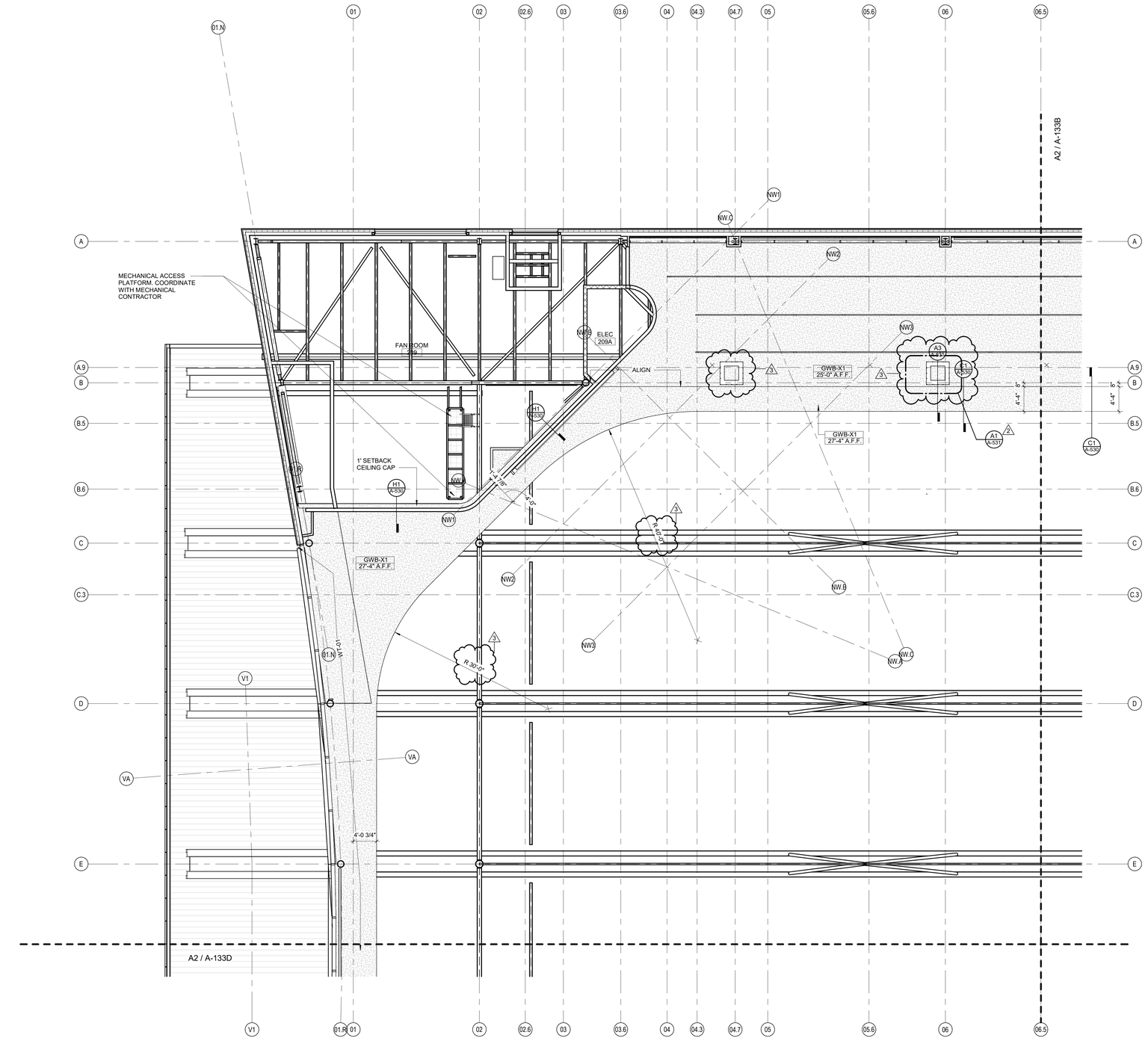

A2 / A-133A **UPPER FLOOR REFLECTED CEILING PLAN - AREA A**

1/8" = 1'-0"

GENERAL CEILING PLAN NOTES

A. THESE GENERAL NOTES APPLY TO SERIES A-130 REFLECTED CEILING DRAWINGS.
B. INSTALL NEW CEILINGS AT ▶ +9'-0" ◀ A.F.F. UNLESS NOTED OTHERWISE. ALL CEILINGS TO BE ▶ ACT-01 ◀ UNLESS NOTED OTHERWISE.
C. CENTER CEILING GRIDS WITHIN ROOMS EACH DIRECTION UNLESS NOTED OTHERWISE.
D. LOCATE CEILING GRIDS WITHIN ROOMS SUCH THAT BORDERS CONTAIN ▶ NOT LESS THAN 1/2 TILE WIDTH. ◀ UNLESS OTHERWISE INDICATED.
E. CENTER PENETRATIONS IN ACOUSTICAL CEILING SYSTEMS WITHIN INDIVIDUAL CEILING PANELS, SUCH AS SPRINKLER HEADS, DIFFUSERS, LIGHT FIXTURES, ETC., UNLESS OTHERWISE INDICATED.
F. PAINT EXPOSED GYPSUM BOARD AND PLASTER CEILING SURFACES ▶ PT-01 ◀ UNLESS OTHERWISE INDICATED.
G. PROVIDE CONTROL JOINTS (C.J.) IN GYPSUM BOARD CEILING CONSTRUCTION AS INDICATED. WHERE NOT SHOWN, PROVIDE MAXIMUM SPACING BETWEEN JOINTS OF 30'-0". VERIFY FINAL CONTROL JOINT LOCATIONS WITH ARCHITECT PRIOR TO STARTING WORK WHETHER OR NOT INDICATED ON THE DRAWINGS.
H. CEILING ACCESS PANELS INDICATED ARE NOT INTENDED TO LIMIT NUMBER OF PANELS REQUIRED. PANEL QUANTITY SHALL BE SUFFICIENT TO PROVIDE REQUIRED ACCESS WHETHER OR NOT INDICATED ON THE DRAWINGS. VERIFY FINAL LOCATIONS WITH ARCHITECT PRIOR TO STARTING WORK. REFER TO A-524 FOR ACCESS PANEL DETAILS. PAINT TO MATCH COLOR OF CEILING, TYP. CEILING ACCESS PANELS TO BE FLUSH W/ CONCEALED MUD-IN FLANGE TRIM 24"X24" U.N.O.
I. REFER TO ▶ SERIES A-001 ◀ GENERAL INFORMATION DRAWINGS FOR MATERIAL SYMBOL KEY.
J. REFER TO ▶ SERIES A-150 ◀ FINISH PLANS FOR ADDITIONAL CEILING FINISH INFORMATION.
K. REFER TO ELECTRICAL DRAWINGS FOR CEILING-MOUNTED LIGHT FIXTURE TYPES AND QUANTITIES.
L. REFER TO MECHANICAL DRAWINGS FOR CEILING-MOUNTED DIFFUSERS, GRILLE TYPES AND QUANTITIES.
M. REFER TO FIRE PROTECTION DRAWINGS FOR SPRINKLER HEAD TYPES AND QUANTITIES. HEADS HAVE BEEN INTENTIONALLY OMITTED FROM REFLECTED CEILING PLANS FOR CLARITY.
N. INSTALLATION OF CEILING SYSTEMS SHALL NOT BEGIN PRIOR TO SUBMITTAL AND REVIEW OF CEILING COORDINATION DRAWINGS SHOWING LAYOUT OF CEILING GRIDS OR CONTROL JOINTS AND ITEMS TO BE INSTALLED IN OR ON CEILINGS SUCH AS SPRINKLER HEADS, DIFFUSERS, GRILLES, LIGHT FIXTURES, FIRE DETECTION AND ALARM DEVICES, ACCESS PANELS, ETC.
O. PROVIDE ▶ 4" AXIOM EDGE TRIM ◀ ON ALL EXPOSED EDGES OF CEILINGS UNLESS NOTED OTHERWISE.
P. IN AREAS WHERE STRUCTURE IS EXPOSED, CONTRACTOR TO PROVIDE FANAL LAYOUTS OF ALL DUCTWORK, PIPING, CONDUIT, LIGHTING, ETC. FOR FINAL APPROVAL BY ARCHITECT PRIOR TO INSTALLATION.
Q. PAINT ALL ELEMENTS IN OPEN & EXPOSED CEILINGS INCLUDING BUT NOT LIMITED TO DUCTWORK, STRUCTURE, CABLES, METAL STUDS, PIPING, CEILING HANGERS, AND MECHANICAL DEVICES PT-05 U.N.O.

RCP LEGEND

CEILING TAG
XXX-01 10'-10" A.F.F. — *CEILING TYPE* / *CEILING HEIGHT (ABOVE FINISH FLOOR)*

SPOT ELEVATION MARKER

GYB BOARD CEILING (REFER TO PLAN FOR SUSPENSION TYPE)

ACOUSTIC CEILING TILE

KEYNOTES (SPEC BASED)

061600.A00

KEYNOTES (ACTION/GENERAL)

00-A1

IN128 - JAMES T. MORRIS ARENA

Ohio St & N Blackford St
Indianapolis, IN 46202

IU Project NO. 20240127

Owner
INDIANA UNIVERSITY BOARD OF TRUSTEES
2901 EAST DISCOVERY PARKWAY
BLOOMINGTON, IN 47408
812-855-1692

Architect
RATIO
101 SOUTH PENNSYLVANIA STREET
INDIANAPOLIS, IN 46204
317-633-4040

Structural Engineer
FINK ROBERTS AND PETRIE, INC.
3535 EAST 96TH STREET
SUITE 126
INDIANAPOLIS, IN 46240
317-872-8400

Mechanical / Electrical
INTROBA
8250 HAVERSTICK ROAD
SUITE 285
INDIANAPOLIS, IN 46240
800-404-7677

Plumbing Engineer
DLZ
138 N. DELAWARE ST
INDIANAPOLIS, IN 46204
317-633-4120

Acoustics / Technology Engineer
WJHW
7220 W. JEFFERSON AVE
SUITE 216
LAKEWOOD, CO 80235
972-934-3700

Civil Engineer
AMERICAN STRUCTUREPOINT, INC.
9025 RIVER ROAD
SUITE 200
INDIANAPOLIS, IN 46240
317-547-5580

Food Service Consultant
CINILITTLE
3405 NW 9TH AVENUE #1202
FORT LAUDERDALE, FL 33309
954-846-9600

Code Consultant
FORZA
2502 WEST MECHANIC ST, SUITE C
HARRISONVILLE, MO 64701
816-806-3729

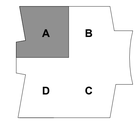

KEY PLAN

SEAL | DATE 02/03/25

WILLIAM A. BROWNING, JR. REGISTERED No. AR00034154 STATE OF INDIANA ARCHITECT

SHEET ISSUE

1	CONSTRUCTION DOCUMENTS	01/13/25
2	ADDENDUM 01	01/27/25
3	ADDENDUM 02	02/03/25

COPYRIGHT NOTICE: THIS ARCHITECTURAL AND ENGINEERING DRAWING IS GIVEN IN CONFIDENCE AND SHALL BE USED ONLY PURSUANT TO THE AGREEMENT WITH RATIO. NO OTHER USE, DISSEMINATION OR DUPLICATION MAY BE MADE WITHOUT PRIOR WRITTEN CONSENT OF RATIO. ALL COMMON LAW RIGHTS OF COPYRIGHT AND OTHERWISE ARE HEREBY SPECIFICALLY RESERVED.

PROJECT NO. 23112.000

SHEET TITLE
UPPER FLOOR REFLECTED CEILING PLAN - AREA A

SHEET NUMBER
A-133A

2/3/2025 9:36:26 AM

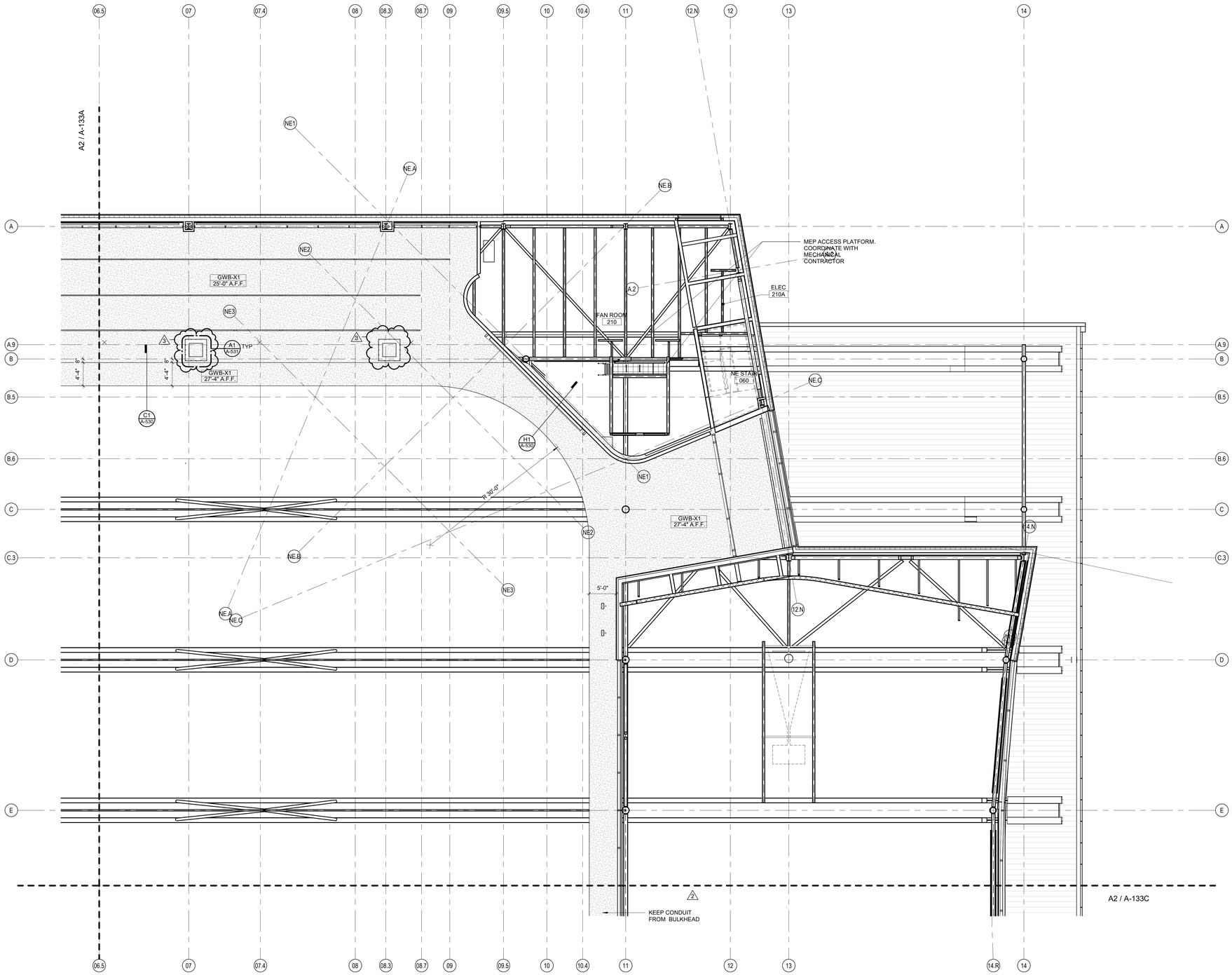

UPPER LEVEL REFLECTED CEILING PLAN - AREA B

A2 / A-133B

1/8" = 1'-0"

GENERAL CEILING PLAN NOTES

A. THESE GENERAL NOTES APPLY TO SERIES A-130 REFLECTED CEILING DRAWINGS.
B. INSTALL NEW CEILINGS AT ▶ +9'-0" ◀ A.F.F. UNLESS NOTED OTHERWISE. ALL CEILINGS TO BE ▶ ACT-01 ◀ UNLESS NOTED OTHERWISE.
C. CENTER CEILING GRIDS WITHIN ROOMS EACH DIRECTION UNLESS NOTED OTHERWISE.
D. LOCATE CEILING GRIDS WITHIN ROOMS SUCH THAT BORDERS CONTAIN ▶ NOT LESS THAN 1/2 TILE WIDTH. ◀ UNLESS OTHERWISE INDICATED.
E. CENTER PENETRATIONS IN ACOUSTICAL CEILING SYSTEMS WITHIN INDIVIDUAL CEILING PANELS, SUCH AS SPRINKLER HEADS, DIFFUSERS, LIGHT FIXTURES, ETC., UNLESS OTHERWISE INDICATED.
F. PAINT EXPOSED GYPSUM BOARD AND PLASTER CEILING SURFACES ▶ PT-01 ◀ UNLESS OTHERWISE INDICATED.
G. PROVIDE CONTROL JOINTS (C.J.) IN GYPSUM BOARD CEILING CONSTRUCTION AS INDICATED. WHERE NOT SHOWN, PROVIDE MAXIMUM SPACING BETWEEN JOINTS OF 30'-0". VERIFY FINAL CONTROL JOINT LOCATIONS WITH ARCHITECT PRIOR TO STARTING WORK WHETHER OR NOT INDICATED ON THE DRAWINGS.
H. CEILING ACCESS PANELS INDICATED ARE NOT INTENDED TO LIMIT NUMBER OF PANELS REQUIRED. PANEL QUANTITY SHALL BE SUFFICIENT TO PROVIDE REQUIRED ACCESS WHETHER OR NOT INDICATED ON THE DRAWINGS. VERIFY FINAL LOCATIONS WITH ARCHITECT PRIOR TO STARTING WORK. REFER TO A-524 FOR ACCESS PANEL DETAILS. PAINT TO MATCH COLOR OF CEILING, TYP. CEILING ACCESS PANELS TO BE FLUSH W/ CONCEALED MUD-IN FLANGE TRIM 24"X24" U.N.O.
I. REFER TO ▶ SERIES A-001 ◀ GENERAL INFORMATION DRAWINGS FOR MATERIAL SYMBOL KEY.
J. REFER TO ▶ SERIES A-150 ◀ FINISH PLANS FOR ADDITIONAL CEILING FINISH INFORMATION.
K. REFER TO ELECTRICAL DRAWINGS FOR CEILING-MOUNTED LIGHT FIXTURE TYPES AND QUANTITIES.
L. REFER TO MECHANICAL DRAWINGS FOR CEILING-MOUNTED DIFFUSERS, GRILLE TYPES AND QUANTITIES.
M. REFER TO FIRE PROTECTION DRAWINGS FOR SPRINKLER HEAD TYPES AND QUANTITIES. HEADS HAVE BEEN INTENTIONALLY OMITTED FROM REFLECTED CEILING PLANS FOR CLARITY.
N. INSTALLATION OF CEILING SYSTEMS SHALL NOT BEGIN PRIOR TO SUBMITTAL AND REVIEW OF CEILING COORDINATION DRAWINGS SHOWING LAYOUT OF CEILING GRIDS OR CONTROL JOINTS AND ITEMS TO BE INSTALLED IN OR ON CEILINGS SUCH AS SPRINKLER HEADS, DIFFUSERS, GRILLES, LIGHT FIXTURES, FIRE DETECTION AND ALARM DEVICES, ACCESS PANELS, ETC.
O. PROVIDE ▶ 4" AXIOM EDGE TRIM ◀ ON ALL EXPOSED EDGES OF CEILINGS UNLESS NOTED OTHERWISE.
P. IN AREAS WHERE STRUCTURE IS EXPOSED, CONTRACTOR TO PROVIDE FANAL LAYOUTS OF ALL DUCTWORK, PIPING, CONDUIT, LIGHTING, ETC. FOR FINAL APPROVAL BY ARCHITECT PRIOR TO INSTALLATION.
Q. PAINT ALL ELEMENTS IN OPEN & EXPOSED CEILINGS INCLUDING BUT NOT LIMITED TO DUCTWORK, STRUCTURE, CABLES, METAL STUDS, PIPING, CEILING HANGERS, AND MECHANICAL DEVICES PT-05 U.N.O.

RCP LEGEND

CEILING TAG
XXX-01 / 10'-10" A.F.F. — *CEILING TYPE* / *CEILING HEIGHT (ABOVE FINISH FLOOR)*

SPOT ELEVATION MARKER

GYB BOARD CEILING (REFER TO PLAN FOR SUSPENSION TYPE)

ACOUSTIC CEILING TILE

KEYNOTES (SPEC BASED)

061600.A00

KEYNOTES (ACTION/GENERAL)

00-A1

IN128 - JAMES T. MORRIS ARENA

Ohio St & N Blackford St
Indianapolis, IN 46202

IU Project NO. 20240127

Owner
INDIANA UNIVERSITY BOARD OF TRUSTEES
2901 EAST DISCOVERY PARKWAY
BLOOMINGTON, IN 47408
812-855-1692

Architect
RATIO
101 SOUTH PENNSYLVANIA STREET
INDIANAPOLIS, IN 46204
317-633-4040

Structural Engineer
FINK ROBERTS AND PETRIE, INC.
3535 EAST 96TH STREET
SUITE 126
INDIANAPOLIS, IN 46240
317-872-8400

Mechanical / Electrical
INTROBA
8250 HAVERSTICK ROAD
SUITE 285
INDIANAPOLIS, IN 46240
800-404-7677

Plumbing Engineer
DLZ
138 N. DELAWARE ST
INDIANAPOLIS, IN 46204
317-633-4120

Acoustics / Technology Engineer
WJHW
7220 W. JEFFERSON AVE
SUITE 216
LAKEWOOD, CO 80235
972-934-3700

Civil Engineer
AMERICAN STRUCTUREPOINT, INC.
9025 RIVER ROAD
SUITE 200
INDIANAPOLIS, IN 46240
317-547-5580

Food Service Consultant
CINILITTLE
3405 NW 9TH AVENUE #1202
FORT LAUDERDALE, FL 33309
954-846-9600

Code Consultant
FORZA
2502 WEST MECHANIC ST, SUITE C
HARRISONVILLE, MO 64701
816-806-3729

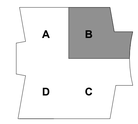

KEY PLAN

SEAL | DATE 02/03/25

WILLIAM A. BROWNE, JR. REGISTERED No. AR00034154 STATE OF INDIANA ARCHITECT

SHEET ISSUE

1	CONSTRUCTION DOCUMENTS	01/13/25
2	ADDENDUM 01	01/27/25
3	ADDENDUM 02	02/03/25

COPYRIGHT NOTICE: THIS ARCHITECTURAL AND ENGINEERING DRAWING IS GIVEN IN CONFIDENCE AND SHALL BE USED ONLY PURSUANT TO THE AGREEMENT WITH RATIO. REPRODUCTION OR PUBLICATION OF ANY DUPLICATION MAY BE MADE WITHOUT PRIOR WRITTEN CONSENT OF RATIO. ALL COMMON LAW RIGHTS OF COPYRIGHT AND OTHERWISE ARE HEREBY SPECIFICALLY RESERVED.

PROJECT NO. 23112.000

SHEET TITLE
UPPER FLOOR REFLECTED CEILING PLAN - AREA B

SHEET NUMBER
A-133B

2/3/2025 9:36:35 AM

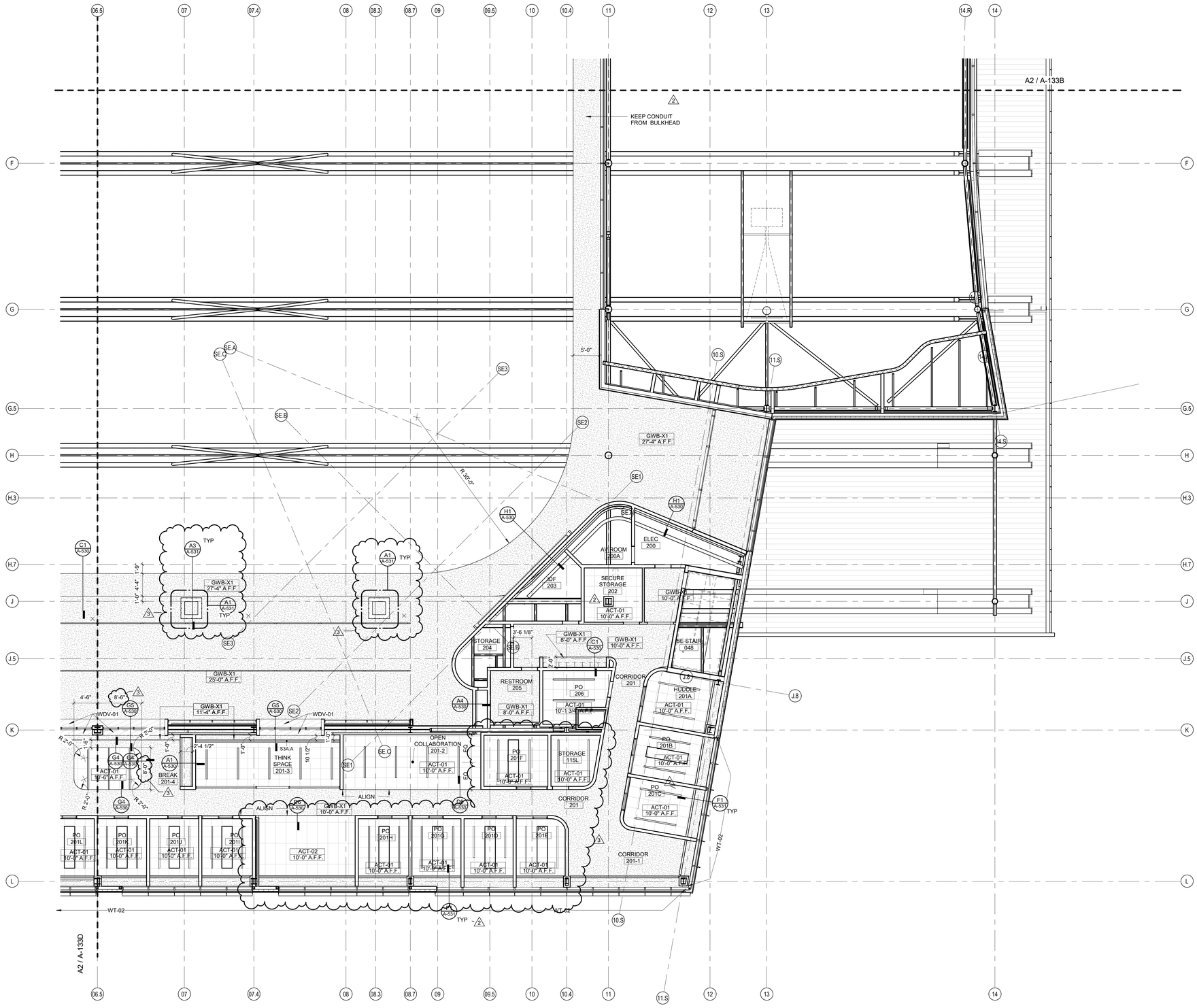

UPPER LEVEL REFLECTED CEILING PLAN - AREA C

1/8" = 1'-0"

GENERAL CEILING PLAN NOTES

A. THESE GENERAL NOTES APPLY TO SERIES A-130 REFLECTED CEILING DRAWINGS.
B. INSTALL NEW CEILINGS AT ▶ +9'-0" ◀ A.F.F. UNLESS NOTED OTHERWISE. ALL CEILINGS TO BE ▶ ACT-01 ◀ UNLESS NOTED OTHERWISE.
C. CENTER CEILING GRIDS WITHIN ROOMS EACH DIRECTION UNLESS NOTED OTHERWISE.
D. LOCATE CEILING GRIDS WITHIN ROOMS SUCH THAT BORDERS CONTAIN ▶ NOT LESS THAN 1/2 TILE WIDTH. ◀ UNLESS OTHERWISE INDICATED.
E. CENTER PENETRATIONS IN ACOUSTICAL CEILING SYSTEMS WITHIN INDIVIDUAL CEILING PANELS, SUCH AS SPRINKLER HEADS, DIFFUSERS, LIGHT FIXTURES, ETC., UNLESS OTHERWISE INDICATED.
F. PAINT EXPOSED GYPSUM BOARD AND PLASTER CEILING SURFACES ▶ PT-01 ◀ UNLESS OTHERWISE INDICATED.
G. PROVIDE CONTROL JOINTS (C.J.) IN GYPSUM BOARD CEILING CONSTRUCTION AS INDICATED. WHERE NOT SHOWN, PROVIDE MAXIMUM SPACING BETWEEN JOINTS OF 30'-0". VERIFY FINAL CONTROL JOINT LOCATIONS WITH ARCHITECT PRIOR TO STARTING WORK WHETHER OR NOT INDICATED ON THE DRAWINGS.
H. CEILING ACCESS PANELS INDICATED ARE NOT INTENDED TO LIMIT NUMBER OF PANELS REQUIRED. PANEL QUANTITY SHALL BE SUFFICIENT TO PROVIDE REQUIRED ACCESS WHETHER OR NOT INDICATED ON THE DRAWINGS. VERIFY FINAL LOCATIONS WITH ARCHITECT PRIOR TO STARTING WORK. REFER TO A-524 FOR ACCESS PANEL DETAILS. PAINT TO MATCH COLOR OF CEILING, TYP. CEILING ACCESS PANELS TO BE FLUSH W/ CONCEALED MUD-IN FLANGE TRIM 24"X24" U.N.O.
I. REFER TO ▶ SERIES A-001 ◀ GENERAL INFORMATION DRAWINGS FOR MATERIAL SYMBOL KEY.
J. REFER TO ▶ SERIES A-150 ◀ FINISH PLANS FOR ADDITIONAL CEILING FINISH INFORMATION.
K. REFER TO ELECTRICAL DRAWINGS FOR CEILING-MOUNTED LIGHT FIXTURE TYPES AND QUANTITIES.
L. REFER TO MECHANICAL DRAWINGS FOR CEILING-MOUNTED DIFFUSERS, GRILLE TYPES AND QUANTITIES.
M. REFER TO FIRE PROTECTION DRAWINGS FOR SPRINKLER HEAD TYPES AND QUANTITIES. HEADS HAVE BEEN INTENTIONALLY OMITTED FROM REFLECTED CEILING PLANS FOR CLARITY.
N. INSTALLATION OF CEILING SYSTEMS SHALL NOT BEGIN PRIOR TO SUBMITTAL AND REVIEW OF CEILING COORDINATION DRAWINGS SHOWING LAYOUT OF CEILING GRIDS OR CONTROL JOINTS AND ITEMS TO BE INSTALLED IN OR ON CEILINGS SUCH AS SPRINKLER HEADS, DIFFUSERS, GRILLES, LIGHT FIXTURES, FIRE DETECTION AND ALARM DEVICES, ACCESS PANELS, ETC.
O. PROVIDE ▶ 4" AXIOM EDGE TRIM ◀ ON ALL EXPOSED EDGES OF CEILINGS UNLESS NOTED OTHERWISE.
P. IN AREAS WHERE STRUCTURE IS EXPOSED, CONTRACTOR TO PROVIDE FANAL LAYOUTS OF ALL DUCTWORK, PIPING, CONDUIT, LIGHTING, ETC. FOR FINAL APPROVAL BY ARCHITECT PRIOR TO INSTALLATION.
Q. PAINT ALL ELEMENTS IN OPEN & EXPOSED CEILINGS INCLUDING BUT NOT LIMITED TO DUCTWORK, STRUCTURE, CABLES, METAL STUDS, PIPING, CEILING HANGERS, AND MECHANICAL DEVICES PT-05 U.N.O.

RCP LEGEND

CEILING TAG
XXX-01 10'-10" A.F.F.
CEILING TYPE
CEILING HEIGHT (ABOVE FINISH FLOOR)

SPOT ELEVATION MARKER

GYB BOARD CEILING (REFER TO PLAN FOR SUSPENSION TYPE)

ACOUSTIC CEILING TILE

KEYNOTES (SPEC BASED)

061600.A00

KEYNOTES (ACTION/GENERAL)

00-A1

IN128 - JAMES T. MORRIS ARENA

Ohio St & N Blackford St
Indianapolis, IN 46202

IU Project NO. 20240127

Owner
INDIANA UNIVERSITY BOARD OF TRUSTEES
2901 EAST DISCOVERY PARKWAY
BLOOMINGTON, IN 47408
812-855-1692

Architect
RATIO
101 SOUTH PENNSYLVANIA STREET
INDIANAPOLIS, IN 46204
317-633-4040

Structural Engineer
FINK ROBERTS AND PETRIE, INC.
3535 EAST 96TH STREET
SUITE 126
INDIANAPOLIS, IN 46240
317-872-8400

Mechanical / Electrical
INTROBA
8250 HAVERSTICK ROAD
SUITE 285
INDIANAPOLIS, IN 46240
800-404-7677

Plumbing Engineer
DLZ
138 N. DELAWARE ST
INDIANAPOLIS, IN 46204
317-633-4120

Acoustics / Technology Engineer
WJHW
7220 W. JEFFERSON AVE
SUITE 216
LAKEWOOD, CO 80235
972-934-3700

Civil Engineer
AMERICAN STRUCTUREPOINT, INC.
9025 RIVER ROAD
SUITE 200
INDIANAPOLIS, IN 46240
317-547-5580

Food Service Consultant
CINILITTLE
3405 NW 9TH AVENUE #1202
FORT LAUDERDALE, FL 33309
954-846-9600

Code Consultant
FORZA
2502 WEST MECHANIC ST, SUITE C
HARRISONVILLE, MO 64701
816-806-3729

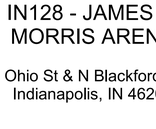

KEY PLAN

SEAL | DATE 02/03/25

WILLIAM A. BROWNE WESTERVELT, JR. No. AR00034154 STATE OF INDIANA ARCHITECT

SHEET ISSUE

1	CONSTRUCTION DOCUMENTS	01/13/25
2	ADDENDUM 01	01/27/25
3	ADDENDUM 02	02/03/25

COPYRIGHT NOTICE: THIS ARCHITECTURAL AND ENGINEERING DRAWING IS GIVEN IN CONFIDENCE AND SHALL BE USED ONLY PURSUANT TO THE AGREEMENT WITH RATIO. NO OTHER USE, DISSEMINATION OR DUPLICATION MAY BE MADE WITHOUT PRIOR WRITTEN CONSENT OF RATIO. ALL COMMON LAW RIGHTS OF COPYRIGHT AND OTHERWISE ARE HEREBY SPECIFICALLY RESERVED.

PROJECT NO. 23112.000

SHEET TITLE
UPPER FLOOR REFLECTED CEILING PLAN - AREA C

SHEET NUMBER
A-133C

2/3/2025 9:36:46 AM

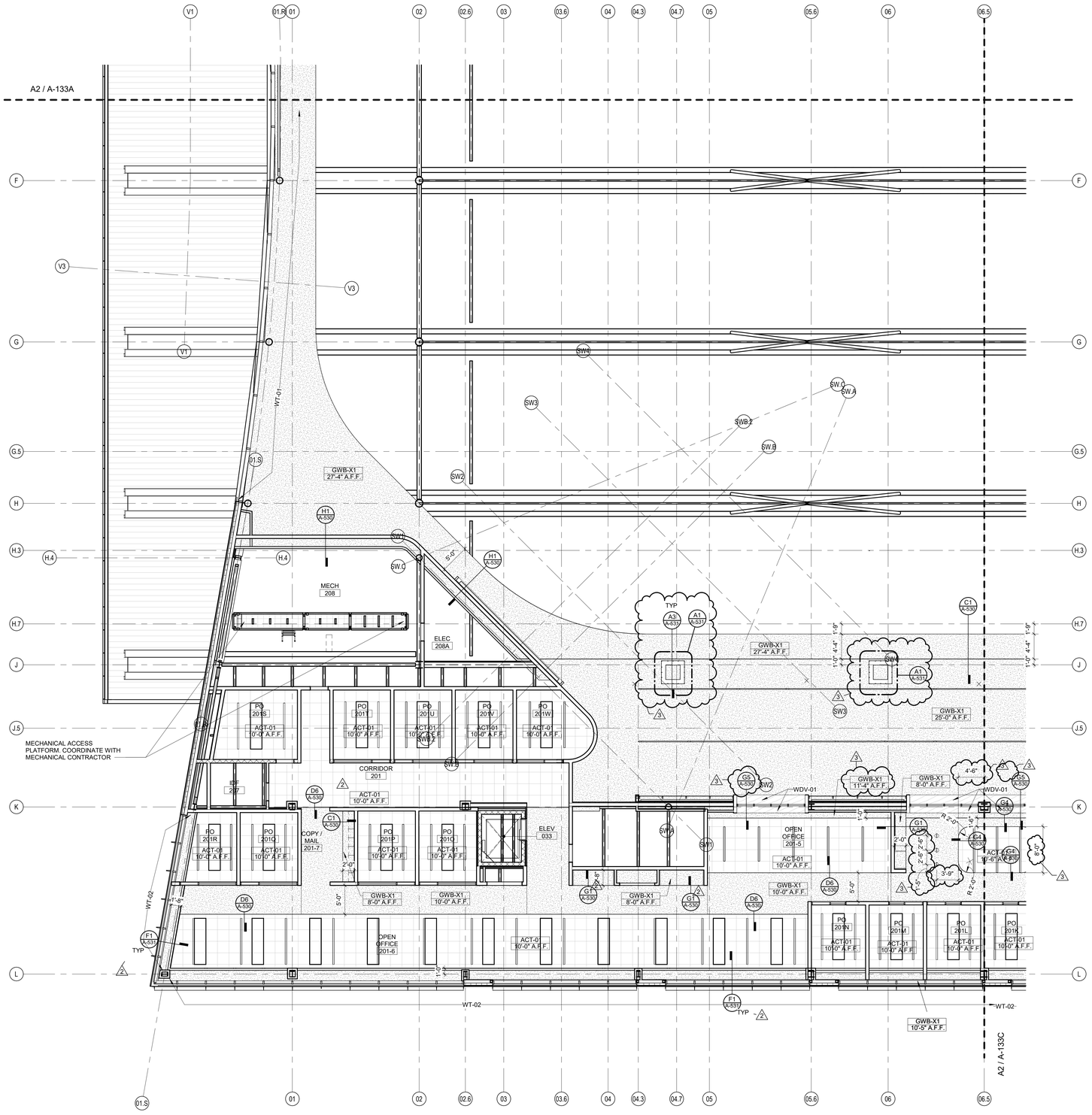

A2 / A-133D

UPPER LEVEL REFLECTED CEILING PLAN - AREA D

1/8" = 1'-0"

GENERAL CEILING PLAN NOTES

A. THESE GENERAL NOTES APPLY TO SERIES A-130 REFLECTED CEILING DRAWINGS.
B. INSTALL NEW CEILINGS AT ▶ +9'-0" ◀ A.F.F. UNLESS NOTED OTHERWISE. ALL CEILINGS TO BE ▶ ACT-01 ◀ UNLESS NOTED OTHERWISE.
C. CENTER CEILING GRIDS WITHIN ROOMS EACH DIRECTION UNLESS NOTED OTHERWISE.
D. LOCATE CEILING GRIDS WITHIN ROOMS SUCH THAT BORDERS CONTAIN ▶ NOT LESS THAN 1/2 TILE WIDTH. ◀ UNLESS OTHERWISE INDICATED.
E. CENTER PENETRATIONS IN ACOUSTICAL CEILING SYSTEMS WITHIN INDIVIDUAL CEILING PANELS, SUCH AS SPRINKLER HEADS, DIFFUSERS, LIGHT FIXTURES, ETC., UNLESS OTHERWISE INDICATED.
F. PAINT EXPOSED GYPSUM BOARD AND PLASTER CEILING SURFACES ▶ PT-01 ◀ UNLESS OTHERWISE INDICATED.
G. PROVIDE CONTROL JOINTS (C.J.) IN GYPSUM BOARD CEILING CONSTRUCTION AS INDICATED. WHERE NOT SHOWN, PROVIDE MAXIMUM SPACING BETWEEN JOINTS OF 30'-0". VERIFY FINAL CONTROL JOINT LOCATIONS WITH ARCHITECT PRIOR TO STARTING WORK WHETHER OR NOT INDICATED ON THE DRAWINGS.
H. CEILING ACCESS PANELS INDICATED ARE NOT INTENDED TO LIMIT NUMBER OF PANELS REQUIRED. PANEL QUANTITY SHALL BE SUFFICIENT TO PROVIDE REQUIRED ACCESS WHETHER OR NOT INDICATED ON THE DRAWINGS. VERIFY FINAL LOCATIONS WITH ARCHITECT PRIOR TO STARTING WORK. REFER TO A-524 FOR ACCESS PANEL DETAILS. PAINT TO MATCH COLOR OF CEILING, TYP. CEILING ACCESS PANELS TO BE FLUSH W/ CONCEALED MUD-IN FLANGE TRIM 24"X24" U.N.O.
I. REFER TO ▶ SERIES A-001 ◀ GENERAL INFORMATION DRAWINGS FOR MATERIAL SYMBOL KEY.
J. REFER TO ▶ SERIES A-150 ◀ FINISH PLANS FOR ADDITIONAL CEILING FINISH INFORMATION.
K. REFER TO ELECTRICAL DRAWINGS FOR CEILING-MOUNTED LIGHT FIXTURE TYPES AND QUANTITIES.
L. REFER TO MECHANICAL DRAWINGS FOR CEILING-MOUNTED DIFFUSERS, GRILLE TYPES AND QUANTITIES.
M. REFER TO FIRE PROTECTION DRAWINGS FOR SPRINKLER HEAD TYPES AND QUANTITIES. HEADS HAVE BEEN INTENTIONALLY OMITTED FROM REFLECTED CEILING PLANS FOR CLARITY.
N. INSTALLATION OF CEILING SYSTEMS SHALL NOT BEGIN PRIOR TO SUBMITTAL AND REVIEW OF CEILING COORDINATION DRAWINGS SHOWING LAYOUT OF CEILING GRIDS OR CONTROL JOINTS AND ITEMS TO BE INSTALLED IN OR ON CEILINGS SUCH AS SPRINKLER HEADS, DIFFUSERS, GRILLES, LIGHT FIXTURES, FIRE DETECTION AND ALARM DEVICES, ACCESS PANELS, ETC.
O. PROVIDE ▶ 4" AXIOM EDGE TRIM ◀ ON ALL EXPOSED EDGES OF CEILINGS UNLESS NOTED OTHERWISE.
P. IN AREAS WHERE STRUCTURE IS EXPOSED, CONTRACTOR TO PROVIDE FANAL LAYOUTS OF ALL DUCTWORK, PIPING, CONDUIT, LIGHTING, ETC. FOR FINAL APPROVAL BY ARCHITECT PRIOR TO INSTALLATION.
Q. PAINT ALL ELEMENTS IN OPEN & EXPOSED CEILINGS INCLUDING BUT NOT LIMITED TO DUCTWORK, STRUCTURE, CABLES, METAL STUDS, PIPING, CEILING HANGERS, AND MECHANICAL DEVICES PT-05 U.N.O.

RCP LEGEND

CEILING TAG
XXX-01 10'-10" A.F.F.
CEILING TYPE
CEILING HEIGHT (ABOVE FINISH FLOOR)

SPOT ELEVATION MARKER

GYB BOARD CEILING (REFER TO PLAN FOR SUSPENSION TYPE)

ACOUSTIC CEILING TILE

KEYNOTES (SPEC BASED)

061600.A00

KEYNOTES (ACTION/GENERAL)

00-A1

IN128 - JAMES T. MORRIS ARENA

Ohio St & N Blackford St
Indianapolis, IN 46202

IU Project NO. 20240127

Owner
INDIANA UNIVERSITY BOARD OF TRUSTEES
2901 EAST DISCOVERY PARKWAY
BLOOMINGTON, IN 47408
812-855-1692

Architect
RATIO
101 SOUTH PENNSYLVANIA STREET
INDIANAPOLIS, IN 46204
317-633-4040

Structural Engineer
FINK ROBERTS AND PETRIE, INC.
3535 EAST 96TH STREET
SUITE 126
INDIANAPOLIS, IN 46240
317-872-8400

Mechanical / Electrical
INTROBA
8250 HAVERSTICK ROAD
SUITE 285
INDIANAPOLIS, IN 46240
800-404-7677

Plumbing Engineer
DLZ
138 N. DELAWARE ST
INDIANAPOLIS, IN 46204
317-633-4120

Acoustics / Technology Engineer
WJHW
7220 W. JEFFERSON AVE
SUITE 216
LAKEWOOD, CO 80235
972-934-3700

Civil Engineer
AMERICAN STRUCTUREPOINT, INC.
9025 RIVER ROAD
SUITE 200
INDIANAPOLIS, IN 46240
317-547-5580

Food Service Consultant
CINILITTLE
3405 NW 9TH AVENUE #1202
FORT LAUDERDALE, FL 33309
954-846-9600

Code Consultant
FORZA
2502 WEST MECHANIC ST, SUITE C
HARRISONVILLE, MO 64701
816-806-3729

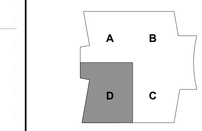

KEY PLAN

SEAL | DATE 02/03/25

WILLIAM A. BROWNE, JR. REGISTERED No. AR00034154 STATE OF INDIANA ARCHITECT

SHEET ISSUE

1	CONSTRUCTION DOCUMENTS	01/13/25
2	ADDENDUM 01	01/27/25
3	ADDENDUM 02	02/03/25

RATIO

COPYRIGHT NOTICE: THIS ARCHITECTURAL AND ENGINEERING DRAWING IS GIVEN IN CONFIDENCE AND SHALL BE USED ONLY PURSUANT TO THE AGREEMENT WITH RATIO. NO OTHER USE, DISSEMINATION OR DUPLICATION MAY BE MADE WITHOUT PRIOR WRITTEN CONSENT OF RATIO. ALL COMMON LAW RIGHTS OF COPYRIGHT AND OTHERWISE ARE HEREBY SPECIFICALLY RESERVED.

PROJECT NO. 23112.000

SHEET TITLE
UPPER FLOOR REFLECTED CEILING PLAN - AREA D

SHEET NUMBER
A-133D

2/3/2025 9:36:56 AM

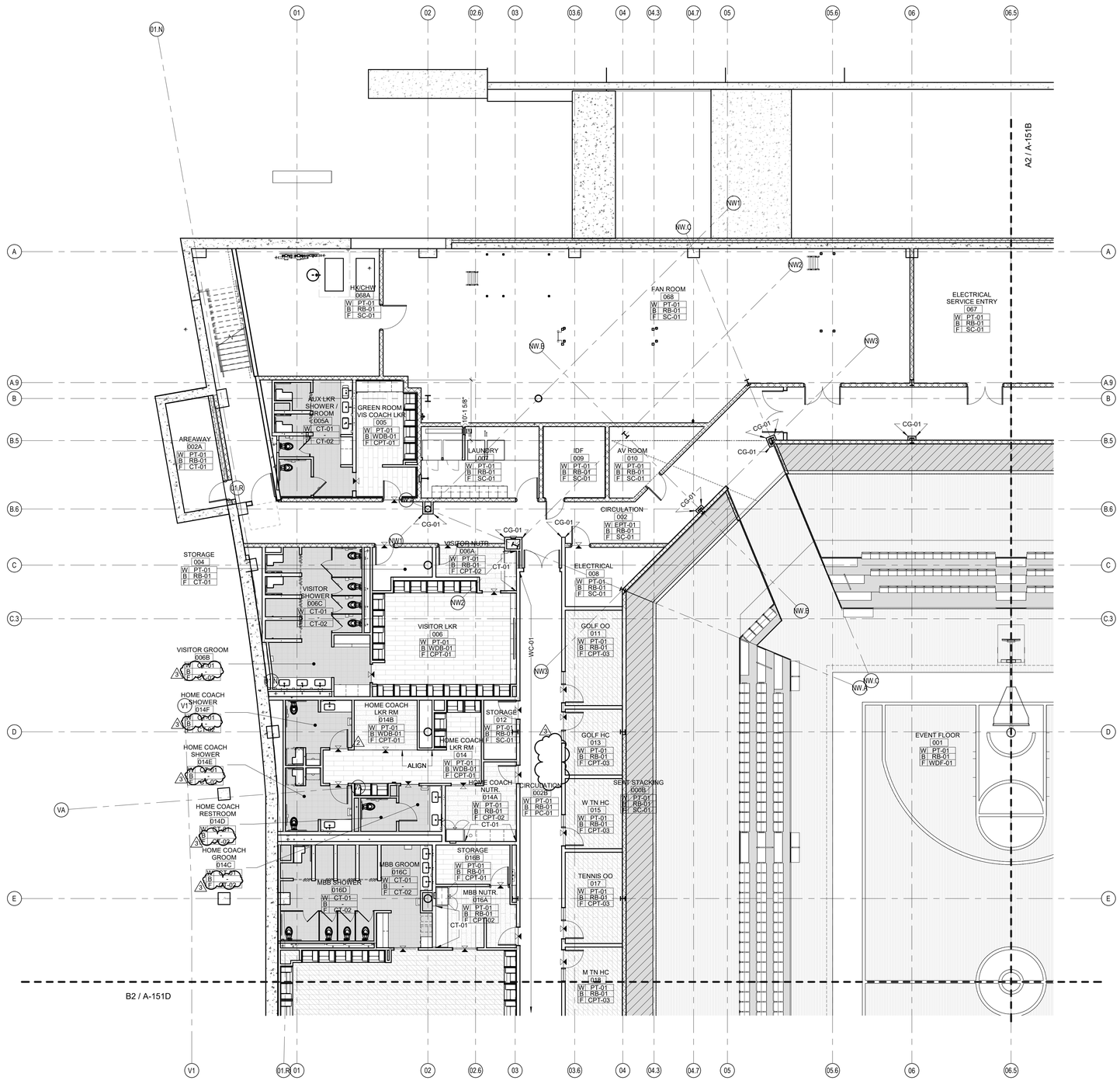

B2 / A-151A **EVENT LEVEL FINISH PLAN - AREA A**

1/8" = 1'-0"

GENERAL FINISH PLAN NOTES

A. THESE GENERAL NOTES APPLY TO SERIES A-150 DRAWINGS.
B. PAINT NEW AND EXISTING HOLLOW METAL DOORS, DOOR FRAMES, AND LINTELS EXPOSED TO VIEW IN FINISHED AREAS AND AT EXTERIOR LOCATIONS PT-01 UNLESS NOTED OTHERWISE.
C. PAINT STEEL COLUMNS, BEAMS, STRUCTURE, ETC., EXPOSED TO VIEW IN FINISHED AREAS PT-01 UNLESS NOTES OTHERWISE.
D. PAINT EXISTING FIRE EXTINGUISHER CABINETS, METAL ACCESS PANELS, LOUVERS, UNIT VENTILATORS, AND OTHER PAINTABLE SURFACES IN ROOMS TO BE FINISHED TO MATCH HOST WALL UNLESS NOTES OTHERWISE.
E. IN STAIRWELLS, PAINT STEEL STAIR AND LANDING PARTS EXPOSED TO VIEW INCLUDING RISERS AND TREADS, STRINGERS, UNDERSIDE OF STAIR STRUCTURE, HANDRAILS, WALL BRACKETS, COMPONENTS VISIBLE FROM EXTERIOR, ETC.
F. PROVIDE FINISHES BEHIND FIXED CABINETS/CASEWORK.
G. PROVIDE FINISHES BEHIND FIXED EQUIPMENT SUCH AS CHALK AND TACKBOARDS, LOCKERS, ETC.
H. ALIGN FLOOR FINISH TRANSITIONS AT DOOR LOCATIONS WITH CENTERLINE OF DOOR SUCH THAT TRANSITION MATERIALS ARE NOT VISIBLE FROM EITHER SIDE WHEN DOOR IS IN CLOSED POSITION.
I. REFER TO REFLECTED CEILING PLANS AND INTERIOR ELEVATIONS FOR ADDITIONAL FINISH INFORMATION.
J. REFER TO PROJECT MANUAL DIVISION 09 FOR FINISH LEVEL REQUIREMENTS FOR GYPSUM BOARD SURFACES UNLESS OTHERWISE INDICATED.
K. REFER TO SPECIFICATIONSFOR ELEVATOR CAB FINISHES, UNLESS NOTED OTHERWISE.
L. REFERENCE INTERIOR DETAIL SHEETS FOR TYPICAL TRANSITION AND BASE DETAILS.
M. DO NOT APPLY BASE TO CURTAIN WALL BASE MULLION OR BRICK. SCRIBE FLOOR FINISHES TO MULLIONS / BRICK.
N. UNLESS NOTED OTHERWISE, DO NOT TERMINATE OR TRANSITION ANY FINISHES ON OUTSIDE CORNERS. BRING ANY CONFLICTS TO THE ARCHITECT'S/OWNERS ATTENTION PRIOR TO ORDER AND INSTALLATION OF MATERIALS.
O. WHERE RESILENT BASE IS SPECIFICED, PROVIDE STRAIGHT BASE AT CARPET & COVED BASE AT HARD SURFACE FLOORING
P. REVEALS AND EXPOSED MEPRP ROUGH-IN SHALL BE PAINTED TO MATCH ADJACENT WALL SURFACE.

FINISHES-SYMBOLS LEGEND

Room name XXXXX
W Wall Fin.
B Base Fin.
F Floor Fin.
150 SF
— ROOM NAME AND ROOM FINISHES

— FLOORING MATERIAL TRANSITION VIEW REFERENCE

— FLOORING DIRECTION

PT-XX — ACCENT WALL FINISH DESIGNATION

FINISH TRANSITIONS AT DOORS

CT	CT	QT
VCT	TZ	TZ
- / ---	- / ---	- / ---
CPT	CPT	CPT
CT	VCT	QT
- / ---	- / ---	- / ---

KEYNOTES (SPEC BASED)

061600.A00

KEYNOTES (ACTION/GENERAL)

00-A1

IN128 - JAMES T. MORRIS ARENA

Ohio St & N Blackford St
Indianapolis, IN 46202

IU Project NO. 20240127

Owner
INDIANA UNIVERSITY BOARD OF TRUSTEES
2901 EAST DISCOVERY PARKWAY
BLOOMINGTON, IN 47408
812-855-1692

Architect
RATIO
101 SOUTH PENNSYLVANIA STREET
INDIANAPOLIS, IN 46204
317-633-4040

Structural Engineer
FINK ROBERTS AND PETRIE, INC.
3535 EAST 96TH STREET
SUITE 126
INDIANAPOLIS, IN 46240
317-872-8400

Mechanical / Electrical
INTROBA
8250 HAVERSTICK ROAD
SUITE 285
INDIANAPOLIS, IN 46240
800-404-7677

Plumbing Engineer
DLZ
138 N. DELAWARE ST
INDIANAPOLIS, IN 46204
317-633-4120

Acoustics / Technology Engineer
WJHW
7220 W. JEFFERSON AVE
SUITE 216
LAKEWOOD, CO 80235
972-934-3700

Civil Engineer
AMERICAN STRUCTUREPOINT, INC.
9025 RIVER ROAD
SUITE 200
INDIANAPOLIS, IN 46240
317-547-5580

Food Service Consultant
CINILITTLE
3405 NW 9TH AVENUE #1202
FORT LAUDERDALE, FL 33309
954-846-9600

Code Consultant
FORZA
2502 WEST MECHANIC ST, SUITE C
HARRISONVILLE, MO 64701
816-806-3729

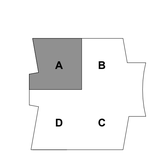

KEY PLAN

SEAL | DATE 02/03/25



SHEET ISSUE

1	CONSTRUCTION DOCUMENTS	01/13/25
2	ADDENDUM 01	01/27/25
3	ADDENDUM 02	02/03/25

COPYRIGHT NOTICE: THIS ARCHITECTURAL AND ENGINEERING DRAWING IS GIVEN IN CONFIDENCE AND SHALL BE USED ONLY PURSUANT TO THE AGREEMENT WITH RATIO. NO OTHER USE, DISSEMINATION OR DUPLICATION MAY BE MADE WITHOUT PRIOR WRITTEN CONSENT OF RATIO. ALL COMMON LAW RIGHTS OF COPYRIGHT AND OTHERWISE ARE HEREBY SPECIFICALLY RESERVED.

PROJECT NO. 23112.000

SHEET TITLE
EVENT FLOOR FINISH PLAN - AREA A

SHEET NUMBER
A-151A

2/2/2025 10:54:44 PM

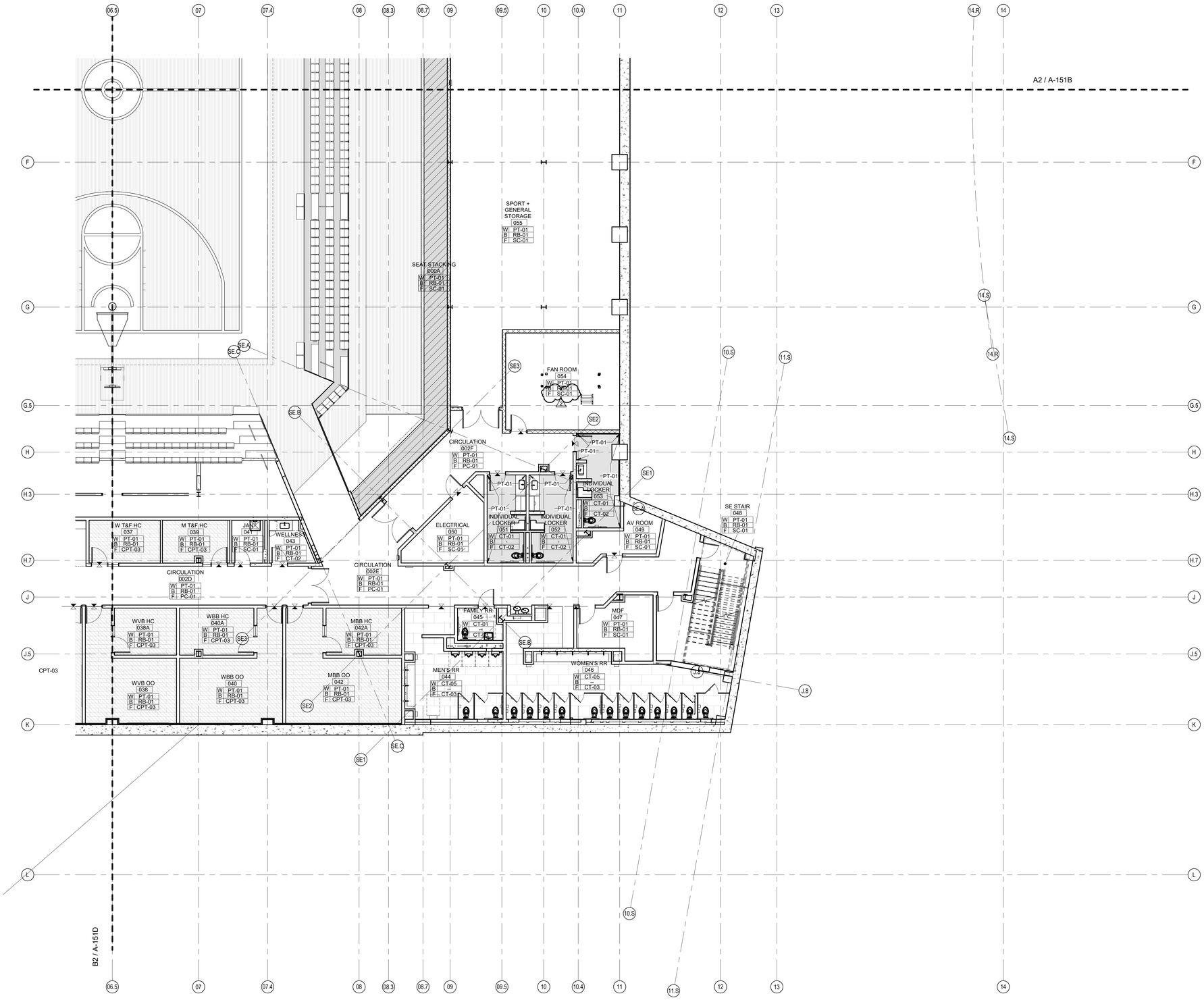

GENERAL FINISH PLAN NOTES

A. THESE GENERAL NOTES APPLY TO SERIES A-150 DRAWINGS.
B. PAINT NEW AND EXISTING HOLLOW METAL DOORS, DOOR FRAMES, AND LINTELS EXPOSED TO VIEW IN FINISHED AREAS AND AT EXTERIOR LOCATIONS PT-01 UNLESS NOTED OTHERWISE.
C. PAINT STEEL COLUMNS, BEAMS, STRUCTURE, ETC., EXPOSED TO VIEW IN FINISHED AREAS PT-01 UNLESS NOTES OTHERWISE.
D. PAINT EXISTING FIRE EXTINGUISHER CABINETS, METAL ACCESS PANELS, LOUVERS, UNIT VENTILATORS, AND OTHER PAINTABLE SURFACES IN ROOMS TO BE FINISHED TO MATCH HOST WALL UNLESS NOTES OTHERWISE.
E. IN STAIRWELLS, PAINT STEEL STAIR AND LANDING PARTS EXPOSED TO VIEW INCLUDING RISERS AND TREADS, STRINGERS, UNDERSIDE OF STAIR STRUCTURE, HANDRAILS, WALL BRACKETS, COMPONENTS VISIBLE FROM EXTERIOR, ETC.
F. PROVIDE FINISHES BEHIND FIXED CABINETS/CASEWORK.
G. PROVIDE FINISHES BEHIND FIXED EQUIPMENT SUCH AS CHALK AND TACKBOARDS, LOCKERS, ETC.
H. ALIGN FLOOR FINISH TRANSITIONS AT DOOR LOCATIONS WITH CENTERLINE OF DOOR SUCH THAT TRANSITION MATERIALS ARE NOT VISIBLE FROM EITHER SIDE WHEN DOOR IS IN CLOSED POSITION.
I. REFER TO REFLECTED CEILING PLANS AND INTERIOR ELEVATIONS FOR ADDITIONAL FINISH INFORMATION.
J. REFER TO PROJECT MANUAL DIVISION 09 FOR FINISH LEVEL REQUIREMENTS FOR GYPSUM BOARD SURFACES UNLESS OTHERWISE INDICATED.
K. REFER TO SPECIFICATIONSFOR ELEVATOR CAB FINISHES, UNLESS NOTED OTHERWISE.
L. REFERENCE INTERIOR DETAIL SHEETS FOR TYPICAL TRANSITION AND BASE DETAILS.
M. DO NOT APPLY BASE TO CURTAIN WALL BASE MULLION OR BRICK. SCRIBE FLOOR FINISHES TO MULLIONS / BRICK.
N. UNLESS NOTED OTHERWISE, DO NOT TERMINATE OR TRANSITION ANY FINISHES ON OUTSIDE CORNERS. BRING ANY CONFLICTS TO THE ARCHITECT'SOWNER'S ATTENTION PRIOR TO ORDER AND INSTALLATION OF MATERIALS.
O. WHERE RESILENT BASE IS SPECIFICED, PROVIDE STRAIGHT BASE AT CARPET & COVED BASE AT HARD SURFACE FLOORING
P. REVEALS AND EXPOSED MEPRP ROUGH-IN SHALL BE PAINTED TO MATCH ADJACENT WALL SURFACE.

FINISHES-SYMBOLS LEGEND

Room name XXXXX
W Wall Fin
B Base Fin
F Floor Fin
150 SF
ROOM NAME AND ROOM FINISHES

FLOORING MATERIAL TRANSITION VIEW REFERENCE

FLOORING DIRECTION

PT-XX
ACCENT WALL FINISH DESIGNATION

FINISH TRANSITIONS AT DOORS

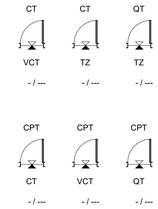

KEYNOTES (SPEC BASED)

061600.A00

KEYNOTES (ACTION/GENERAL)

00-A1

IN128 - JAMES T. MORRIS ARENA

Ohio St & N Blackford St
Indianapolis, IN 46202

IU Project NO. 20240127

Owner
INDIANA UNIVERSITY BOARD OF TRUSTEES
2901 EAST DISCOVERY PARKWAY
BLOOMINGTON, IN 47408
812-855-1692

Architect
RATIO
101 SOUTH PENNSYLVANIA STREET
INDIANAPOLIS, IN 46204
317-633-4040

Structural Engineer
FINK ROBERTS AND PETRIE, INC.
3535 EAST 96TH STREET
SUITE 126
INDIANAPOLIS, IN 46240
317-872-8400

Mechanical / Electrical
INTROBA
8250 HAVERSTICK ROAD
SUITE 285
INDIANAPOLIS, IN 46240
800-404-7677

Plumbing Engineer
DLZ
138 N. DELAWARE ST
INDIANAPOLIS, IN 46204
317-633-4120

Acoustics / Technology Engineer
WJHW
7220 W. JEFFERSON AVE
SUITE 216
LAKEWOOD, CO 80235
972-934-3700

Civil Engineer
AMERICAN STRUCTUREPOINT, INC.
9025 RIVER ROAD
SUITE 200
INDIANAPOLIS, IN 46240
317-547-5580

Food Service Consultant
CINILITTLE
3405 NW 9TH AVENUE #1202
FORT LAUDERDALE, FL 33309
954-846-9600

Code Consultant
FORZA
2502 WEST MECHANIC ST, SUITE C
HARRISONVILLE, MO 64701
816-806-3729

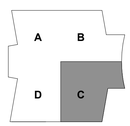

KEY PLAN

SEAL | DATE 02/03/25



SHEET ISSUE

1	CONSTRUCTION DOCUMENTS	01/13/25
2	ADDENDUM 02	02/03/25

RATIO

COPYRIGHT NOTICE: THIS ARCHITECTURAL AND ENGINEERING DRAWING IS GIVEN IN CONFIDENCE AND SHALL BE USED ONLY PURSUANT TO THE AGREEMENT WITH RATIO. NO OTHER USE, DISSEMINATION OR DUPLICATION MAY BE MADE WITHOUT PRIOR WRITTEN CONSENT OF RATIO. ALL COMMON LAW RIGHTS OF COPYRIGHT AND OTHERS BE ARE HEREBY SPECIFICALLY RESERVED.

PROJECT NO. 23112.000

SHEET TITLE
EVENT FLOOR FINISH PLAN - AREA C

SHEET NUMBER
A-151C

B2 / A-151C **EVENT LEVEL FINISH PLAN - AREA C**
1/8" = 1'-0"

2/2/2025 10:54:49 PM

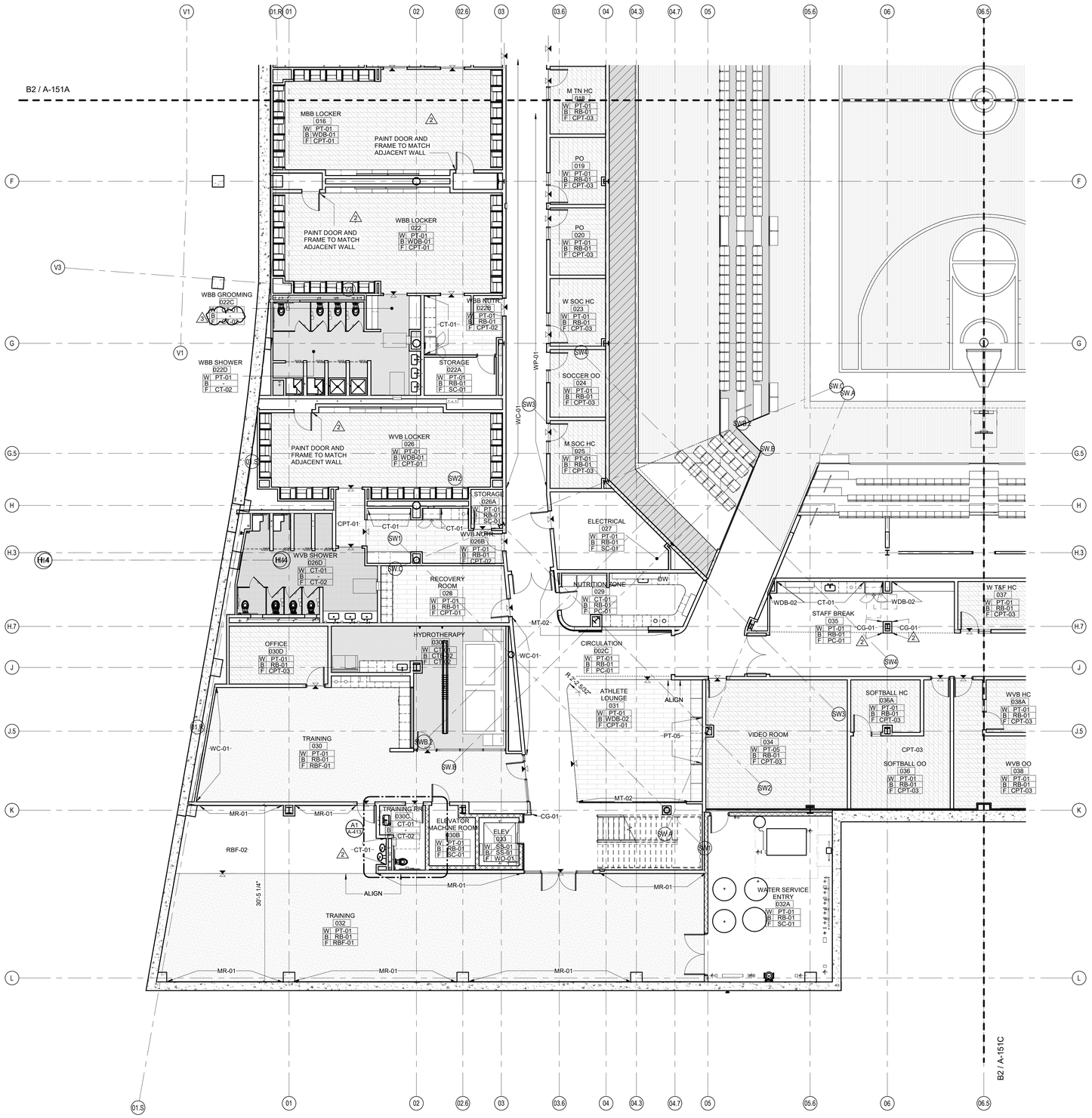

B2 A-151D **EVENT LEVEL FINISH PLAN - AREA D**

1/8" = 1'-0"

GENERAL FINISH PLAN NOTES

A. THESE GENERAL NOTES APPLY TO SERIES A-150 DRAWINGS.
B. PAINT NEW AND EXISTING HOLLOW METAL DOORS, DOOR FRAMES, AND LINTELS EXPOSED TO VIEW IN FINISHED AREAS AND AT EXTERIOR LOCATIONS PT-01 UNLESS NOTED OTHERWISE.
C. PAINT STEEL COLUMNS, BEAMS, STRUCTURE, ETC., EXPOSED TO VIEW IN FINISHED AREAS PT-01 UNLESS NOTES OTHERWISE.
D. PAINT EXISTING FIRE EXTINGUISHER CABINETS, METAL ACCESS PANELS, LOUVERS, UNIT VENTILATORS, AND OTHER PAINTABLE SURFACES IN ROOMS TO BE FINISHED TO MATCH HOST WALL UNLESS NOTES OTHERWISE.
E. IN STAIRWELLS, PAINT STEEL STAIR AND LANDING PARTS EXPOSED TO VIEW INCLUDING RISERS AND TREADS, STRINGERS, UNDERSIDE OF STAIR STRUCTURE, HANDRAILS, WALL BRACKETS, COMPONENTS VISIBLE FROM EXTERIOR, ETC.
F. PROVIDE FINISHES BEHIND FIXED CABINETS/CASEWORK.
G. PROVIDE FINISHES BEHIND FIXED EQUIPMENT SUCH AS CHALK AND TACKBOARDS, LOCKERS, ETC.
H. ALIGN FLOOR FINISH TRANSITIONS AT DOOR LOCATIONS WITH CENTERLINE OF DOOR SUCH THAT TRANSITION MATERIALS ARE NOT VISIBLE FROM EITHER SIDE WHEN DOOR IS IN CLOSED POSITION.
I. REFER TO REFLECTED CEILING PLANS AND INTERIOR ELEVATIONS FOR ADDITIONAL FINISH INFORMATION.
J. REFER TO PROJECT MANUAL DIVISION 09 FOR FINISH LEVEL REQUIREMENTS FOR GYPSUM BOARD SURFACES UNLESS OTHERWISE INDICATED.
K. REFER TO SPECIFICATIONSFOR ELEVATOR CAB FINISHES, UNLESS NOTED OTHERWISE.
L. REFERENCE INTERIOR DETAIL SHEETS FOR TYPICAL TRANSITION AND BASE DETAILS.
M. DO NOT APPLY BASE TO CURTAIN WALL BASE MULLION OR BRICK. SCRIBE FLOOR FINISHES TO MULLIONS / BRICK.
N. UNLESS NOTED OTHERWISE, DO NOT TERMINATE OR TRANSITION ANY FINISHES ON OUTSIDE CORNERS. BRING ANY CONFLICTS TO THE ARCHITECT'S/OWNER'S ATTENTION PRIOR TO ORDER AND INSTALLATION OF MATERIALS.
O. WHERE RESILENT BASE IS SPECIFICED, PROVIDE STRAIGHT BASE AT CARPET & COVED BASE AT HARD SURFACE FLOORING
P. REVEALS AND EXPOSED MEPRP ROUGH-IN SHALL BE PAINTED TO MATCH ADJACENT WALL SURFACE.

FINISHES-SYMBOLS LEGEND

Room name XXXXX W Wall Fin. B Base Fin. F Floor Fin. 150 SF — ROOM NAME AND ROOM FINISHES

FLOORING MATERIAL TRANSITION VIEW REFERENCE

FLOORING DIRECTION

PT-XX — ACCENT WALL FINISH DESIGNATION

FINISH TRANSITIONS AT DOORS

KEYNOTES (SPEC BASED)

061600.A00

KEYNOTES (ACTION/GENERAL)

00-A1

IN128 - JAMES T. MORRIS ARENA

Ohio St & N Blackford St
Indianapolis, IN 46202

IU Project NO. 20240127

Owner
INDIANA UNIVERSITY BOARD OF TRUSTEES
2901 EAST DISCOVERY PARKWAY
BLOOMINGTON, IN 47408
812-855-1692

Architect
RATIO
101 SOUTH PENNSYLVANIA STREET
INDIANAPOLIS, IN 46204
317-633-4040

Structural Engineer
FINK ROBERTS AND PETRIE, INC.
3535 EAST 96TH STREET
SUITE 126
INDIANAPOLIS, IN 46240
317-872-8400

Mechanical / Electrical
INTROBA
8250 HAVERSTICK ROAD
SUITE 285
INDIANAPOLIS, IN 46240
800-404-7677

Plumbing Engineer
DLZ
138 N. DELAWARE ST
INDIANAPOLIS, IN 46204
317-633-4120

Acoustics / Technology Engineer
WJHW
7220 W. JEFFERSON AVE
SUITE 216
LAKEWOOD, CO 80235
972-934-3700

Civil Engineer
AMERICAN STRUCTUREPOINT, INC.
9025 RIVER ROAD
SUITE 200
INDIANAPOLIS, IN 46240
317-547-5580

Food Service Consultant
CINILITTLE
3405 NW 9TH AVENUE #1202
FORT LAUDERDALE, FL 33309
954-846-9600

Code Consultant
FORZA
2502 WEST MECHANIC ST, SUITE C
HARRISONVILLE, MO 64701
816-806-3729

KEY PLAN

SEAL | DATE 02/03/25

WILLIAM A. BROWNE, JR. REGISTERED No. AR00034154 STATE OF INDIANA ARCHITECT

SHEET ISSUE

1	CONSTRUCTION DOCUMENTS	01/13/25
2	ADDENDUM 01	01/27/25
3	ADDENDUM 02	02/03/25

COPYRIGHT NOTICE: THIS ARCHITECTURAL AND ENGINEERING DRAWING IS GIVEN IN CONFIDENCE AND SHALL BE USED ONLY PURSUANT TO THE AGREEMENT WITH RATIO. NO OTHER USE, DISSEMINATION OR DUPLICATION MAY BE MADE WITHOUT PRIOR WRITTEN CONSENT OF RATIO. ALL COMMON LAW RIGHTS OF COPYRIGHT AND OTHERWISE ARE HEREBY SPECIFICALLY RESERVED.

PROJECT NO. 23112.000

SHEET TITLE
EVENT FLOOR FINISH PLAN - AREA D

SHEET NUMBER
A-151D

2/2/2025 10:54:54 PM

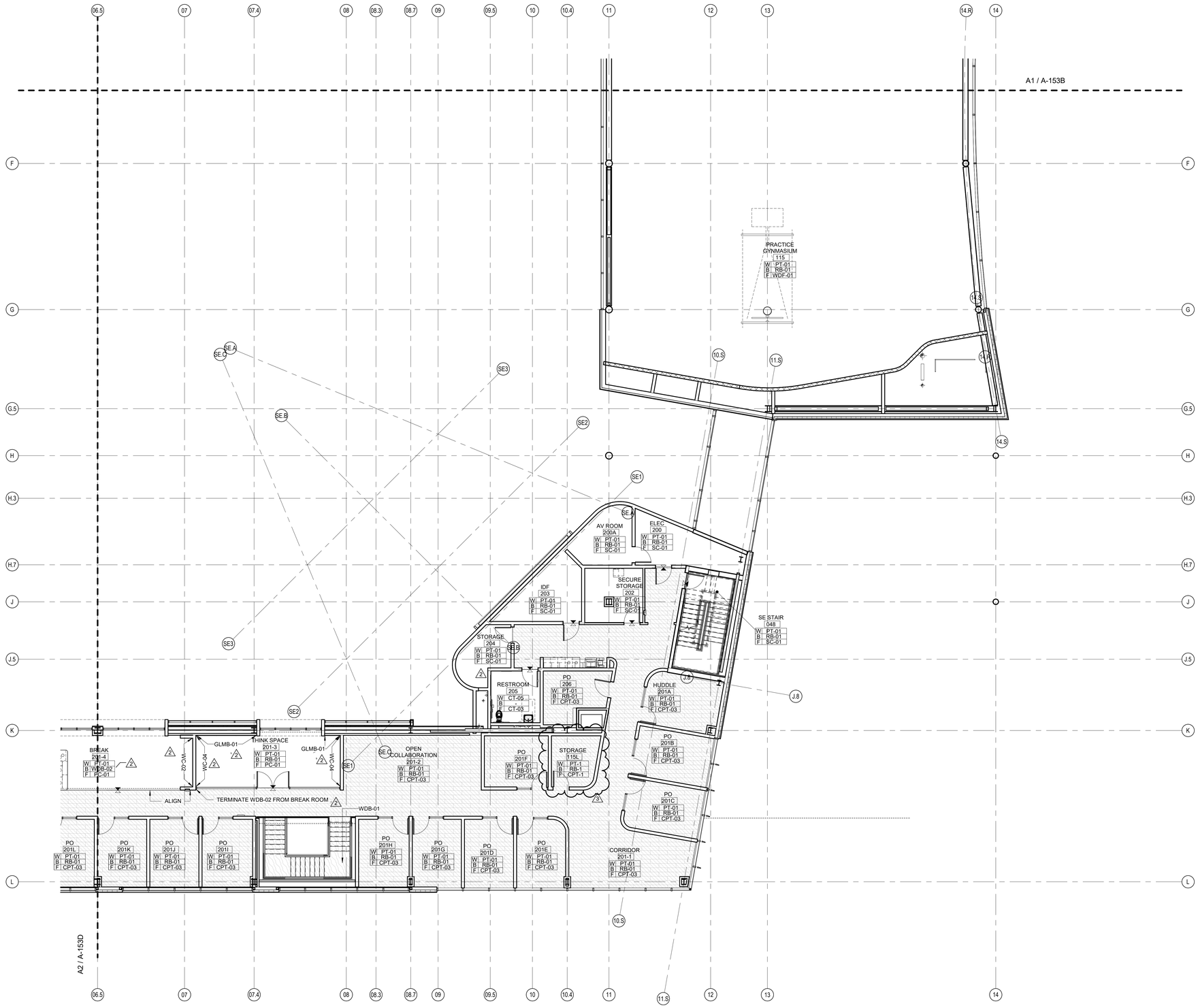

A1 / A-153C

UPPER FLOOR FINISH PLAN - AREA C

1/8" = 1'-0"

GENERAL FINISH PLAN NOTES

A. THESE GENERAL NOTES APPLY TO SERIES A-150 DRAWINGS.
B. PAINT NEW AND EXISTING HOLLOW METAL DOORS, DOOR FRAMES, AND LINTELS EXPOSED TO VIEW IN FINISHED AREAS AND AT EXTERIOR LOCATIONS PT-01 UNLESS NOTED OTHERWISE.
C. PAINT STEEL COLUMNS, BEAMS, STRUCTURE, ETC., EXPOSED TO VIEW IN FINISHED AREAS PT-01 UNLESS NOTES OTHERWISE.
D. PAINT EXISTING FIRE EXTINGUISHER CABINETS, METAL ACCESS PANELS, LOUVERS, UNIT VENTILATORS, AND OTHER PAINTABLE SURFACES IN ROOMS TO BE FINISHED TO MATCH HOST WALL UNLESS NOTES OTHERWISE.
E. IN STAIRWELLS, PAINT STEEL STAIR AND LANDING PARTS EXPOSED TO VIEW INCLUDING RISERS AND TREADS, STRINGERS, UNDERSIDE OF STAIR STRUCTURE, HANDRAILS, WALL BRACKETS, COMPONENTS VISIBLE FROM EXTERIOR, ETC.
F. PROVIDE FINISHES BEHIND FIXED CABINETS/CASEWORK.
G. PROVIDE FINISHES BEHIND FIXED EQUIPMENT SUCH AS CHALK AND TACKBOARDS, LOCKERS, ETC.
H. ALIGN FLOOR FINISH TRANSITIONS AT DOOR LOCATIONS WITH CENTERLINE OF DOOR SUCH THAT TRANSITION MATERIALS ARE NOT VISIBLE FROM EITHER SIDE WHEN DOOR IS IN CLOSED POSITION.
I. REFER TO REFLECTED CEILING PLANS AND INTERIOR ELEVATIONS FOR ADDITIONAL FINISH INFORMATION.
J. REFER TO PROJECT MANUAL DIVISION 09 FOR FINISH LEVEL REQUIREMENTS FOR GYPSUM BOARD SURFACES UNLESS OTHERWISE INDICATED.
K. REFER TO SPECIFICATIONSFOR ELEVATOR CAB FINISHES, UNLESS NOTED OTHERWISE.
L. REFERENCE INTERIOR DETAIL SHEETS FOR TYPICAL TRANSITION AND BASE DETAILS.
M. DO NOT APPLY BASE TO CURTAIN WALL BASE MULLION OR BRICK. SCRIBE FLOOR FINISHES TO MULLIONS / BRICK.
N. UNLESS NOTED OTHERWISE, DO NOT TERMINATE OR TRANSITION ANY FINISHES ON OUTSIDE CORNERS. BRING ANY CONFLICTS TO THE ARCHITECT'S/OWNER'S ATTENTION PRIOR TO ORDER AND INSTALLATION OF MATERIALS.
O. WHERE RESILENT BASE IS SPECIFICED, PROVIDE STRAIGHT BASE AT CARPET & COVED BASE AT HARD SURFACE FLOORING.
P. REVEALS AND EXPOSED MEPRP ROUGH-IN SHALL BE PAINTED TO MATCH ADJACENT WALL SURFACE.

FINISHES-SYMBOLS LEGEND

Room name XXXXX
W Wall Fin.
B Base Fin.
F Floor Fin.
150 SF
— ROOM NAME AND ROOM FINISHES

— FLOORING MATERIAL TRANSITION VIEW REFERENCE

— FLOORING DIRECTION

PT-XX — ACCENT WALL FINISH DESIGNATION

FINISH TRANSITIONS AT DOORS

CT	CT	QT
VCT	TZ	TZ
- / ---	- / ---	- / ---
CPT	CPT	CPT
CT	VCT	QT
- / ---	- / ---	- / ---

KEYNOTES (SPEC BASED)

061600.A00

KEYNOTES (ACTION/GENERAL)

00-A1

IN128 - JAMES T. MORRIS ARENA

Ohio St & N Blackford St
Indianapolis, IN 46202

IU Project NO. 20240127

Owner
INDIANA UNIVERSITY BOARD OF TRUSTEES
2901 EAST DISCOVERY PARKWAY
BLOOMINGTON, IN 47408
812-855-1692

Architect
RATIO
101 SOUTH PENNSYLVANIA STREET
INDIANAPOLIS, IN 46204
317-633-4040

Structural Engineer
FINK ROBERTS AND PETRIE, INC.
3535 EAST 96TH STREET
SUITE 126
INDIANAPOLIS, IN 46240
317-872-8400

Mechanical / Electrical
INTROBA
8250 HAVERSTICK ROAD
SUITE 285
INDIANAPOLIS, IN 46240
800-404-7677

Plumbing Engineer
DLZ
138 N. DELAWARE ST
INDIANAPOLIS, IN 46204
317-633-4120

Acoustics / Technology Engineer
WJHW
7220 W. JEFFERSON AVE
SUITE 216
LAKEWOOD, CO 80235
972-934-3700

Civil Engineer
AMERICAN STRUCTUREPOINT, INC.
9025 RIVER ROAD
SUITE 200
INDIANAPOLIS, IN 46240
317-547-5580

Food Service Consultant
CINILITTLE
3405 NW 9TH AVENUE #1202
FORT LAUDERDALE, FL 33309
954-846-9600

Code Consultant
FORZA
2502 WEST MECHANIC ST, SUITE C
HARRISONVILLE, MO 64701
816-806-3729

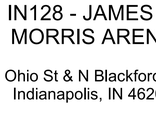

KEY PLAN

SEAL | DATE 02/03/25



SHEET ISSUE

1	CONSTRUCTION DOCUMENTS	01/13/25
2	ADDENDUM 01	01/27/25
3	ADDENDUM 02	02/03/25

RATIO

COPYRIGHT NOTICE: THIS ARCHITECTURAL AND ENGINEERING DRAWING IS GIVEN IN CONFIDENCE AND SHALL BE USED ONLY PURSUANT TO THE AGREEMENT WITH RATIO. NO OTHER USE, DISSEMINATION OR DUPLICATION MAY BE MADE WITHOUT PRIOR WRITTEN CONSENT OF RATIO. ALL COMMON LAW RIGHTS OF COPYRIGHT AND OTHERWISE ARE HEREBY SPECIFICALLY RESERVED.

PROJECT NO. 23112.000

SHEET TITLE
UPPER FLOOR FINISH PLAN - AREA C

SHEET NUMBER
A-153C

2/2/2025 10:54:57 PM

EXT. DESIGN & ALTERNATE NOTES

EXTERIOR DESIGN ALTERNATE SCHEDULE

A. ALTERNATE NO.2 (SEE PROJECT MANUAL): 107115 - VERTICAL AND HORIZONTAL SUNSHADES
   a. BASE BID = ALUMINUM SUNSHADES, CURTAINWALL SUPPORTED
   b. ALTERNATE = TERRACOTTA SUNSHADES, CURTAINWALL SUPPORTED

KEYNOTES (SPEC BASED)

061600.A00

044313.13.A01	ANCHORED STONE MASONRY VENEER - GRANITE
074213.16.A00	METAL PLATE WALL PANELS
074213.19.A00	INSULATED METAL WALL PANELS
074320.A01	EXTERIOR COMPOSITE WALL PANELS - INDIANA LIMESTONE
075423.A02	TPO ROOFING SYSTEM
076200.G01	CURTAIN WALL INTEGRATED COPING, NOT BY CURTAIN WALL MANUFACTURER
084313.A00	ALUMINUM-FRAMED STOREFRONTS
084413.A00	GLAZED ALUMINUM CURTAIN WALLS
084423.A00	STRUCTURAL-SEALANT-GLAZED CURTAIN WALLS
084426.A00	STRUCTURAL GLASS CURTAIN WALLS
089119.A00	FIXED LOUVERS
101419.A00	DIMENSIONAL LETTER SIGNAGE
102400	ARCHITECTURAL SCREEN
107113.B02	FIXED SUN SCREEN, HORIZONTAL
107113.B03	FIXED SUN SCREEN, VERTICAL
107316.B01	CANOPY-METAL

GLAZING SCHEDULE

GL-01	CLEAR INSULATING GLASS, LOW-E COATED - EXTERIOR APPLICATIONS
GL-02	CERAMIC COATED SPANDREL GLASS - EXTERIOR APPLICATIONS
GL-03	INSULATING, CERAMIC COATED VISION GLASS - EXTERIOR APPLICATIONS
GL-05	CLEAR INSULATING GLASS, LOW-E COATED, LAMINATED - EXTERIOR APPLICATIONS
GL-11	CLEAR TEMPERED GLASS - INTERIOR APPLICATIONS, WINDOWS AND DOORS
GL-12	DECORATIVE GLASS, FILM OVERLAY - INTERIOR APPLICATIONS
GL-13	CLEAR, LAMINATED - INTERIOR APPLICATIONS, FIRE RATED

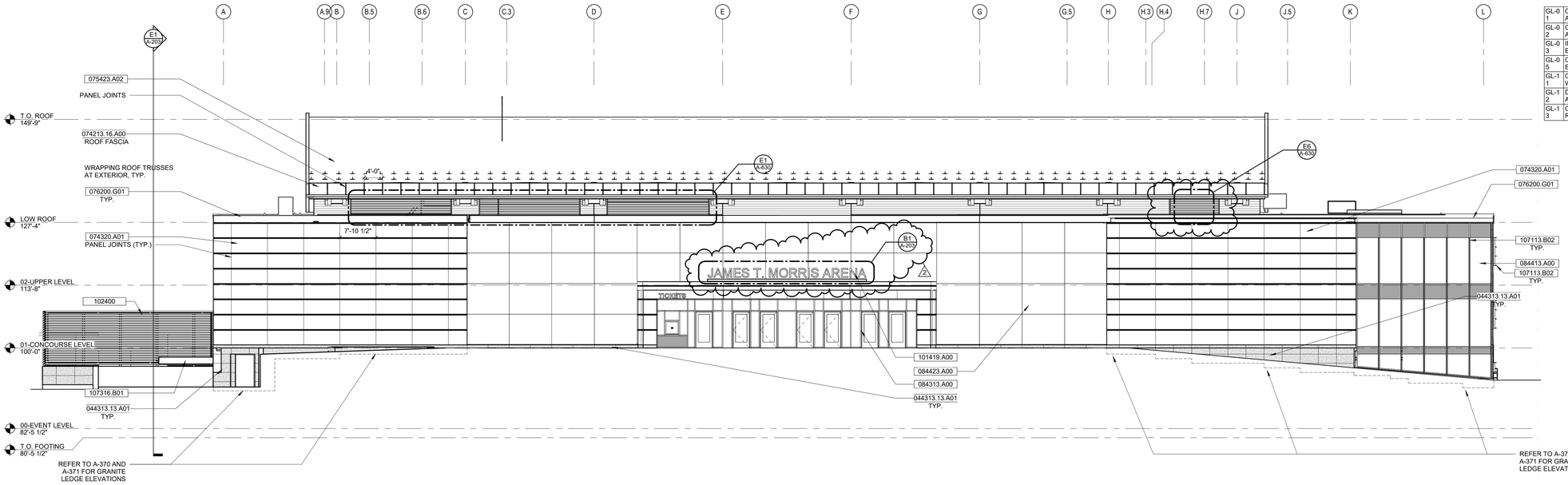

D1 A-201 **WEST ELEVATION**

3/32" = 1'-0"

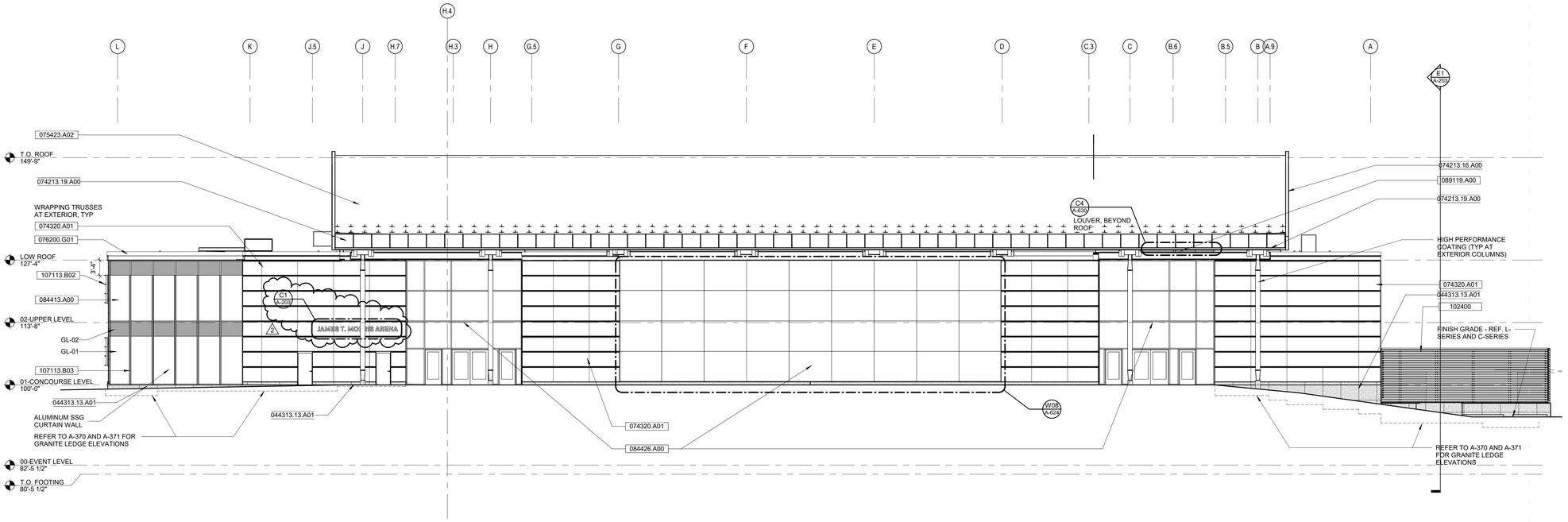

A1 A-201 **EAST ELEVATION**

3/32" = 1'-0"

2/2/2025 10:55:02 PM

IN128 - JAMES T. MORRIS ARENA

Ohio St & N Blackford St
Indianapolis, IN 46202

IU Project NO. 20240127

Owner
INDIANA UNIVERSITY BOARD OF TRUSTEES
2901 EAST DISCOVERY PARKWAY
BLOOMINGTON, IN 47408
812-855-1692

Architect
RATIO
101 SOUTH PENNSYLVANIA STREET
INDIANAPOLIS, IN 46204
317-633-4040

Structural Engineer
FINK ROBERTS AND PETRIE, INC.
3535 EAST 96TH STREET
SUITE 126
INDIANAPOLIS, IN 46240
317-872-8400

Mechanical / Electrical
INTROBA
8250 HAVERSTICK ROAD
SUITE 285
INDIANAPOLIS, IN 46240
800-404-7677

Plumbing Engineer
DLZ
138 N. DELAWARE ST
INDIANAPOLIS, IN 46204
317-633-4120

Acoustics / Technology Engineer
WJHW
7220 W. JEFFERSON AVE
SUITE 216
LAKEWOOD, CO 80235
972-934-3700

Civil Engineer
AMERICAN STRUCTUREPOINT, INC.
9025 RIVER ROAD
SUITE 200
INDIANAPOLIS, IN 46240
317-547-5580

Food Service Consultant
CINILITTLE
3405 NW 9TH AVENUE #1202
FORT LAUDERDALE, FL 33309
954-846-9600

Code Consultant
FORZA
2502 WEST MECHANIC ST, SUITE C
HARRISONVILLE, MO 64701
816-806-3729

SEAL | DATE 02/03/25

WILLIAM A. BROWNE III
No. AR00034154
STATE OF INDIANA
ARCHITECT

SHEET ISSUE

1	CONSTRUCTION DOCUMENTS	01/13/25
2	ADDENDUM 02	02/03/25

RATIO

COPYRIGHT NOTICE: THIS ARCHITECTURAL AND ENGINEERING DRAWING IS GIVEN IN CONFIDENCE AND SHALL BE USED ONLY PURSUANT TO THE AGREEMENT WITH RATIO. NO OTHER USE, DISSEMINATION OR DUPLICATION MAY BE MADE WITHOUT PRIOR WRITTEN CONSENT OF RATIO. ALL COMMON LAW RIGHTS OF COPYRIGHT AND OTHERWISE ARE HEREBY SPECIFICALLY RESERVED.

PROJECT NO. 23112.000

SHEET TITLE
EXTERIOR ELEVATIONS

SHEET NUMBER
A-201

EXT. DESIGN & ALTERNATE NOTES

EXTERIOR DESIGN ALTERNATE SCHEDULE

A. ALTERNATE NO.2 (SEE PROJECT MANUAL): 107115 - VERTICAL AND HORIZONTAL SUNSHADES
   a. BASE BID = ALUMINUM SUNSHADES, CURTAINWALL SUPPORTED
   b. ALTERNATE = TERRACOTTA SUNSHADES, CURTAINWALL SUPPORTED

KEYNOTES (SPEC BASED)

061600.A00

044313.13.A01	ANCHORED STONE MASONRY VENEER - GRANITE
074213.16.A00	METAL PLATE WALL PANELS
074213.19.A00	INSULATED METAL WALL PANELS
074320.A01	EXTERIOR COMPOSITE WALL PANELS - INDIANA LIMESTONE
076200.G01	CURTAIN WALL INTEGRATED COPING, NOT BY CURTAIN WALL MANUFACTURER
077100.A01	COPING, METAL, MANUFACTURED
078123	INTUMESCENT FIREPROOFING
078123.A00	INTUMESCENT FIREPROOFING
084413.A00	GLAZED ALUMINUM CURTAIN WALLS
089119.A00	FIXED LOUVERS
107113.B02	FIXED SUN SCREEN, HORIZONTAL
107113.C02	TERRA COTTA SUNSHADE SYSTEM, BAGUETTE TYPE

GLAZING SCHEDULE

GL-01	CLEAR INSULATING GLASS, LOW-E COATED - EXTERIOR APPLICATIONS
GL-02	CERAMIC COATED SPANDREL GLASS - EXTERIOR APPLICATIONS
GL-03	INSULATING, CERAMIC COATED VISION GLASS - EXTERIOR APPLICATIONS
GL-05	CLEAR INSULATING GLASS, LOW-E COATED, LAMINATED - EXTERIOR APPLICATIONS
GL-11	CLEAR TEMPERED GLASS - INTERIOR APPLICATIONS, WINDOWS AND DOORS
GL-12	DECORATIVE GLASS, FILM OVERLAY - INTERIOR APPLICATIONS
GL-13	CLEAR, LAMINATED - INTERIOR APPLICATIONS, FIRE RATED

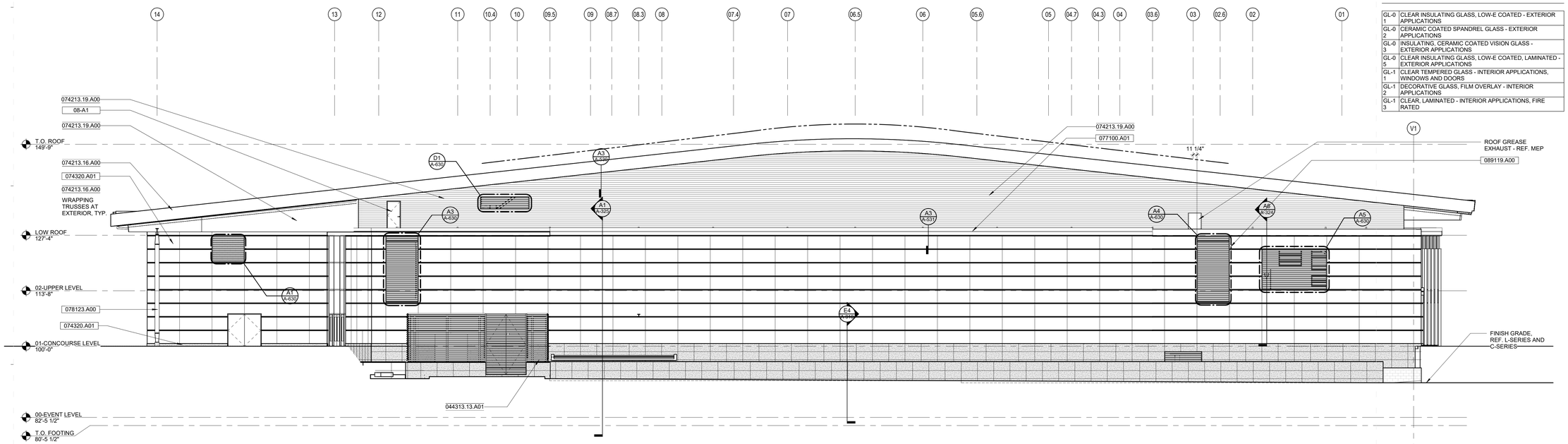

D1 A-202 **NORTH ELEVATION**

3/32" = 1'-0"

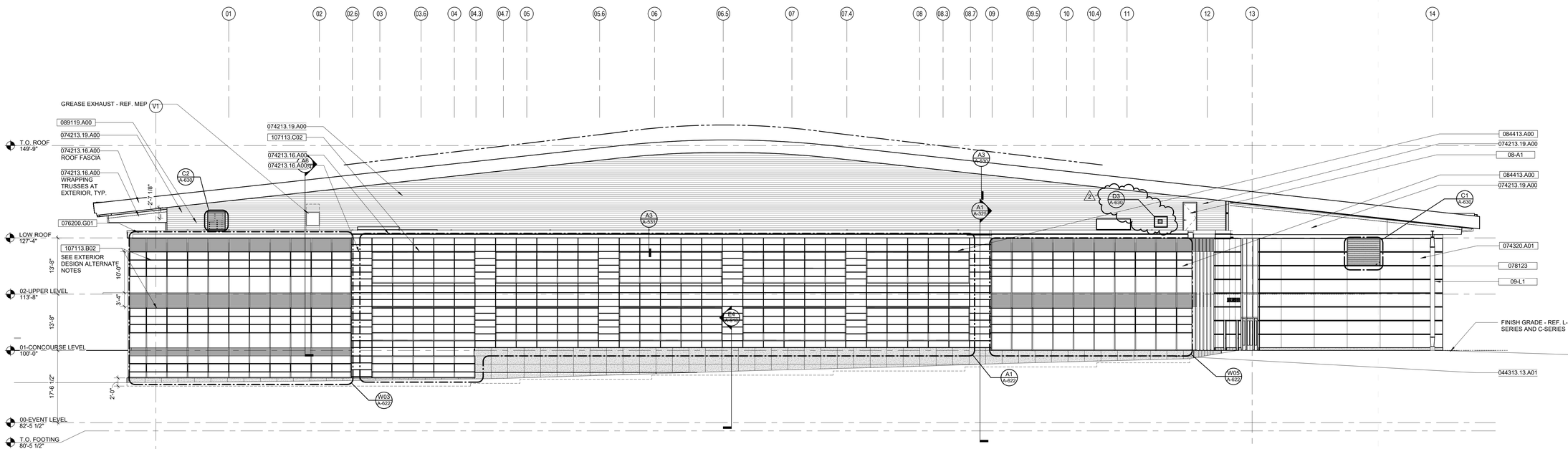

A1 A-202 **SOUTH ELEVATION**

3/32" = 1'-0"

IN128 - JAMES T. MORRIS ARENA

Ohio St & N Blackford St
Indianapolis, IN 46202

IU Project NO. 20240127

Owner
INDIANA UNIVERSITY BOARD OF TRUSTEES
2901 EAST DISCOVERY PARKWAY
BLOOMINGTON, IN 47408
812-855-1692

Architect
RATIO
101 SOUTH PENNSYLVANIA STREET
INDIANAPOLIS, IN 46204
317-633-4040

Structural Engineer
FINK ROBERTS AND PETRIE, INC.
3535 EAST 96TH STREET
SUITE 126
INDIANAPOLIS, IN 46240
317-872-8400

Mechanical / Electrical
INTROBA
8250 HAVERSTICK ROAD
SUITE 285
INDIANAPOLIS, IN 46240
800-404-7677

Plumbing Engineer
DLZ
138 N. DELAWARE ST
INDIANAPOLIS, IN 46204
317-633-4120

Acoustics / Technology Engineer
WJHW
7220 W. JEFFERSON AVE
SUITE 216
LAKEWOOD, CO 80235
972-934-3700

Civil Engineer
AMERICAN STRUCTUREPOINT, INC.
9025 RIVER ROAD
SUITE 200
INDIANAPOLIS, IN 46240
317-547-5580

Food Service Consultant
CINILITTLE
3405 NW 9TH AVENUE #1202
FORT LAUDERDALE, FL 33309
954-846-9600

Code Consultant
FORZA
2502 WEST MECHANIC ST, SUITE C
HARRISONVILLE, MO 64701
816-806-3729

SEAL | DATE 02/03/25

WILLIAM A. BROWNING, JR. REGISTERED No. AR00034154 STATE OF INDIANA ARCHITECT

SHEET ISSUE

1	CONSTRUCTION DOCUMENTS	01/13/25
2	ADDENDUM 02	02/03/25

RATIO

COPYRIGHT NOTICE: THIS ARCHITECTURAL AND ENGINEERING DRAWING IS GIVEN IN CONFIDENCE AND SHALL BE USED ONLY PURSUANT TO THE AGREEMENT WITH RATIO. NO OTHER USE, DISSEMINATION OR DUPLICATION MAY BE MADE WITHOUT PRIOR WRITTEN CONSENT OF RATIO. ALL COMMON LAW RIGHTS OF COPYRIGHT AND OTHERWISE ARE HEREBY SPECIFICALLY RESERVED.

PROJECT NO. 23112.000

SHEET TITLE
EXTERIOR ELEVATIONS

SHEET NUMBER
A-202

2/3/2025 12:34:29 AM

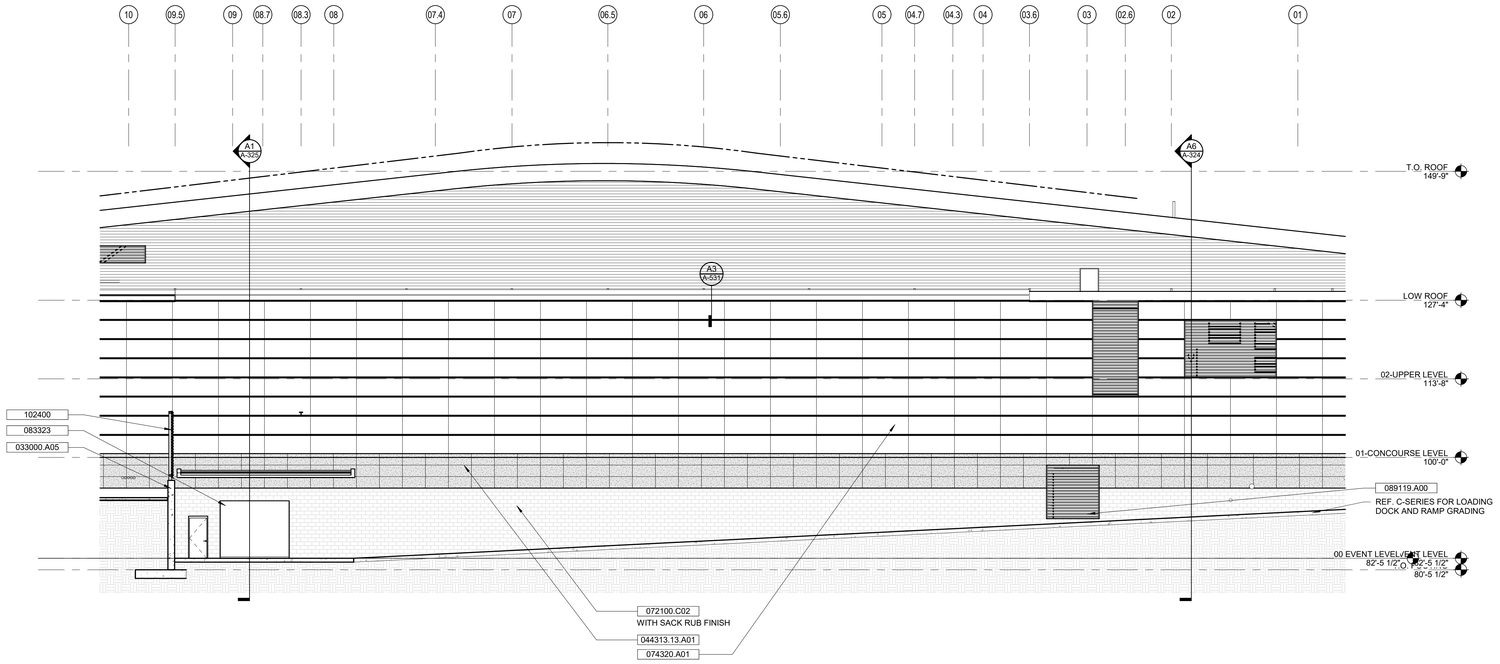

E1 A-203

NORTH ELEVATION THROUGH LOADING DOCK

3/32" = 1'-0"

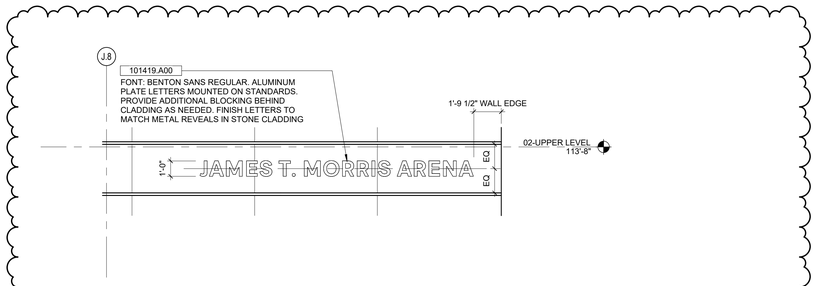

C1 A-203

ELEVATION - SE EXT. SIGNAGE

1/4" = 1'-0"

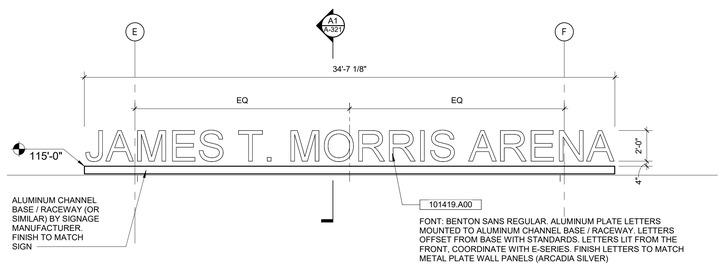

B1 A-203

ELEVATION - WEST EXT. SIGNAGE

1/4" = 1'-0"

2

EXT. DESIGN & ALTERNATE NOTES

EXTERIOR DESIGN ALTERNATE SCHEDULE

A. ALTERNATE NO.2 (SEE PROJECT MANUAL): 107115 - VERTICAL AND HORIZONTAL SUNSHADES
   a. BASE BID = ALUMINUM SUNSHADES, CURTAINWALL SUPPORTED
   b. ALTERNATE = TERRACOTTA SUNSHADES, CURTAINWALL SUPPORTED

KEYNOTES (SPEC BASED)

061600.A00

033000.A05	CAST-IN-PLACE CONCRETE WALL
044313.13.A01	ANCHORED STONE MASONRY VENEER - GRANITE
072100.C02	MINERAL-WOOL BOARD
074320.A01	EXTERIOR COMPOSITE WALL PANELS - INDIANA LIMESTONE
083323	OVERHEAD COILING DOORS
089119.A00	FIXED LOUVERS
101419.A00	DIMENSIONAL LETTER SIGNAGE
102400	ARCHITECTURAL SCREEN

GLAZING SCHEDULE

GL-01	CLEAR INSULATING GLASS, LOW-E COATED - EXTERIOR APPLICATIONS
GL-02	CERAMIC COATED SPANDREL GLASS - EXTERIOR APPLICATIONS
GL-03	INSULATING, CERAMIC COATED VISION GLASS - EXTERIOR APPLICATIONS
GL-05	CLEAR INSULATING GLASS, LOW-E COATED, LAMINATED - EXTERIOR APPLICATIONS
GL-11	CLEAR TEMPERED GLASS - INTERIOR APPLICATIONS, WINDOWS AND DOORS
GL-12	DECORATIVE GLASS, FILM OVERLAY - INTERIOR APPLICATIONS
GL-13	CLEAR, LAMINATED - INTERIOR APPLICATIONS, FIRE RATED

IN128 - JAMES T. MORRIS ARENA

Ohio St & N Blackford St
Indianapolis, IN 46202

IU Project NO. 20240127

Owner
INDIANA UNIVERSITY BOARD OF TRUSTEES
2901 EAST DISCOVERY PARKWAY
BLOOMINGTON, IN 47408
812-855-1692

Architect
RATIO
101 SOUTH PENNSYLVANIA STREET
INDIANAPOLIS, IN 46204
317-633-4040

Structural Engineer
FINK ROBERTS AND PETRIE, INC.
3535 EAST 96TH STREET
SUITE 126
INDIANAPOLIS, IN 46240
317-872-8400

Mechanical / Electrical
INTROBA
8250 HAVERSTICK ROAD
SUITE 285
INDIANAPOLIS, IN 46240
800-404-7677

Plumbing Engineer
DLZ
138 N. DELAWARE ST
INDIANAPOLIS, IN 46204
317-633-4120

Acoustics / Technology Engineer
WJHW
7220 W. JEFFERSON AVE
SUITE 216
LAKEWOOD, CO 80235
972-934-3700

Civil Engineer
AMERICAN STRUCTUREPOINT, INC.
9025 RIVER ROAD
SUITE 200
INDIANAPOLIS, IN 46240
317-547-5580

Food Service Consultant
CINILITTLE
3405 NW 9TH AVENUE #1202
FORT LAUDERDALE, FL 33309
954-846-9600

Code Consultant
FORZA
2502 WEST MECHANIC ST, SUITE C
HARRISONVILLE, MO 64701
816-806-3729

SEAL | DATE 02/03/25

WILLIAM A. BROWNE, JR. REGISTERED No. AR00034154 STATE OF INDIANA ARCHITECT

SHEET ISSUE

1	CONSTRUCTION DOCUMENTS	01/13/25
2	ADDENDUM 02	02/03/25

RATIO

COPYRIGHT NOTICE: THIS ARCHITECTURAL AND ENGINEERING DRAWING IS GIVEN IN CONFIDENCE AND SHALL BE USED ONLY PURSUANT TO THE AGREEMENT WITH RATIO. NO OTHER USE, DISSEMINATION OR DUPLICATION MAY BE MADE WITHOUT PRIOR WRITTEN CONSENT OF RATIO. ALL COMMON LAW RIGHTS OF COPYRIGHT AND OTHERWISE ARE HEREBY SPECIFICALLY RESERVED.

PROJECT NO. 23112.000

SHEET TITLE
EXTERIOR ELEVATIONS

SHEET NUMBER
A-203

2/2/2025 10:55:07 PM

EXTERIOR DESIGN ALTERNATE SCHEDULE

A. ALTERNATE NO.2 (SEE PROJECT MANUAL): 107115 - VERTICAL AND HORIZONTAL SUNSHADES
   a. BASE BID = ALUMINUM SUNSHADES, CURTAINWALL SUPPORTED
   b. ALTERNATE = TERRACOTTA SUNSHADES, CURTAINWALL SUPPORTED

EXT. DESIGN & ALTERNATE NOTES

KEYNOTES (SPEC BASED)

061600.A00

033000.A01	CAST-IN-PLACE CONCRETE, REFERENCE STRUCTURAL
033000.A05	CAST-IN-PLACE CONCRETE WALL
042000.H05	CONCRETE MASONRY UNIT, 4"
042000.H07	CONCRETE MASONRY UNIT, 8"
044313.13.A01	ANCHORED STONE MASONRY VENEER - GRANITE
051200.C01	STRUCTURAL STEEL FRAMING, BEAM
054000.A02	COLD-FORMED METAL FRAMING - 6"
054000.A03	COLD-FORMED METAL FRAMING - 8"
061600.B05	WALL SHEATHING, GLASS-MAT GYPSUM, 5/8"
071000	DAMPPROOFING AND WATERPROOFING
071326.A00	SELF-ADHERING SHEET WATERPROOFING
072100.C02	MINERAL-WOOL BOARD
072119.A00	FOAMED-IN-PLACE INSULATION
072726.A00	FLUID APPLIED MEMBRANE AIR BARRIER
074213.16.A00	METAL PLATE WALL PANELS
074213.53.A00	METAL SOFFIT PANELS
074320.A01	EXTERIOR COMPOSITE WALL PANELS - INDIANA LIMESTONE
075423.A02	TPO ROOFING SYSTEM
084413.A00	GLAZED ALUMINUM CURTAIN WALLS
089119.A00	FIXED LOUVERS
092900.B04	GYPSUM BOARD, 5/8"
280000.A00	ELECTRONIC SAFETY AND SECURITY DEVICE, REFERENCE ELECTRICAL/TECHNOLOGY DRAWINGS

GLAZING SCHEDULE

GL-01	CLEAR INSULATING GLASS, LOW-E COATED - EXTERIOR APPLICATIONS
GL-02	CERAMIC COATED SPANDREL GLASS - EXTERIOR APPLICATIONS
GL-03	INSULATING, CERAMIC COATED VISION GLASS - EXTERIOR APPLICATIONS
GL-05	CLEAR INSULATING GLASS, LOW-E COATED, LAMINATED - EXTERIOR APPLICATIONS
GL-11	CLEAR TEMPERED GLASS - INTERIOR APPLICATIONS, WINDOWS AND DOORS
GL-12	DECORATIVE GLASS, FILM OVERLAY - INTERIOR APPLICATIONS
GL-13	CLEAR, LAMINATED - INTERIOR APPLICATIONS, FIRE RATED

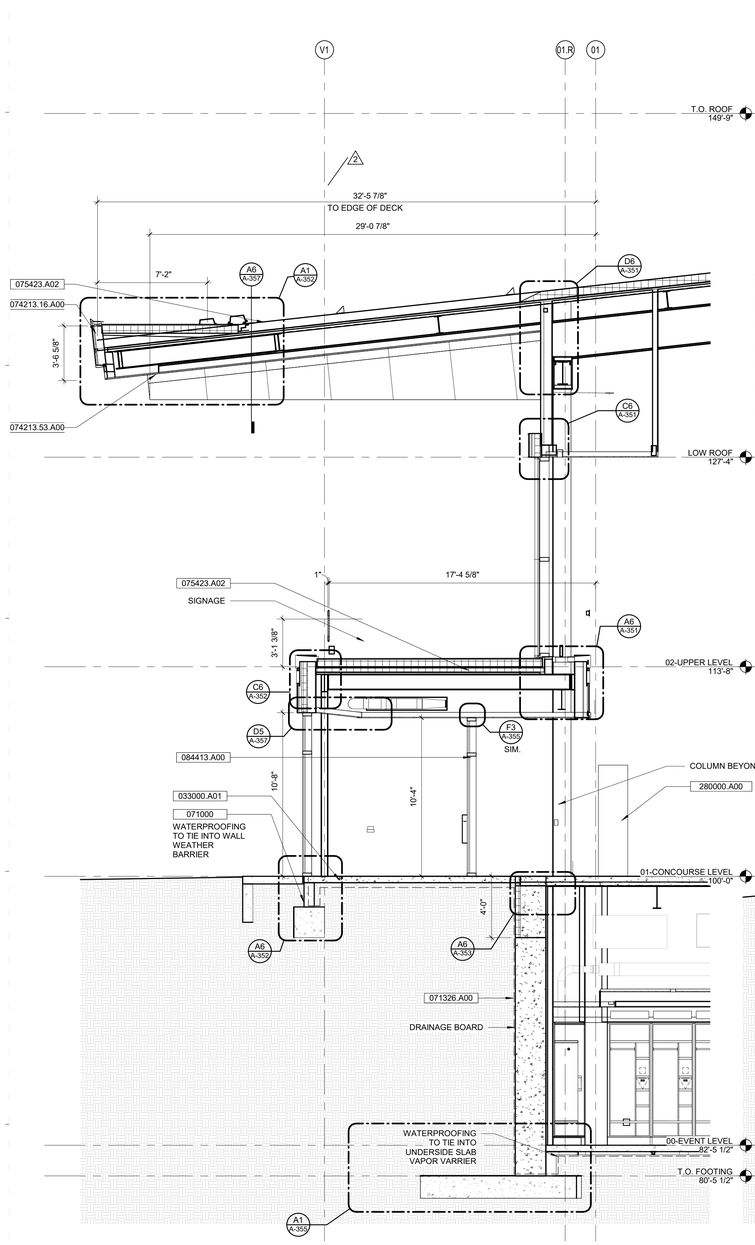

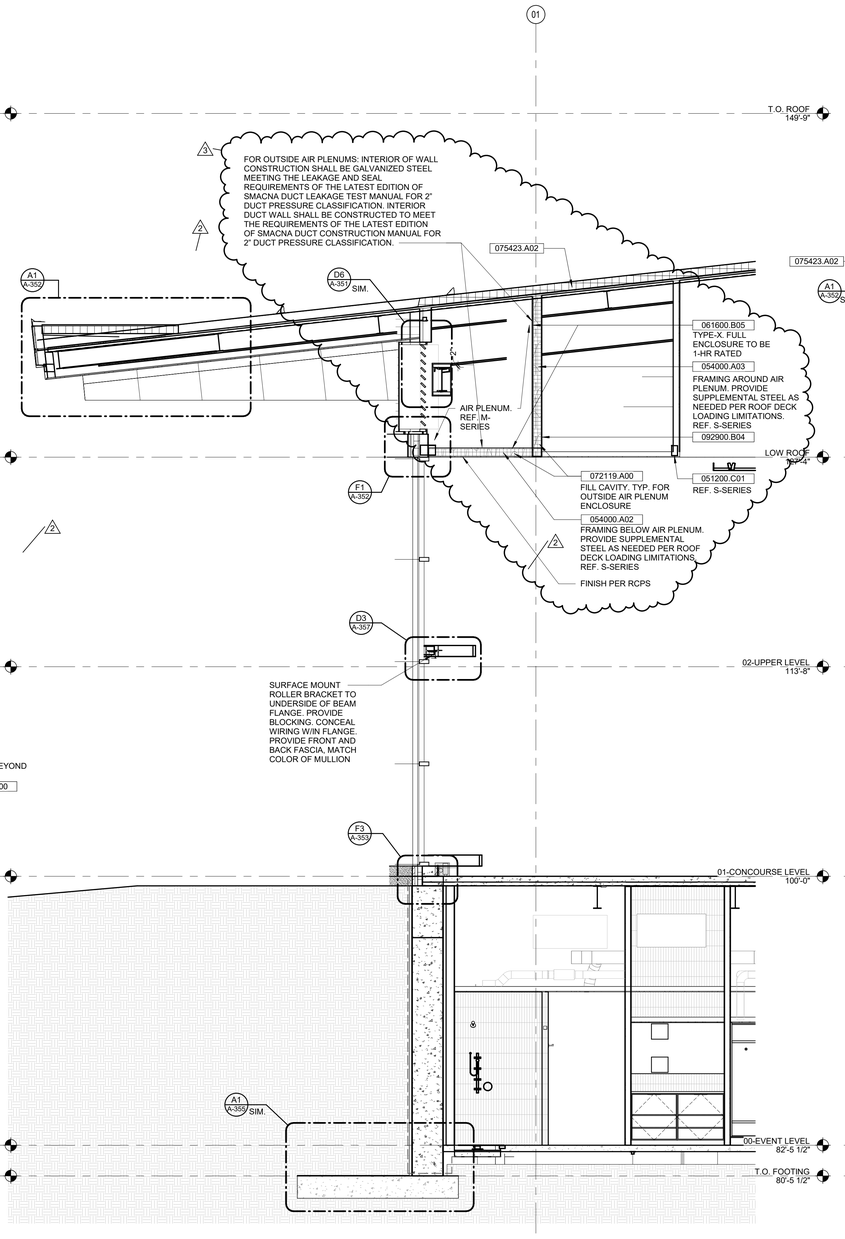

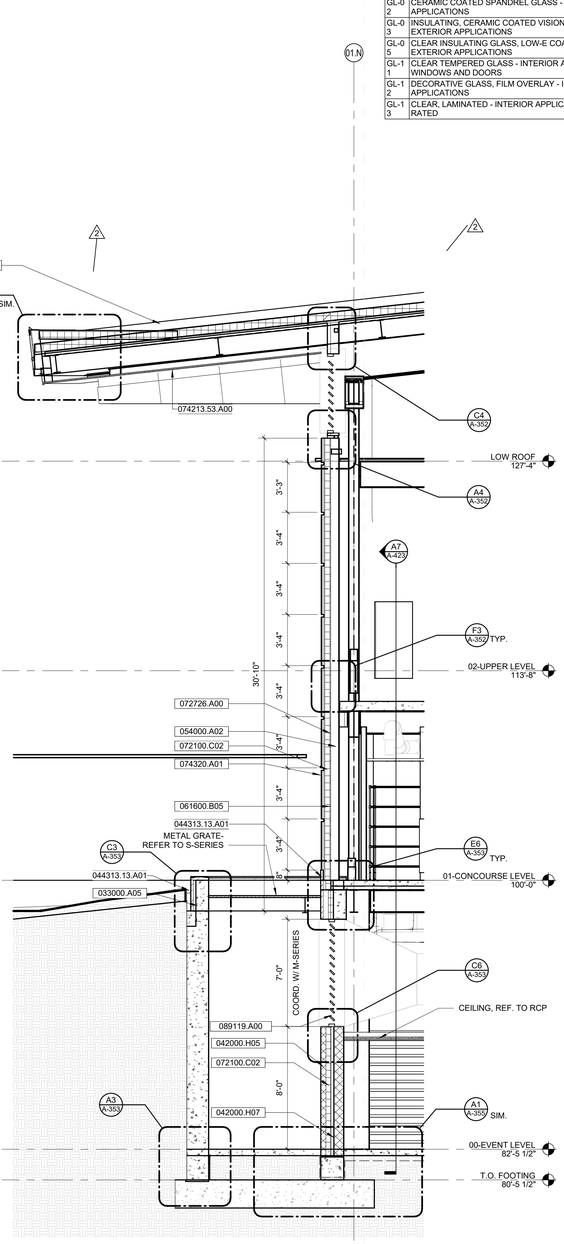

A1 / A-321 **WALL SECTION**
1/4" = 1'-0"

A4 / A-321 **WALL SECTION**
1/4" = 1'-0"

A6 / A-321 **WALL SECTION**
1/4" = 1'-0"

IN128 - JAMES T. MORRIS ARENA

Ohio St & N Blackford St
Indianapolis, IN 46202

IU Project NO. 20240127

Owner
INDIANA UNIVERSITY BOARD OF TRUSTEES
2901 EAST DISCOVERY PARKWAY
BLOOMINGTON, IN 47408
812-855-1692

Architect
RATIO
101 SOUTH PENNSYLVANIA STREET
INDIANAPOLIS, IN 46204
317-633-4040

Structural Engineer
FINK ROBERTS AND PETRIE, INC.
3535 EAST 96TH STREET
SUITE 126
INDIANAPOLIS, IN 46240
317-872-8400

Mechanical / Electrical
INTROBA
8250 HAVERSTICK ROAD
SUITE 285
INDIANAPOLIS, IN 46240
800-404-7677

Plumbing Engineer
DLZ
138 N. DELAWARE ST
INDIANAPOLIS, IN 46204
317-633-4120

Acoustics / Technology Engineer
WJHW
7220 W. JEFFERSON AVE
SUITE 216
LAKEWOOD, CO 80235
972-934-3700

Civil Engineer
AMERICAN STRUCTUREPOINT, INC.
9025 RIVER ROAD
SUITE 200
INDIANAPOLIS, IN 46240
317-547-5580

Food Service Consultant
CINILITTLE
3405 NW 9TH AVENUE #1202
FORT LAUDERDALE, FL 33309
954-846-9600

Code Consultant
FORZA
2502 WEST MECHANIC ST, SUITE C
HARRISONVILLE, MO 64701
816-806-3729

SEAL | DATE 02/03/25

WILLIAM A. BROWNE, JR. REGISTERED No. AR00034154 STATE OF INDIANA ARCHITECT

SHEET ISSUE

1	CONSTRUCTION DOCUMENTS	01/13/25
2	ADDENDUM 01	01/27/25
3	ADDENDUM 02	02/03/25

COPYRIGHT NOTICE: THIS ARCHITECTURAL AND ENGINEERING DRAWING IS GIVEN IN CONFIDENCE AND SHALL BE USED ONLY FOR THE PURPOSES AUTHORIZED BY RATIO. NO OTHER USE, DISSEMINATION OR DUPLICATION MAY BE MADE WITHOUT PRIOR WRITTEN CONSENT OF RATIO. ALL COMMON LAW RIGHTS OF COPYRIGHT AND OTHERWISE ARE HEREBY SPECIFICALLY RESERVED.

PROJECT NO. 23112.000

SHEET TITLE
WALL SECTIONS

SHEET NUMBER
A-321

2/3/2025 10:47:42 AM

EXTERIOR DESIGN ALTERNATE SCHEDULE

A. ALTERNATE NO.2 (SEE PROJECT MANUAL): 107115 - VERTICAL AND HORIZONTAL SUNSHADES
   a. BASE BID = ALUMINUM SUNSHADES, CURTAINWALL SUPPORTED
   b. ALTERNATE = TERRACOTTA SUNSHADES, CURTAINWALL SUPPORTED

EXT. DESIGN & ALTERNATE NOTES

KEYNOTES (SPEC BASED)

061600.A00

033000.A05	CAST-IN-PLACE CONCRETE WALL
044313.13.A01	ANCHORED STONE MASONRY VENEER - GRANITE
051200	STRUCTURAL STEEL FRAMING (VERIFY NUMBERING WITH CONSULTANTS, AS REQUIRED)
072100.C02	MINERAL-WOOL BOARD
074213.16.A00	METAL PLATE WALL PANELS
074213.19.A00	INSULATED METAL WALL PANELS
074213.53.A00	METAL SOFFIT PANELS
074320.A01	EXTERIOR COMPOSITE WALL PANELS - INDIANA LIMESTONE
074616.B01	ALUMINUM SOFFIT
075423.A02	TPO ROOFING SYSTEM
084413.A00	GLAZED ALUMINUM CURTAIN WALLS
089119.A00	FIXED LOUVERS

GLAZING SCHEDULE

GL-01	CLEAR INSULATING GLASS, LOW-E COATED - EXTERIOR APPLICATIONS
GL-02	CERAMIC COATED SPANDREL GLASS - EXTERIOR APPLICATIONS
GL-03	INSULATING, CERAMIC COATED VISION GLASS - EXTERIOR APPLICATIONS
GL-05	CLEAR INSULATING GLASS, LOW-E COATED, LAMINATED - EXTERIOR APPLICATIONS
GL-11	CLEAR TEMPERED GLASS - INTERIOR APPLICATIONS, WINDOWS AND DOORS
GL-12	DECORATIVE GLASS, FILM OVERLAY - INTERIOR APPLICATIONS
GL-13	CLEAR, LAMINATED - INTERIOR APPLICATIONS, FIRE RATED

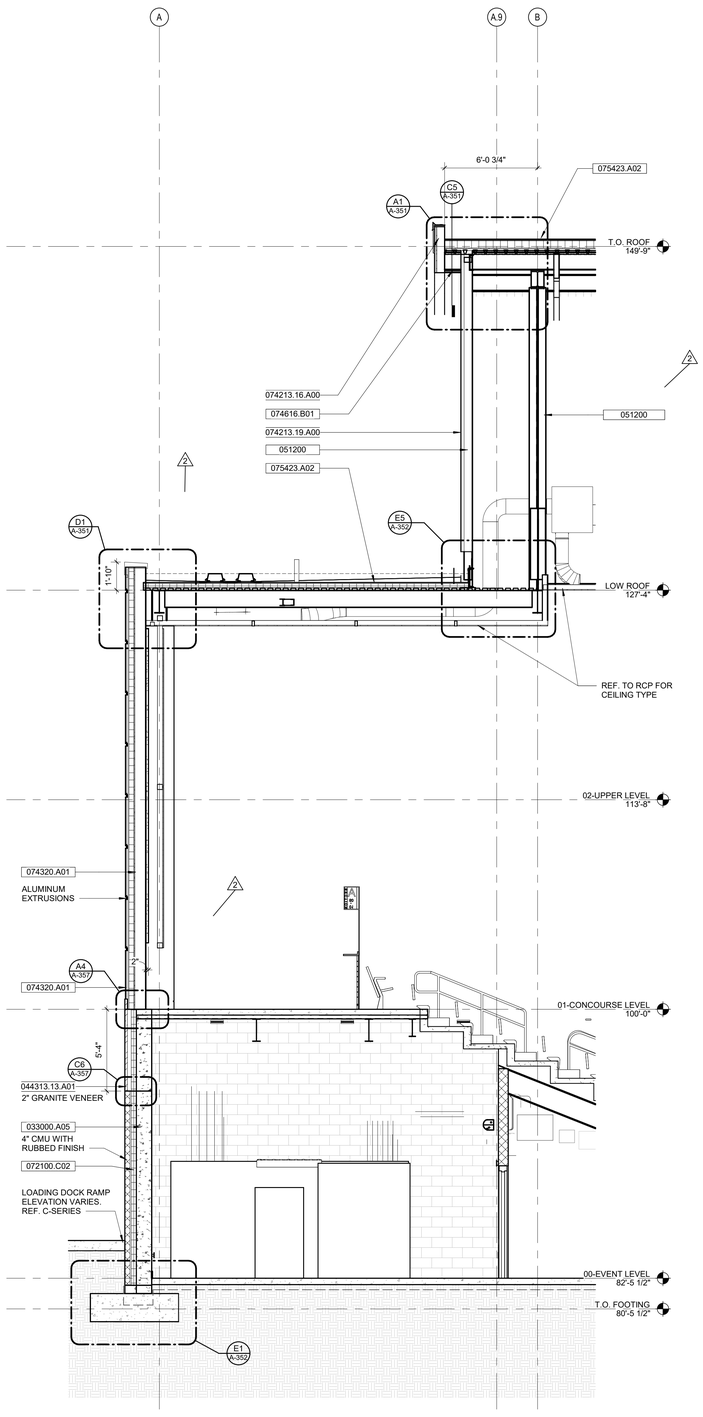

A1 A-322 **WALL SECTION**
1/4" = 1'-0"

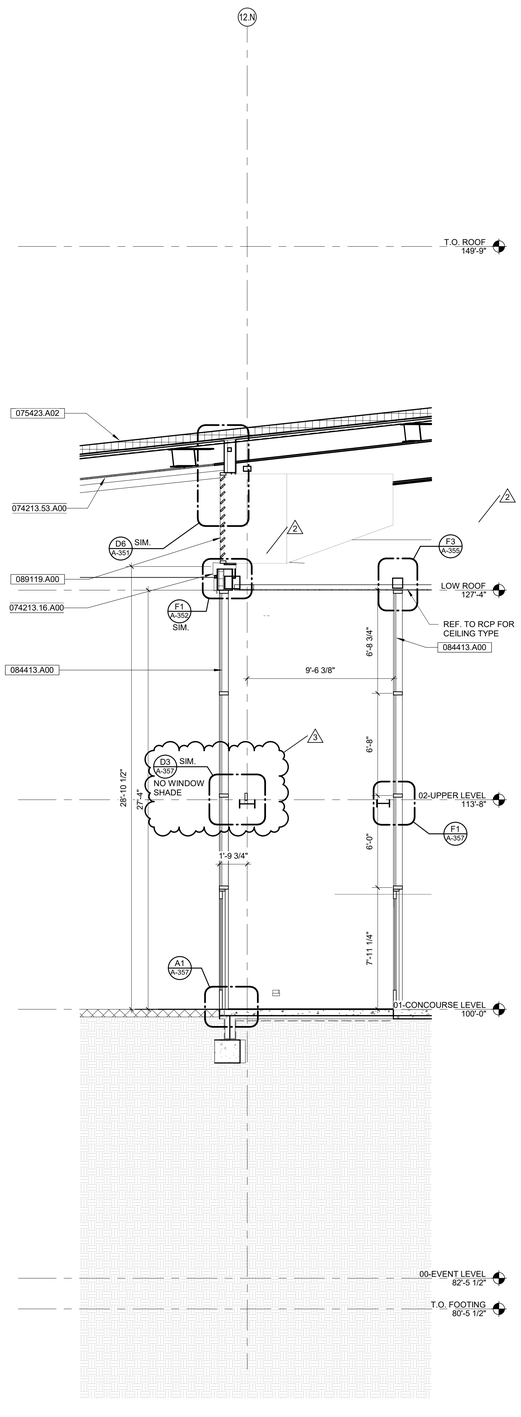

A4 A-322 **WALL SECTION**
1/4" = 1'-0"

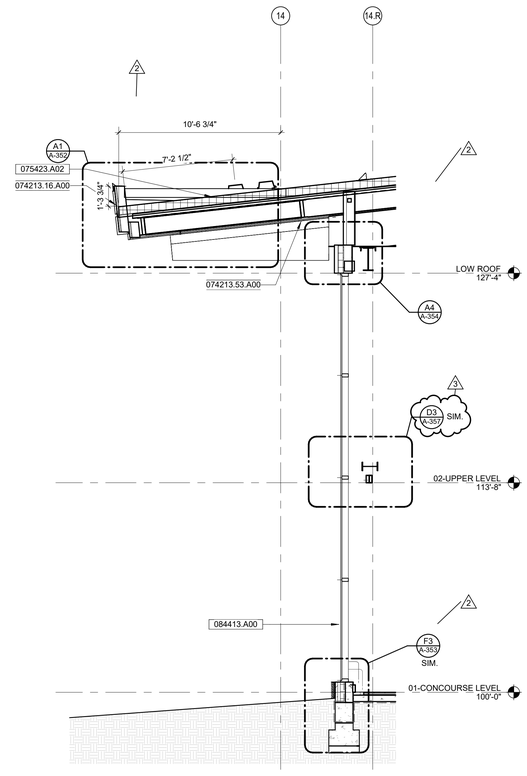

B7 A-322 **WALL SECTION**
1/4" = 1'-0"

IN128 - JAMES T. MORRIS ARENA

Ohio St & N Blackford St
Indianapolis, IN 46202

IU Project NO. 20240127

Owner
INDIANA UNIVERSITY BOARD OF TRUSTEES
2901 EAST DISCOVERY PARKWAY
BLOOMINGTON, IN 47408
812-855-1692

Architect
RATIO
101 SOUTH PENNSYLVANIA STREET
INDIANAPOLIS, IN 46204
317-633-4040

Structural Engineer
FINK ROBERTS AND PETRIE, INC.
3535 EAST 96TH STREET
SUITE 126
INDIANAPOLIS, IN 46240
317-872-8400

Mechanical / Electrical
INTROBA
8250 HAVERSTICK ROAD
SUITE 285
INDIANAPOLIS, IN 46240
800-404-7677

Plumbing Engineer
DLZ
138 N. DELAWARE ST
INDIANAPOLIS, IN 46204
317-633-4120

Acoustics / Technology Engineer
WJHW
7220 W. JEFFERSON AVE
SUITE 216
LAKEWOOD, CO 80235
972-934-3700

Civil Engineer
AMERICAN STRUCTUREPOINT, INC.
9025 RIVER ROAD
SUITE 200
INDIANAPOLIS, IN 46240
317-547-5580

Food Service Consultant
CINILITTLE
3405 NW 9TH AVENUE #1202
FORT LAUDERDALE, FL 33309
954-846-9600

Code Consultant
FORZA
2502 WEST MECHANIC ST, SUITE C
HARRISONVILLE, MO 64701
816-806-3729

SEAL | DATE 02/03/25

WILLIAM A. BROWNE JR. REGISTERED No. AR00034154 STATE OF INDIANA ARCHITECT

SHEET ISSUE

1	CONSTRUCTION DOCUMENTS	01/13/25
2	ADDENDUM 01	01/27/25
3	ADDENDUM 02	02/03/25

RATIO

COPYRIGHT NOTICE: THIS ARCHITECTURAL AND ENGINEERING DRAWING IS GIVEN IN CONFIDENCE AND SHALL BE USED ONLY FOR THE PURPOSE STATED BY RATIO. NO OTHER USE, DISSEMINATION OR DUPLICATION MAY BE MADE WITHOUT PRIOR WRITTEN CONSENT OF RATIO. ALL COMMON LAW RIGHTS OF COPYRIGHT AND OTHERWISE ARE HEREBY SPECIFICALLY RESERVED.

PROJECT NO. 23112.000

SHEET TITLE
WALL SECTIONS

SHEET NUMBER
A-322

2/2/2025 10:55:11 PM

A. CONTINUOUS INSULATION NOTES:
   a. ALL ABOVE GRADE WALL SYSTEMS (EXCEPT FOR THE IMP METAL PANEL CLADDING SYSTEM) HAVE 4" MINERAL BOARD INSULATION
   b. BELOW GRADE CONDITIONS WILL HAVE 4" OF XPS

GENERAL WALL SECTION NOTES

EXTERIOR DESIGN ALTERNATE SCHEDULE

A. ALTERNATE NO.2 (SEE PROJECT MANUAL): 107115 - VERTICAL AND HORIZONTAL SUNSHADES
   a. BASE BID = ALUMINUM SUNSHADES, CURTAINWALL SUPPORTED
   b. ALTERNATE = TERRACOTTA SUNSHADES, CURTAINWALL SUPPORTED

EXT. DESIGN & ALTERNATE NOTES

KEYNOTES (SPEC BASED)

061600.A00

033000.A01	CAST-IN-PLACE CONCRETE, REFERENCE STRUCTURAL
033000.A03	CAST-IN-PLACE CONCRETE FOOTING
033000.A05	CAST-IN-PLACE CONCRETE WALL
044313.13.A01	ANCHORED STONE MASONRY VENEER - GRANITE
051200.C01	STRUCTURAL STEEL FRAMING, BEAM
054000.A02	COLD-FORMED METAL FRAMING - 6"
054000.A03	COLD-FORMED METAL FRAMING - 8"
061600.B05	WALL SHEATHING, GLASS-MAT GYPSUM, 5/8"
071326.A00	SELF-ADHERING SHEET WATERPROOFING
072100.A00	THERMAL INSULATION
072100.A01	EXTRUDED POLYSTYRENE BOARD INSULATION (RIGID)
072100.C02	MINERAL-WOOL BOARD
072726.A00	FLUID APPLIED MEMBRANE AIR BARRIER
075423.A02	TPO ROOFING SYSTEM
076200.A01	SHEET METAL FLASHING AND TRIM
076200.G01	CURTAIN WALL INTEGRATED COPING, NOT BY CURTAIN WALL MANUFACTURER
077100.A01	COPING, METAL, MANUFACTURED
084413.A00	GLAZED ALUMINUM CURTAIN WALLS
107113.B02	FIXED SUN SCREEN, HORIZONTAL
107113.B03	FIXED SUN SCREEN, VERTICAL

KEYNOTES (ACTION/GENERAL)

00-A1

00-D2	REFER TO REFLECTED CEILING PLAN FOR CEILING TYPE
09-A2	WALL FINISH, REFER TO FINISH PLAN FOR TYPE

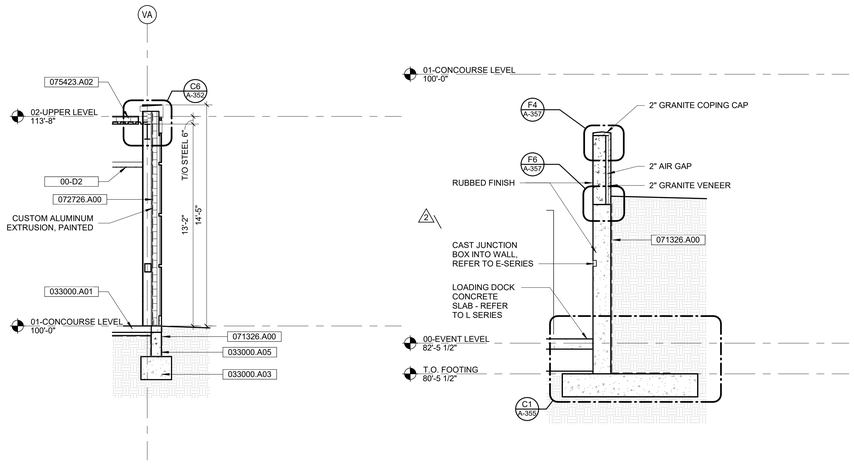

E2 A-323 **WALL SECTION**
1/4" = 1'-0"

E4 A-323 **WALL SECTION**
1/4" = 1'-0"

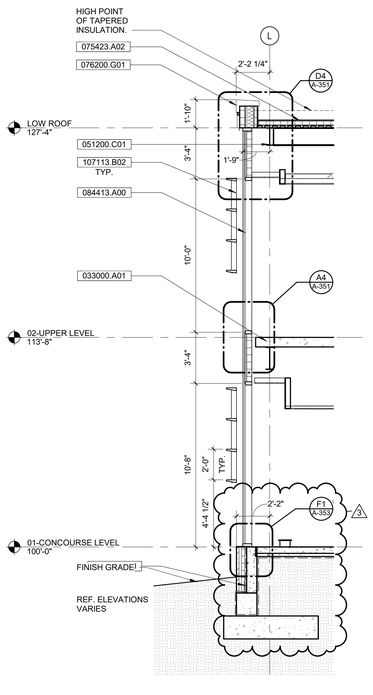

A1 A-323 **WALL SECTION**
1/4" = 1'-0"

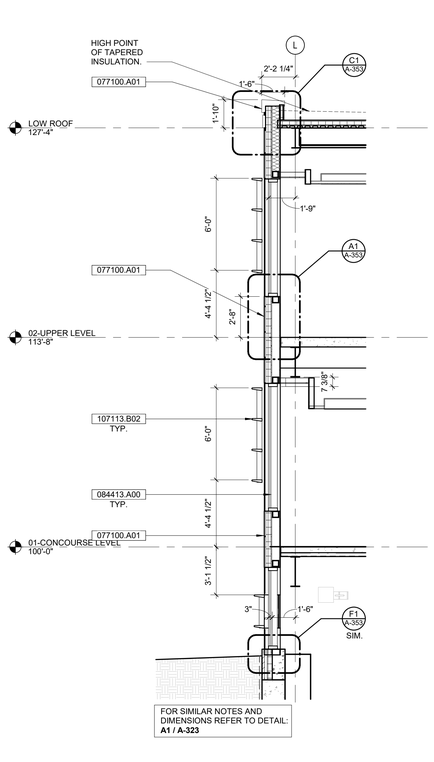

A2 A-323 **WALL SECTION**
1/4" = 1'-0"

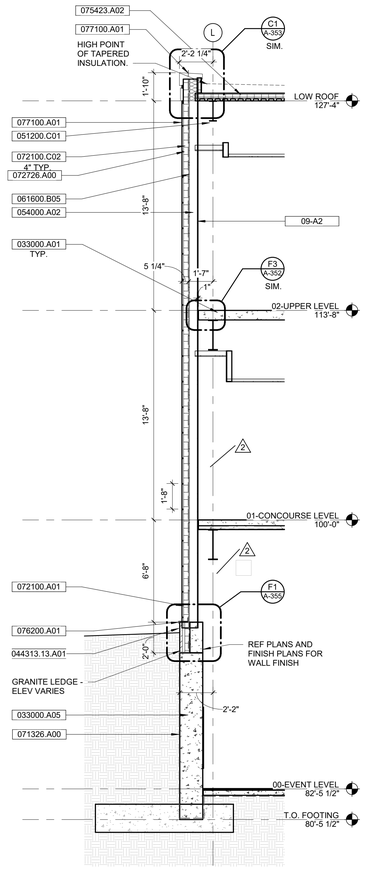

A4 A-323 **WALL SECTION**
1/4" = 1'-0"

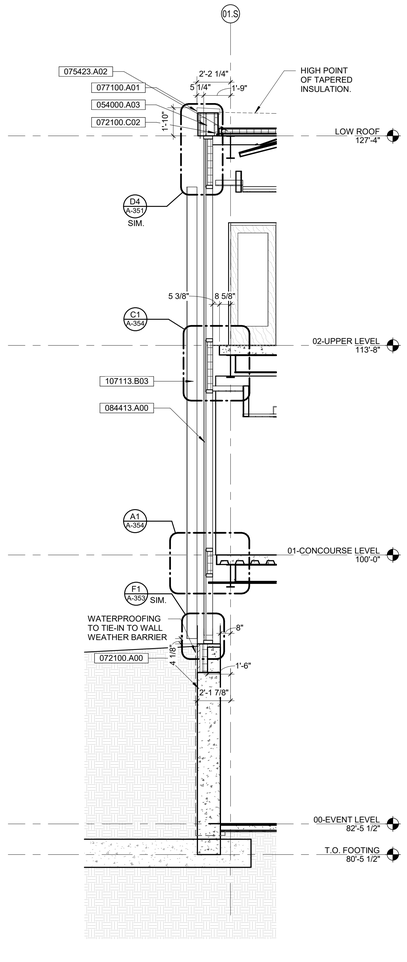

A6 A-323 **WALL SECTION**
1/4" = 1'-0"

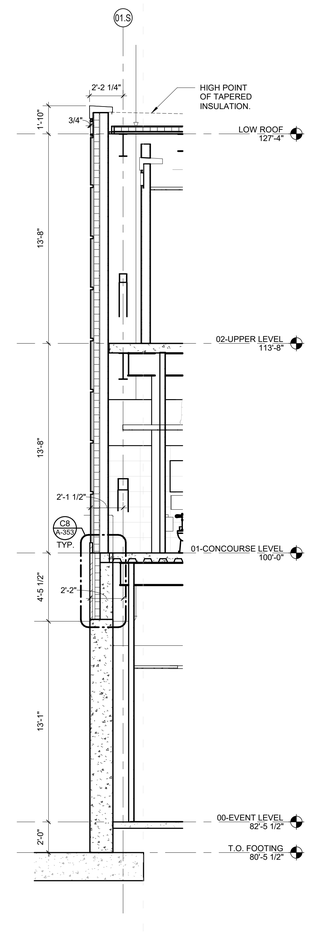

A7 A-323 **WALL SECTION**
1/4" = 1'-0"

IN128 - JAMES T. MORRIS ARENA

Ohio St & N Blackford St
Indianapolis, IN 46202

IU Project NO. 20240127

Owner
INDIANA UNIVERSITY BOARD OF TRUSTEES
2901 EAST DISCOVERY PARKWAY
BLOOMINGTON, IN 47408
812-855-1692

Architect
RATIO
101 SOUTH PENNSYLVANIA STREET
INDIANAPOLIS, IN 46204
317-633-4040

Structural Engineer
FINK ROBERTS AND PETRIE, INC.
3535 EAST 96TH STREET
SUITE 126
INDIANAPOLIS, IN 46240
317-872-8400

Mechanical / Electrical
INTROBA
8250 HAVERSTICK ROAD
SUITE 285
INDIANAPOLIS, IN 46240
800-404-7677

Plumbing Engineer
DLZ
138 N. DELAWARE ST
INDIANAPOLIS, IN 46204
317-633-4120

Acoustics / Technology Engineer
WJHW
7220 W. JEFFERSON AVE
SUITE 216
LAKEWOOD, CO 80235
972-934-3700

Civil Engineer
AMERICAN STRUCTUREPOINT, INC.
9025 RIVER ROAD
SUITE 200
INDIANAPOLIS, IN 46240
317-547-5580

Food Service Consultant
CINILITTLE
3405 NW 9TH AVENUE #1202
FORT LAUDERDALE, FL 33309
954-846-9600

Code Consultant
FORZA
2502 WEST MECHANIC ST, SUITE C
HARRISONVILLE, MO 64701
816-806-3729

SEAL | DATE 02/03/25

WILLIAM A. BROWNE, JR. REGISTERED No. AR00034154 STATE OF INDIANA ARCHITECT

SHEET ISSUE

1	CONSTRUCTION DOCUMENTS	01/13/25
2	ADDENDUM 01	01/27/25
3	ADDENDUM 02	02/03/25

RATIO

COPYRIGHT NOTICE: THIS ARCHITECTURAL AND ENGINEERING DRAWING IS GIVEN IN CONFIDENCE AND SHALL BE USED ONLY IN CONNECTION WITH WORK WITH RATIO. RATIO OWNS ALL THE INFORMATION. NO DUPLICATION MAY BE MADE WITHOUT PRIOR WRITTEN CONSENT OF RATIO. ALL COMMON LAW RIGHTS OF COPYRIGHT AND OTHERWISE ARE HEREBY SPECIFICALLY RESERVED.

PROJECT NO. 23112.000

SHEET TITLE
WALL SECTIONS

SHEET NUMBER
A-323

2/2/2025 10:55:17 PM

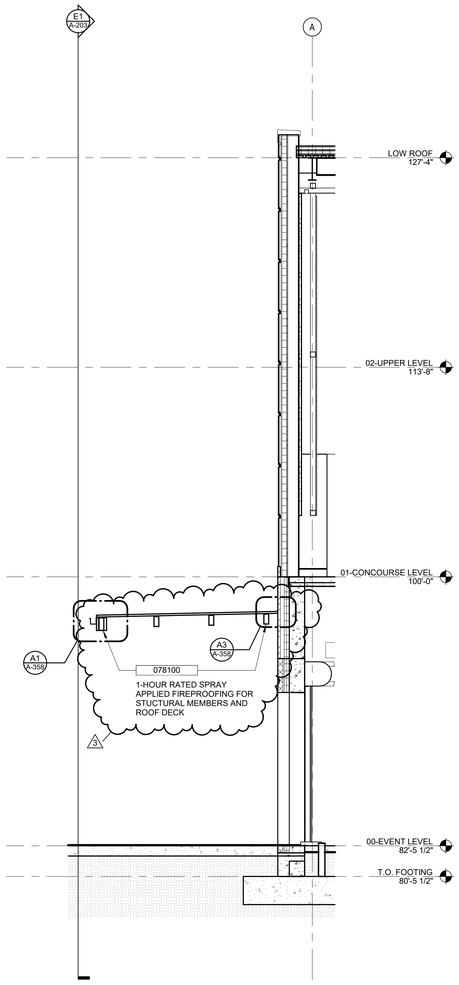

A1 A-325 **WALL SECTION**
1/4" = 1'-0"

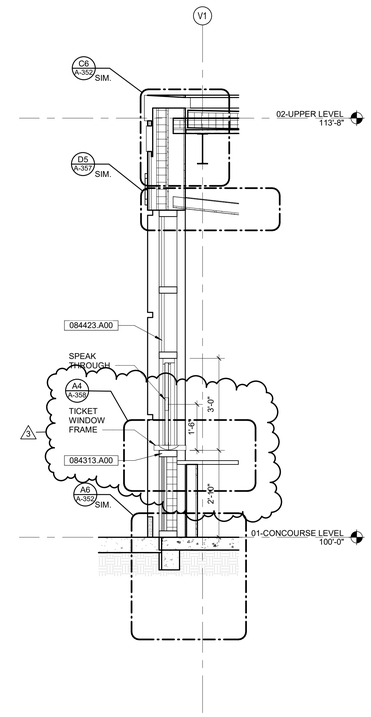

A3 A-325 **WALL SECTION**
1/2" = 1'-0"

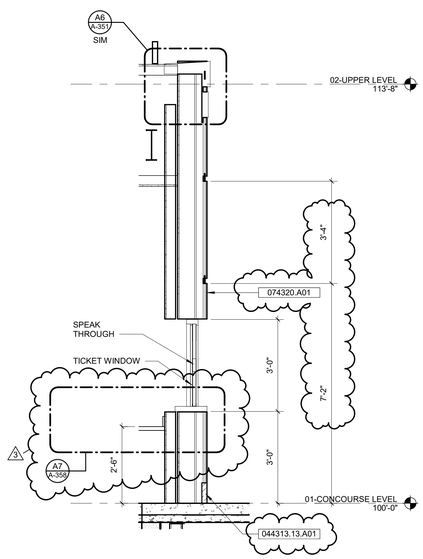

A5 A-325 **WALL SECTION - INT TICKET WINDOW**
1/2" = 1'-0"

KEYNOTES (SPEC BASED)

061600.A00

044313.13.A01	ANCHORED STONE MASONRY VENEER - GRANITE
074320.A01	EXTERIOR COMPOSITE WALL PANELS - INDIANA LIMESTONE
078100	APPLIED FIREPROOFING (REVIEW EXPOSED VS CONCEALED CONDITIONS WITH SPEC WRITER)
084313.A00	ALUMINUM-FRAMED STOREFRONTS
084423.A00	STRUCTURAL-SEALANT-GLAZED CURTAIN WALLS

KEYNOTES (ACTION/GENERAL)

00-A1

A. CONTINUOUS INSULATION NOTES:
   a. ALL ABOVE GRADE WALL SYSTEMS (EXCEPT FOR THE IMP METAL PANEL CLADDING SYSTEM) HAVE 4" MINERAL BOARD INSULATION.
   b. BELOW GRADE CONDITIONS WILL HAVE 4" OF XPS

GENERAL WALL SECTION NOTES

EXTERIOR DESIGN ALTERNATE SCHEDULE

A. ALTERNATE NO.2 (SEE PROJECT MANUAL): 107115 - VERTICAL AND HORIZONTAL SUNSHADES
   a. BASE BID = ALUMINUM SUNSHADES, CURTAINWALL SUPPORTED
   b. ALTERNATE = TERRACOTTA SUNSHADES, CURTAINWALL SUPPORTED

EXT. DESIGN & ALTERNATE NOTES

IN128 - JAMES T. MORRIS ARENA

Ohio St & N Blackford St
Indianapolis, IN 46202

IU Project NO. 20240127

Owner
INDIANA UNIVERSITY BOARD OF TRUSTEES
2901 EAST DISCOVERY PARKWAY
BLOOMINGTON, IN 47408
812-855-1692

Architect
RATIO
101 SOUTH PENNSYLVANIA STREET
INDIANAPOLIS, IN 46204
317-633-4040

Structural Engineer
FINK ROBERTS AND PETRIE, INC.
3535 EAST 96TH STREET
SUITE 126
INDIANAPOLIS, IN 46240
317-872-8400

Mechanical / Electrical
INTROBA
8250 HAVERSTICK ROAD
SUITE 285
INDIANAPOLIS, IN 46240
800-404-7677

Plumbing Engineer
DLZ
138 N. DELAWARE ST
INDIANAPOLIS, IN 46204
317-633-4120

Acoustics / Technology Engineer
WJHW
7220 W. JEFFERSON AVE
SUITE 216
LAKEWOOD, CO 80235
972-934-3700

Civil Engineer
AMERICAN STRUCTUREPOINT, INC.
9025 RIVER ROAD
SUITE 200
INDIANAPOLIS, IN 46240
317-547-5580

Food Service Consultant
CINILITTLE
3405 NW 9TH AVENUE #1202
FORT LAUDERDALE, FL 33309
954-846-9600

Code Consultant
FORZA
2502 WEST MECHANIC ST, SUITE C
HARRISONVILLE, MO 64701
816-806-3729

SEAL | DATE 02/03/25

WILLIAM A. BROWNE, JR. REGISTERED No. AR00034154 STATE OF INDIANA ARCHITECT

SHEET ISSUE

1	CONSTRUCTION DOCUMENTS	01/13/25
2	ADDENDUM 01	01/27/25
3	ADDENDUM 02	02/03/25

RATIO

COPYRIGHT NOTICE: THIS ARCHITECTURAL AND ENGINEERING DRAWING IS GIVEN IN CONFIDENCE AND SHALL BE USED ONLY PURSUANT TO THE AGREEMENT WITH RATIO. NO OTHER USE, DISSEMINATION OR REPRODUCTION SHALL BE MADE WITHOUT PRIOR WRITTEN CONSENT OF RATIO. ALL COMMON LAW RIGHTS OF COPYRIGHT AND OTHERWISE ARE HEREBY SPECIFICALLY RESERVED.

PROJECT NO. 23112.000

SHEET TITLE
WALL SECTIONS

SHEET NUMBER
A-325

2/3/2025 12:23:59 AM

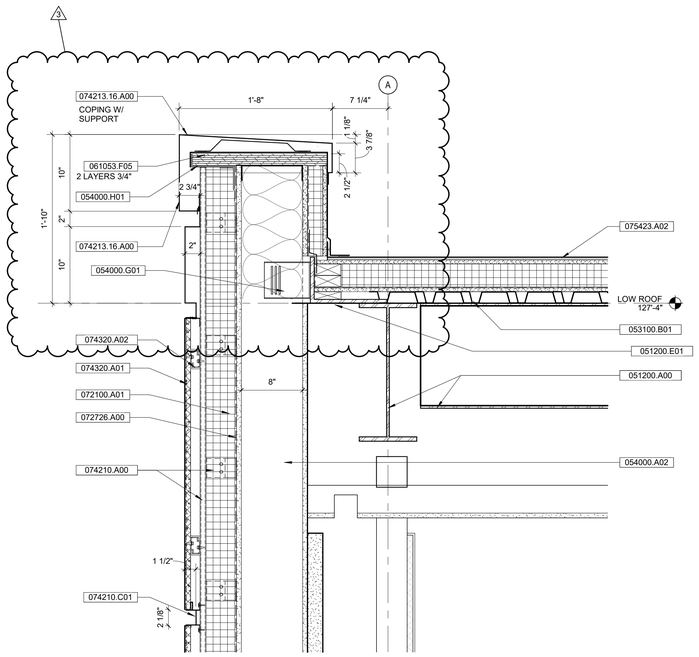

D1 A-351 **SECTION DETAIL**

1 1/2" = 1'-0"

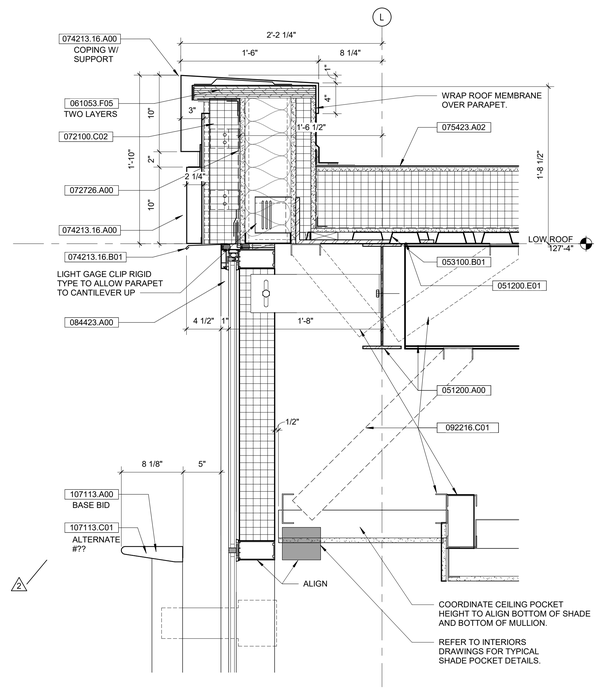

D4 A-351 **SECTION DETAIL**

1 1/2" = 1'-0"

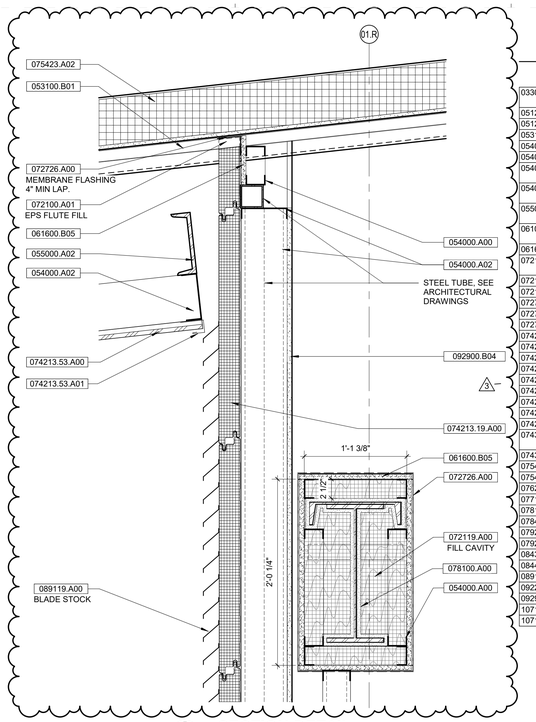

D6 A-351 **SECTION DETAIL**

1 1/2" = 1'-0"

KEYNOTES (SPEC BASED)

061600.A00

033000.A01	CAST-IN-PLACE CONCRETE, REFERENCE STRUCTURAL
051200.A00	STRUCTURAL STEEL FRAMING
051200.E01	STRUCTURAL STEEL FRAMING, BENT PLATE
053100.B01	ROOF DECK
054000.A00	COLD-FORMED METAL FRAMING
054000.A02	COLD-FORMED METAL FRAMING - 6"
054000.G01	COLD-FORMED METAL FRAMING - VERTICAL SLIDE CLIP
054000.H01	COLD-FORMED METAL FRAMING - FRAMING ANGLE
055000.A02	METAL FABRICATIONS, STEEL FRAMING, REFERENCE STRUCTURAL
061053.F05	MISCELLANEOUS ROUGH CARPENTRY, PLYWOOD, 3/4"
061600.B05	WALL SHEATHING, GLASS-MAT GYPSUM, 5/8"
072100.A01	EXTRUDED POLYSTYRENE BOARD INSULATION (RIGID)
072100.C02	MINERAL-WOOL BOARD
072119.A00	FOAMED-IN-PLACE INSULATION
072726.A00	FLUID APPLIED MEMBRANE AIR BARRIER
072726.A01	MEMBRANE FLASHING
072726.A02	WRAP MEMBRANE FLASHING INTO OPENING
074210.A00	RAINSCREEN ATTACHMENT SYSTEM
074210.B01	RAINSCREEN ATTACHMENT CLIP
074210.C01	EXTRUDED ALUMINUM REVEAL TRIM
074213.16.A00	METAL PLATE WALL PANELS
074213.16.B01	METAL PLATE WALL PANELS, TRIM
074213.19.A00	INSULATED METAL WALL PANELS
074213.53.A00	METAL SOFFIT PANELS
074213.53.A01	METAL SOFFIT PANEL TRIM
074293.A00	SOFFIT PANELS
074320.A01	EXTERIOR COMPOSITE WALL PANELS - INDIANA LIMESTONE
074320.A02	CONCEALED FASTENER PANEL RAIL
075423.A00	TPO ROOFING
075423.A02	TPO ROOFING SYSTEM
076200.A01	SHEET METAL FLASHING AND TRIM
077100.B01	GRAVEL STOP, MANUFACTURED
078100.A00	APPLIED FIREPROOFING
078443.A00	JOINT FIRESTOPPING
079200.A01	SEALANT
079200.C01	BACKER ROD AND SEALANT
084313.A00	ALUMINUM-FRAMED STOREFRONTS
084423.A00	STRUCTURAL-SEALANT-GLAZED CURTAIN WALLS
089119.A00	FIXED LOUVERS
092216.C01	3 5/8" METAL STUD FRAMING, NON-STRUCTURAL
092900.B04	GYPSUM BOARD, 5/8"
107113.A00	EXERIOR SUN CONTROL DEVICES
107113.C01	TERRA COTTA SUNSHADE SYSTEM

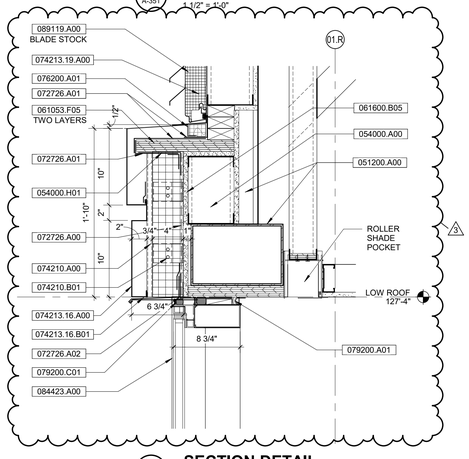

C6 A-351 **SECTION DETAIL**

1 1/2" = 1'-0"

KEYNOTES (ACTION/GENERAL)

00-A1

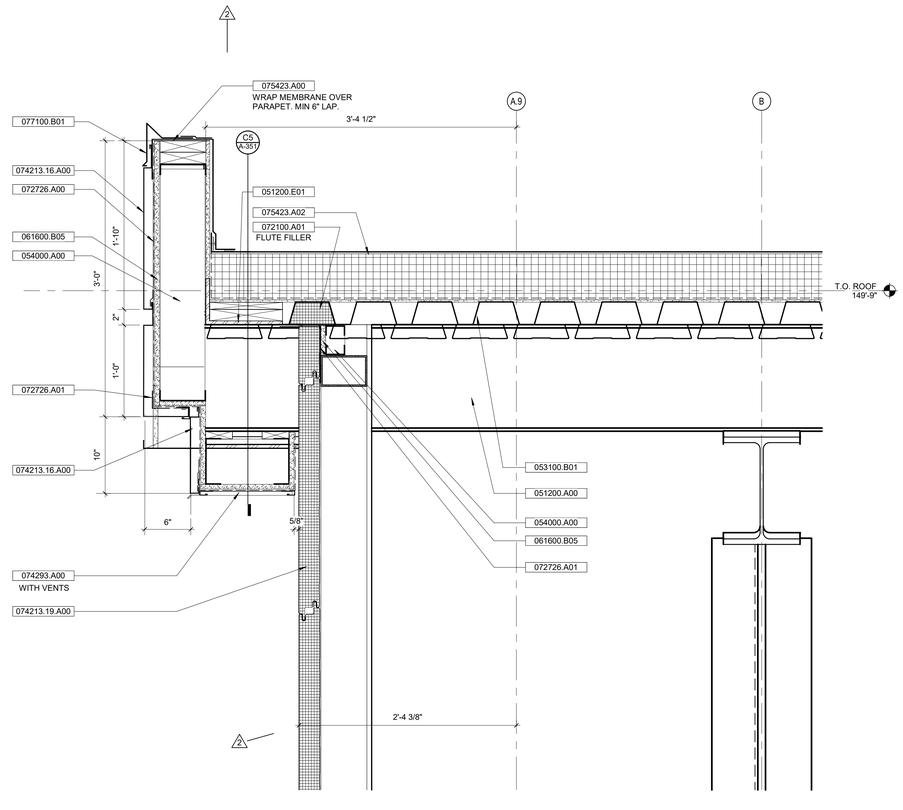

A1 A-351 **SECTION DETAIL**

1 1/2" = 1'-0"

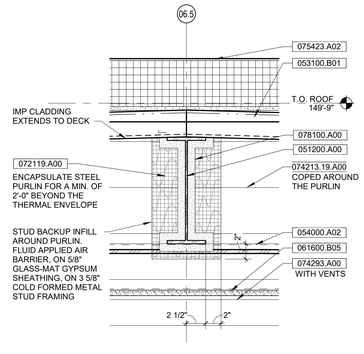

C5 A-351 **SECTION DETAIL**

1 1/2" = 1'-0"

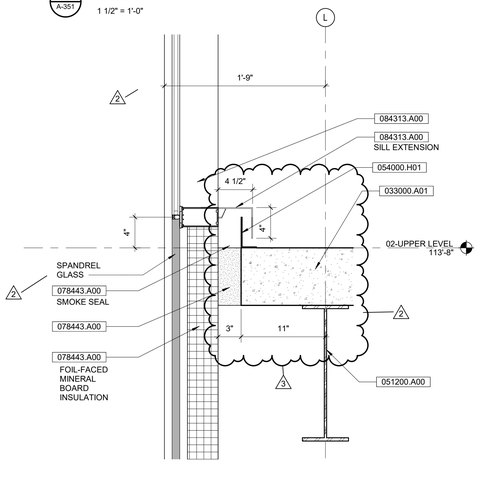

A4 A-351 **SECTION DETAIL**

1 1/2" = 1'-0"

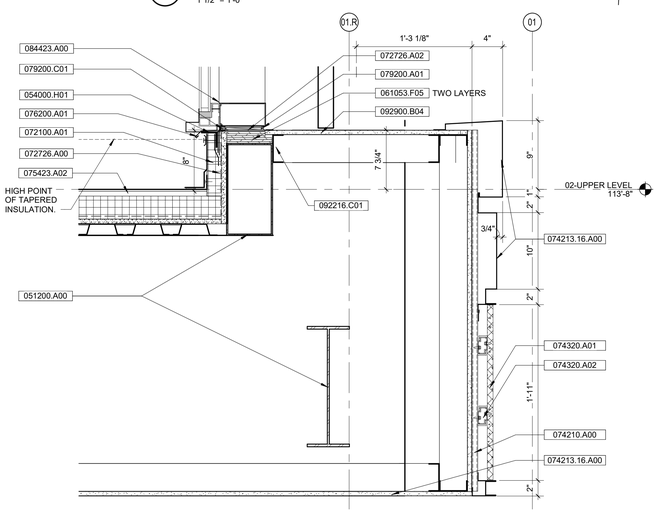

A6 A-351 **SECTION DETAIL**

1 1/2" = 1'-0"

IN128 - JAMES T. MORRIS ARENA

Ohio St & N Blackford St
Indianapolis, IN 46202

IU Project NO. 20240127

Owner
INDIANA UNIVERSITY BOARD OF TRUSTEES
2901 EAST DISCOVERY PARKWAY
BLOOMINGTON, IN 47408
812-855-1692

Architect
RATIO
101 SOUTH PENNSYLVANIA STREET
INDIANAPOLIS, IN 46204
317-633-4040

Structural Engineer
FINK ROBERTS AND PETRIE, INC.
3535 EAST 96TH STREET
SUITE 126
INDIANAPOLIS, IN 46240
317-872-8400

Mechanical / Electrical
INTROBA
8250 HAVERSTICK ROAD
SUITE 285
INDIANAPOLIS, IN 46240
800-404-7677

Plumbing Engineer
DLZ
138 N. DELAWARE ST
INDIANAPOLIS, IN 46204
317-633-4120

Acoustics / Technology Engineer
WJHW
7220 W. JEFFERSON AVE
SUITE 216
LAKEWOOD, CO 80235
972-934-3700

Civil Engineer
AMERICAN STRUCTUREPOINT, INC.
9025 RIVER ROAD
SUITE 200
INDIANAPOLIS, IN 46240
317-547-5580

Food Service Consultant
CINILITTLE
3405 NW 9TH AVENUE #1202
FORT LAUDERDALE, FL 33309
954-846-9600

Code Consultant
FORZA
2502 WEST MECHANIC ST, SUITE C
HARRISONVILLE, MO 64701
816-806-3729

SEAL | DATE 02/03/25

WILLIAM A. BROWNE JR. REGISTERED No. AR00034154 STATE OF INDIANA ARCHITECT

SHEET ISSUE

1	CONSTRUCTION DOCUMENTS	01/13/25
2	ADDENDUM 01	01/27/25
3	ADDENDUM 02	02/03/25

RATIO

COPYRIGHT NOTICE: THIS ARCHITECTURAL AND ENGINEERING DRAWING IS GIVEN IN CONFIDENCE AND SHALL BE USED ONLY PURSUANT TO THE AGREEMENT WITH RATIO. NO OTHER USE, DISSEMINATION OR DUPLICATION MAY BE MADE WITHOUT PRIOR WRITTEN CONSENT OF RATIO. ALL COMMON LAW RIGHTS OF COPYRIGHT AND OTHERWISE ARE HEREBY SPECIFICALLY RESERVED.

PROJECT NO. 23112.000

SHEET TITLE
EXTERIOR DETAILS

SHEET NUMBER
A-351

2/2/2025 10:55:28 PM

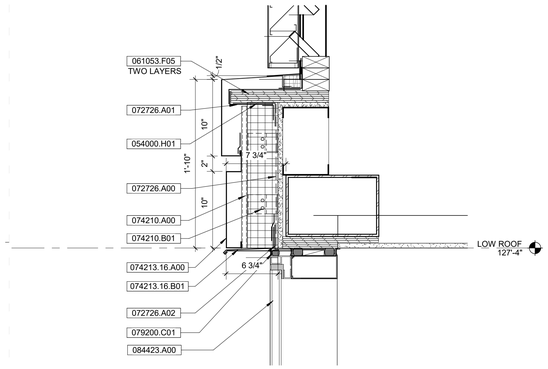

F1 A-352 **SECTION DETAIL**

1 1/2" = 1'-0"

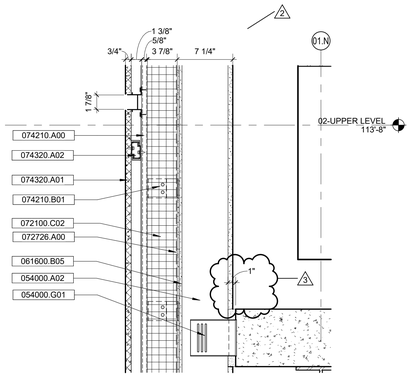

F3 A-352 **SECTION DETAIL**

1 1/2" = 1'-0"

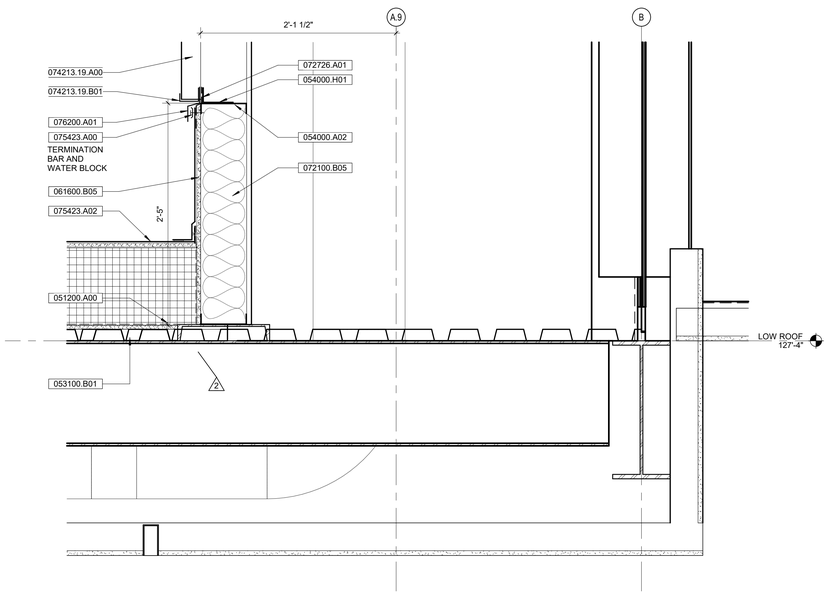

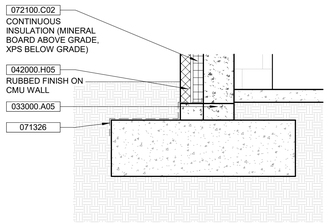

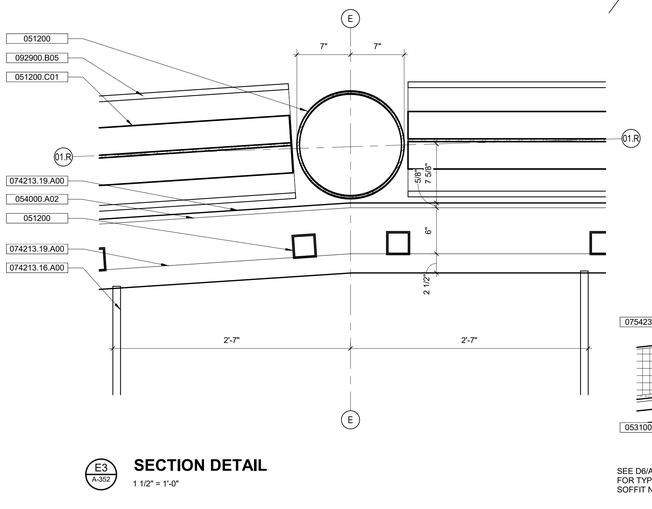

E1 A-352 **SECTION DETAIL**

1/2" = 1'-0"

E3 A-352 **SECTION DETAIL**

1 1/2" = 1'-0"

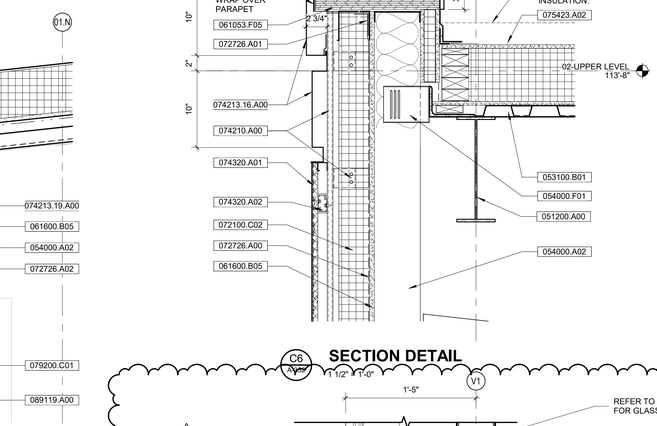

C4 A-352 **SECTION DETAIL**

1 1/2" = 1'-0"

E5 A-352 **SECTION DETAIL**

1 1/2" = 1'-0"

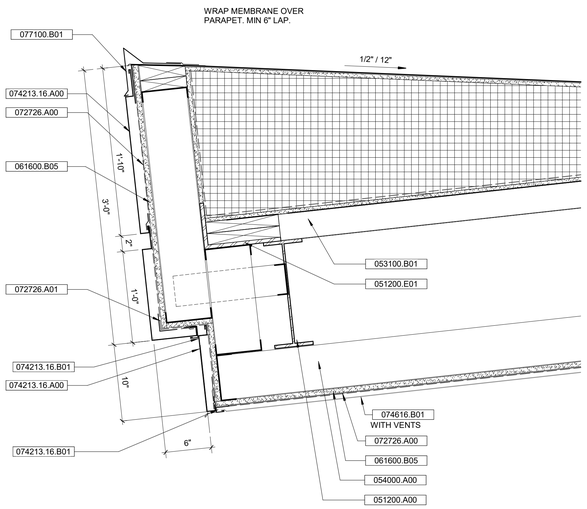

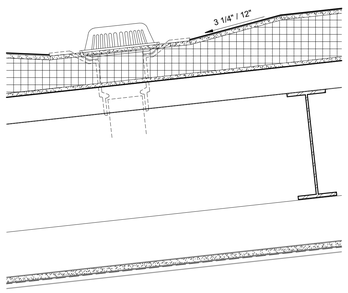

A1 A-352 **SECTION DETAIL**

1 1/2" = 1'-0"

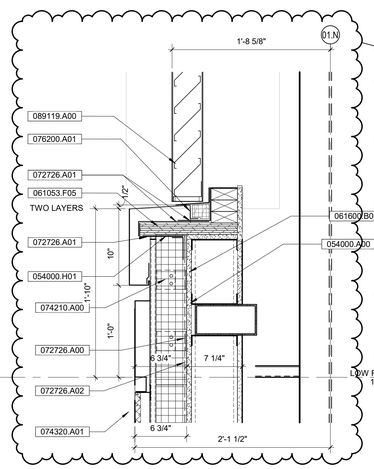

A4 A-352 **SECTION DETAIL**

1 1/2" = 1'-0"

C6 A-352 **SECTION DETAIL**

1 1/2" = 1'-0"

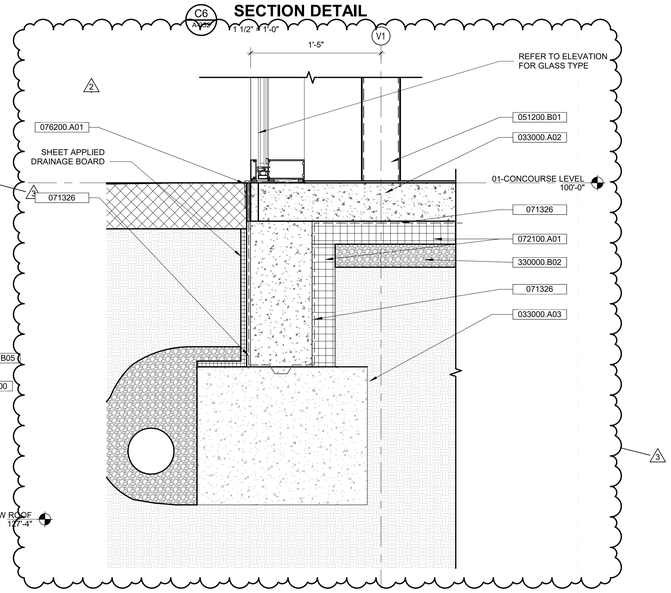

A6 A-352 **SECTION DETAIL**

1 1/2" = 1'-0"

KEYNOTES (SPEC BASED)

061600.A00

033000.A02	CAST-IN-PLACE CONCRETE SLAB
033000.A03	CAST-IN-PLACE CONCRETE FOOTING
033000.A05	CAST-IN-PLACE CONCRETE WALL
042000.H05	CONCRETE MASONRY UNIT, 4"
051200	STRUCTURAL STEEL FRAMING (VERIFY NUMBERING WITH CONSULTANTS, AS REQUIRED)
051200.A00	STRUCTURAL STEEL FRAMING
051200.B01	STRUCTURAL STEEL FRAMING, COLUMN
051200.C01	STRUCTURAL STEEL FRAMING, BEAM
051200.E01	STRUCTURAL STEEL FRAMING, BENT PLATE
053100.B01	ROOF DECK
054000.A00	COLD-FORMED METAL FRAMING
054000.A02	COLD-FORMED METAL FRAMING - 6"
054000.F01	COLD-FORMED METAL FRAMING - DEFLECTION TRACK
054000.G01	COLD-FORMED METAL FRAMING - VERTICAL SLIDE CLIP
054000.H01	COLD-FORMED METAL FRAMING - FRAMING ANGLE
061053.F05	MISCELLANEOUS ROUGH CARPENTRY, PLYWOOD, 3/4"
061600.B05	WALL SHEATHING, GLASS-MAT GYPSUM, 5/8"
071326	SELF-ADHERING SHEET WATERPROOFING
072100.A01	EXTRUDED POLYSTYRENE BOARD INSULATION (RIGID)
072100.B05	GLASS-FIBER BLANKET, R-19 (BATT)
072100.C02	MINERAL-WOOL BOARD
072726.A00	FLUID-APPLIED MEMBRANE AIR BARRIER
072726.A01	MEMBRANE FLASHING
072726.A02	WRAP MEMBRANE FLASHING INTO OPENING
074210.A00	RAINSCREEN ATTACHMENT SYSTEM
074210.B01	RAINSCREEN ATTACHMENT CLIP
074213.16.A00	METAL PLATE WALL PANELS
074213.16.B01	METAL PLATE WALL PANELS, TRIM
074213.19.A00	INSULATED METAL WALL PANELS
074213.19.B01	INSULATED METAL WALL PANELS, TRIM
074320.A01	EXTERIOR COMPOSITE WALL PANELS - INDIANA LIMESTONE
074320.A02	CONCEALED FASTENER PANEL RAIL
074616.B01	ALUMINUM SOFFIT
075423.A00	TPO ROOFING
075423.A02	TPO ROOFING SYSTEM
076200.A01	SHEET METAL FLASHING AND TRIM
077100.B01	GRAVEL STOP, MANUFACTURED
079200.C01	BACKER ROD AND SEALANT
084423.A00	STRUCTURAL-SEALANT-GLAZED CURTAIN WALLS
089119.A00	FIXED LOUVERS
092900.B05	GYPSUM BOARD, 3/4"
330000.B02	UNDERSLAB DRAINAGE

GLAZING SCHEDULE

GL-01	CLEAR INSULATING GLASS, LOW-E COATED - EXTERIOR APPLICATIONS
GL-02	CERAMIC COATED SPANDREL GLASS - EXTERIOR APPLICATIONS
GL-03	INSULATING, CERAMIC COATED VISION GLASS - EXTERIOR APPLICATIONS
GL-05	CLEAR INSULATING GLASS, LOW-E COATED, LAMINATED - EXTERIOR APPLICATIONS
GL-11	CLEAR TEMPERED GLASS - INTERIOR APPLICATIONS, WINDOWS AND DOORS
GL-12	DECORATIVE GLASS, FILM OVERLAY - INTERIOR APPLICATIONS
GL-13	CLEAR, LAMINATED - INTERIOR APPLICATIONS, FIRE RATED

IN128 - JAMES T. MORRIS ARENA

Ohio St & N Blackford St
Indianapolis, IN 46202

IU Project NO. 20240127

Owner
INDIANA UNIVERSITY BOARD OF TRUSTEES
2901 EAST DISCOVERY PARKWAY
BLOOMINGTON, IN 47408
812-855-1692

Architect
RATIO
101 SOUTH PENNSYLVANIA STREET
INDIANAPOLIS, IN 46204
317-633-4040

Structural Engineer
FINK ROBERTS AND PETRIE, INC.
3535 EAST 96TH STREET
SUITE 126
INDIANAPOLIS, IN 46240
317-872-8400

Mechanical / Electrical
INTROBA
8250 HAVERSTICK ROAD
SUITE 285
INDIANAPOLIS, IN 46240
800-404-7677

Plumbing Engineer
DLZ
138 N. DELAWARE ST
INDIANAPOLIS, IN 46204
317-633-4120

Acoustics / Technology Engineer
WJHW
7220 W. JEFFERSON AVE
SUITE 216
LAKEWOOD, CO 80235
972-934-3700

Civil Engineer
AMERICAN STRUCTUREPOINT, INC.
9025 RIVER ROAD
SUITE 200
INDIANAPOLIS, IN 46240
317-547-5580

Food Service Consultant
CINILITTLE
3405 NW 9TH AVENUE #1202
FORT LAUDERDALE, FL 33309
954-846-9600

Code Consultant
FORZA
2502 WEST MECHANIC ST, SUITE C
HARRISONVILLE, MO 64701
816-806-3729

SEAL | DATE 02/03/25

WILLIAM A. BROWNE, JR. REGISTERED No. AR00034154 STATE OF INDIANA ARCHITECT

SHEET ISSUE

1	CONSTRUCTION DOCUMENTS	01/13/25
2	ADDENDUM 01	01/27/25
3	ADDENDUM 02	02/03/25

RATIO

COPYRIGHT NOTICE: THIS ARCHITECTURAL AND ENGINEERING DRAWING IS GIVEN IN CONFIDENCE AND SHALL BE USED ONLY PURSUANT TO THE AGREEMENT WITH RATIO. NO OTHER USE, DISSEMINATION OR REPRODUCTION IS PERMITTED WITHOUT PRIOR WRITTEN CONSENT OF RATIO. ALL COMMON LAW RIGHTS OF COPYRIGHT AND OTHERWISE ARE HEREBY SPECIFICALLY RESERVED.

PROJECT NO. 23112.000

SHEET TITLE
EXTERIOR DETAILS

SHEET NUMBER
A-352

2/2/2025 10:55:36 PM

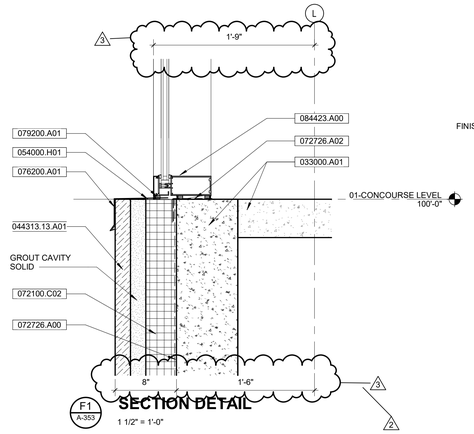

F1 A-353 **SECTION DETAIL**
1 1/2" = 1'-0"

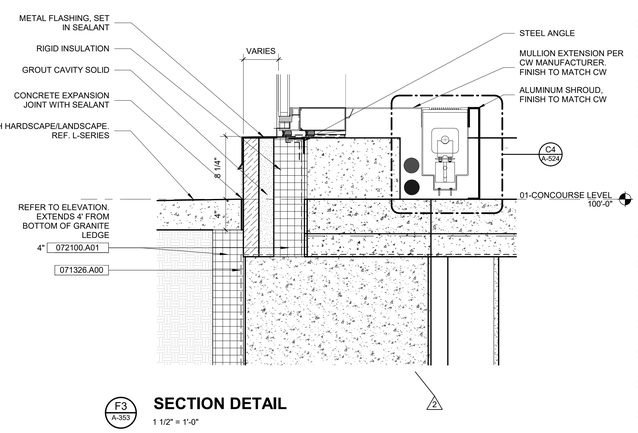

F3 A-353 **SECTION DETAIL**
1 1/2" = 1'-0"

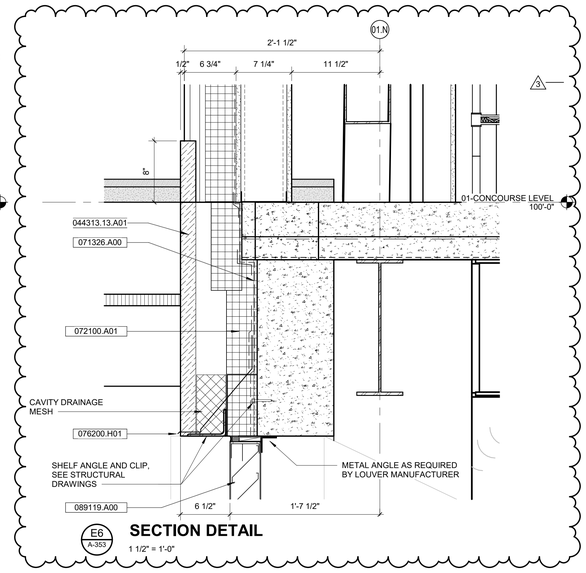

E6 A-353 **SECTION DETAIL**
1 1/2" = 1'-0"

KEYNOTES (SPEC BASED)

061600.A00

033000.A01	CAST-IN-PLACE CONCRETE, REFERENCE STRUCTURAL
033000.A02	CAST-IN-PLACE CONCRETE SLAB
042000.H05	CONCRETE MASONRY UNIT, 4"
044313.13.A00	ANCHORED STONE MASONRY VENEER
044313.13.A01	ANCHORED STONE MASONRY VENEER - GRANITE
051200.A00	STRUCTURAL STEEL FRAMING
051200.E01	STRUCTURAL STEEL FRAMING, BENT PLATE
053100.B01	ROOF DECK
054000.A00	COLD-FORMED METAL FRAMING
054000.A02	COLD-FORMED METAL FRAMING - 6"
054000.G01	COLD-FORMED METAL FRAMING - VERTICAL SLIDE CLIP
054000.H01	COLD-FORMED METAL FRAMING - FRAMING ANGLE
061053.F05	MISCELLANEOUS ROUGH CARPENTRY, PLYWOOD, 3/4"
061600.B01	WALL SHEATHING
071326.A00	SELF-ADHERING SHEET WATERPROOFING
072100.A00	THERMAL INSULATION
072100.A01	EXTRUDED POLYSTYRENE BOARD INSULATION (RIGID)
072100.C02	MINERAL-WOOL BOARD
072726.A00	FLUID APPLIED MEMBRANE AIR BARRIER
072726.A01	MEMBRANE FLASHING
072726.A02	WRAP MEMBRANE FLASHING INTO OPENING
074210.A00	RAINSCREEN ATTACHMENT SYSTEM
074213.16.A00	METAL PLATE WALL PANELS
074320.A01	EXTERIOR COMPOSITE WALL PANELS - INDIANA LIMESTONE
075423.A02	TPO ROOFING SYSTEM
076200.A01	SHEET METAL FLASHING AND TRIM
076200.H01	THROUGH-WALL FLASHING
077100.A01	COPING, METAL, MANUFACTURED
078443.A00	JOINT FIRESTOPPING
079200.A01	SEALANT
079200.C01	BACKER ROD AND SEALANT
084413.A00	GLAZED ALUMINUM CURTAIN WALLS
084423.A00	STRUCTURAL-SEALANT-GLAZED CURTAIN WALLS
089119.A00	FIXED LOUVERS
330000.B01	SUBSURFACE DRAINAGE
330000.B02	UNDERSLAB DRAINAGE

GLAZING SCHEDULE

GL-01	CLEAR INSULATING GLASS, LOW-E COATED - EXTERIOR APPLICATIONS
GL-02	CERAMIC COATED SPANDREL GLASS - EXTERIOR APPLICATIONS
GL-03	INSULATING, CERAMIC COATED VISION GLASS - EXTERIOR APPLICATIONS
GL-05	CLEAR INSULATING GLASS, LOW-E COATED, LAMINATED - EXTERIOR APPLICATIONS
GL-11	CLEAR TEMPERED GLASS - INTERIOR APPLICATIONS, WINDOWS AND DOORS
GL-12	DECORATIVE GLASS, FILM OVERLAY - INTERIOR APPLICATIONS
GL-13	CLEAR, LAMINATED - INTERIOR APPLICATIONS, FIRE RATED

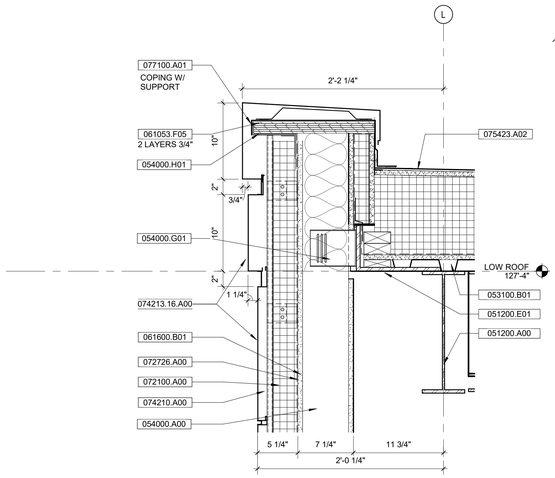

C1 A-353 **SECTION DETAIL**
1 1/2" = 1'-0"

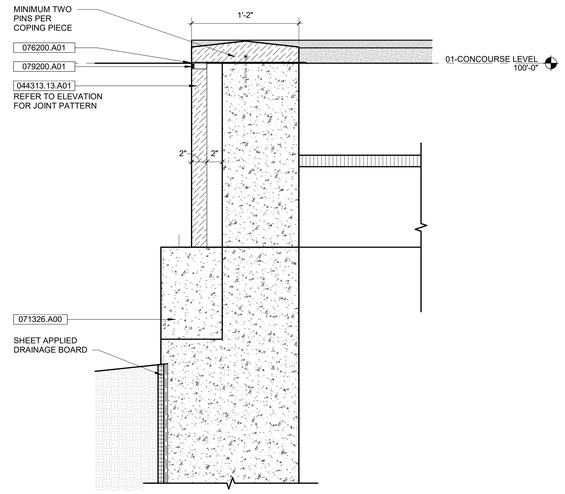

C3 A-353 **SECTION DETAIL**
1 1/2" = 1'-0"

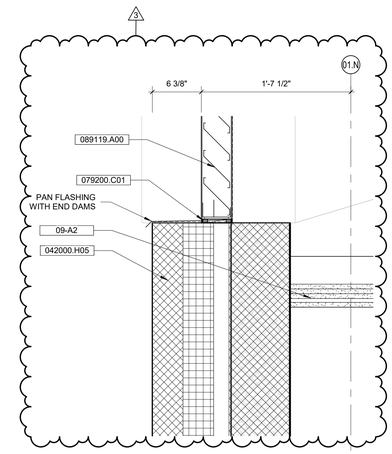

C6 A-353 **SECTION DETAIL**
1 1/2" = 1'-0"

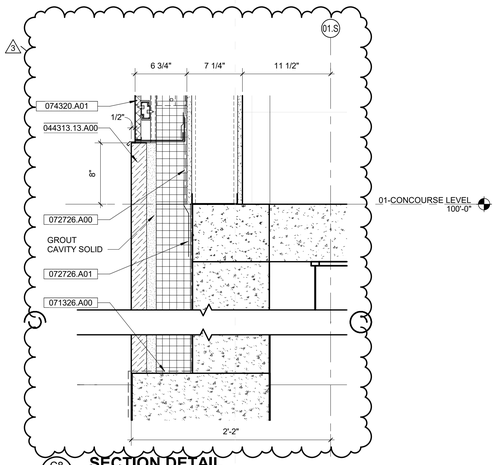

C8 A-353 **SECTION DETAIL**
1 1/2" = 1'-0"

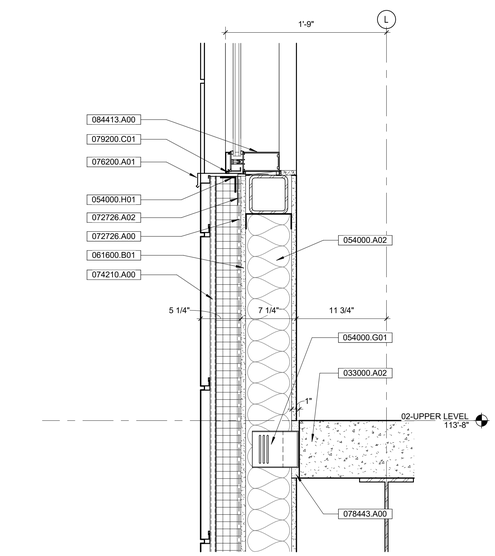

A1 A-353 **SECTION DETAIL**
1 1/2" = 1'-0"

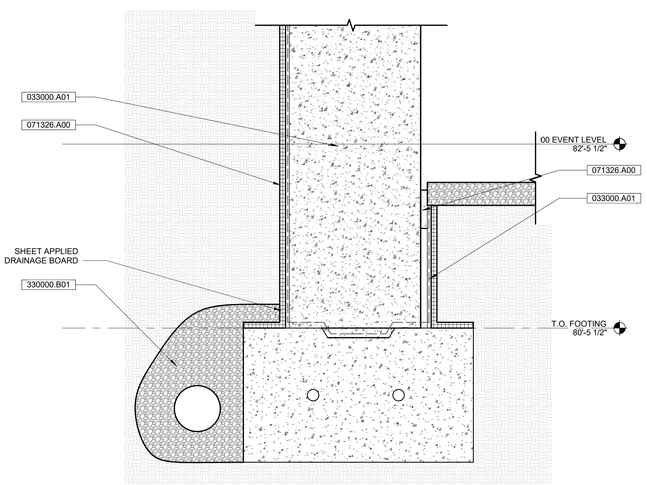

A3 A-353 **SECTION DETAIL**
1 1/2" = 1'-0"

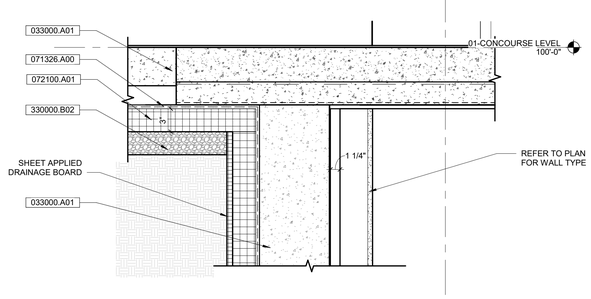

A6 A-353 **SECTION DETAIL**
1 1/2" = 1'-0"

IN128 - JAMES T. MORRIS ARENA

Ohio St & N Blackford St
Indianapolis, IN 46202

IU Project NO. 20240127

Owner
INDIANA UNIVERSITY BOARD OF TRUSTEES
2901 EAST DISCOVERY PARKWAY
BLOOMINGTON, IN 47408
812-855-1692

Architect
RATIO
101 SOUTH PENNSYLVANIA STREET
INDIANAPOLIS, IN 46204
317-633-4040

Structural Engineer
FINK ROBERTS AND PETRIE, INC.
3535 EAST 96TH STREET
SUITE 126
INDIANAPOLIS, IN 46240
317-872-8400

Mechanical / Electrical
INTROBA
8250 HAVERSTICK ROAD
SUITE 285
INDIANAPOLIS, IN 46240
800-404-7677

Plumbing Engineer
DLZ
138 N. DELAWARE ST
INDIANAPOLIS, IN 46204
317-633-4120

Acoustics / Technology Engineer
WJHW
7220 W. JEFFERSON AVE
SUITE 216
LAKEWOOD, CO 80235
972-934-3700

Civil Engineer
AMERICAN STRUCTUREPOINT, INC.
9025 RIVER ROAD
SUITE 200
INDIANAPOLIS, IN 46240
317-547-5580

Food Service Consultant
CINILITTLE
3405 NW 9TH AVENUE #1202
FORT LAUDERDALE, FL 33309
954-846-9600

Code Consultant
FORZA
2502 WEST MECHANIC ST, SUITE C
HARRISONVILLE, MO 64701
816-806-3729

SEAL | DATE 02/03/25

WILLIAM A. BROWNE JR. PRESTON BROWN JR. No. AR00034154 STATE OF INDIANA ARCHITECT

SHEET ISSUE

1	CONSTRUCTION DOCUMENTS	01/13/25
2	ADDENDUM 01	01/27/25
3	ADDENDUM 02	02/03/25

RATIO

COPYRIGHT NOTICE: THIS ARCHITECTURAL AND ENGINEERING DRAWING IS GIVEN IN CONFIDENCE AND SHALL BE USED ONLY PURSUANT TO THE AGREEMENT WITH RATIO. NO OTHER USE, DISSEMINATION OR DUPLICATION MAY BE MADE WITHOUT PRIOR WRITTEN CONSENT OF RATIO. ALL COMMON LAW RIGHTS OF COPYRIGHT AND OTHERWISE ARE HEREBY SPECIFICALLY RESERVED.

PROJECT NO. 23112.000

SHEET TITLE
EXTERIOR DETAILS

SHEET NUMBER
A-353

2/2/2025 10:55:44 PM

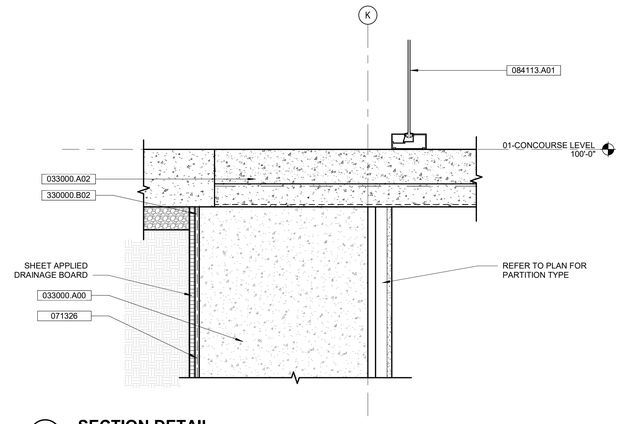

F1 A-354 **SECTION DETAIL**

1 1/2" = 1'-0"

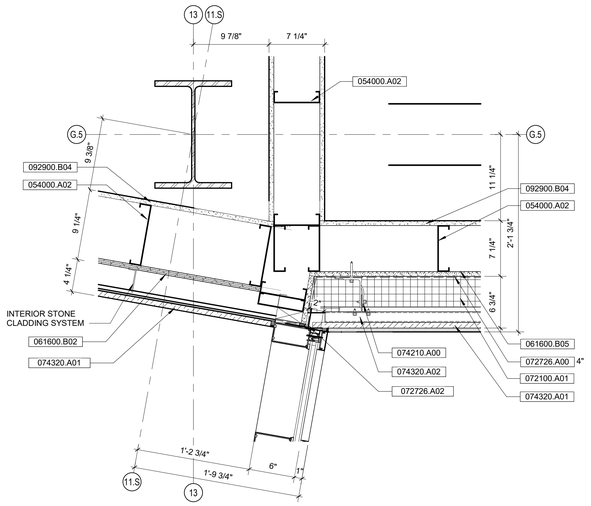

F4 A-354 **PLAN DETAIL**

1 1/2" = 1'-0"

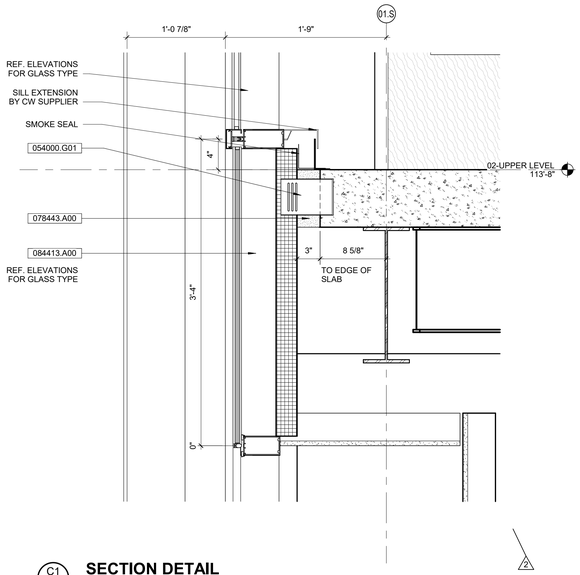

C1 A-354 **SECTION DETAIL**

1 1/2" = 1'-0"

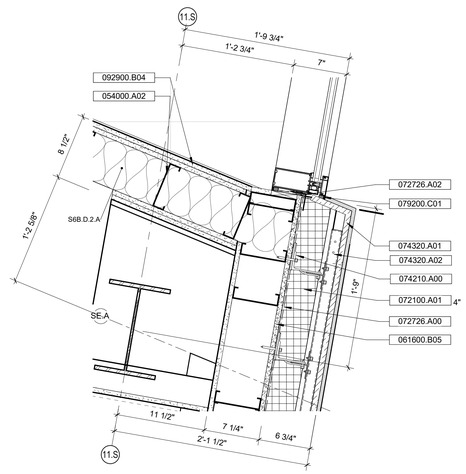

C4 A-354 **PLAN DETAIL**

1 1/2" = 1'-0"

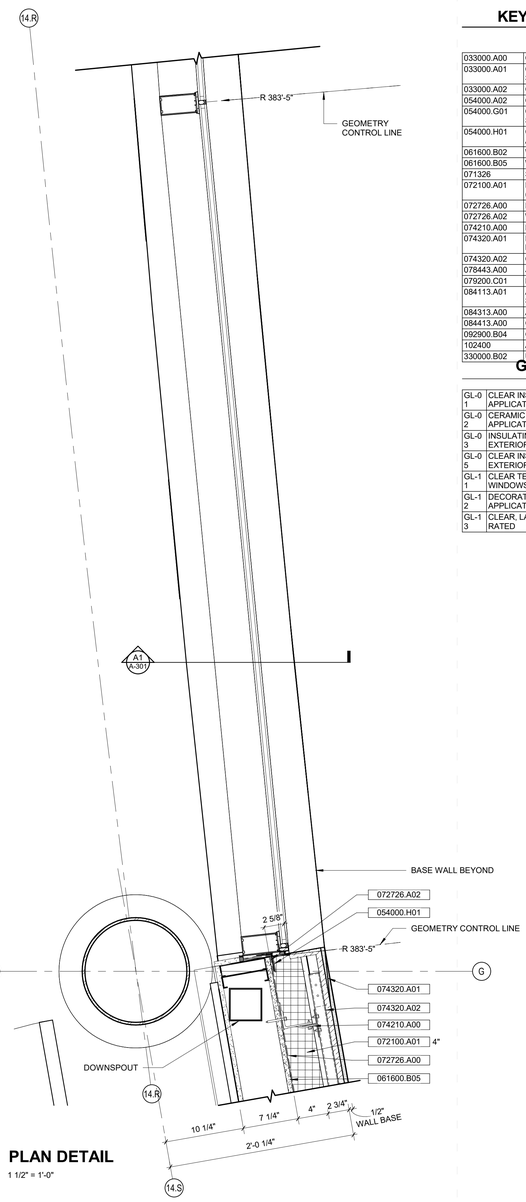

C6 A-354 **PLAN DETAIL**

1 1/2" = 1'-0"

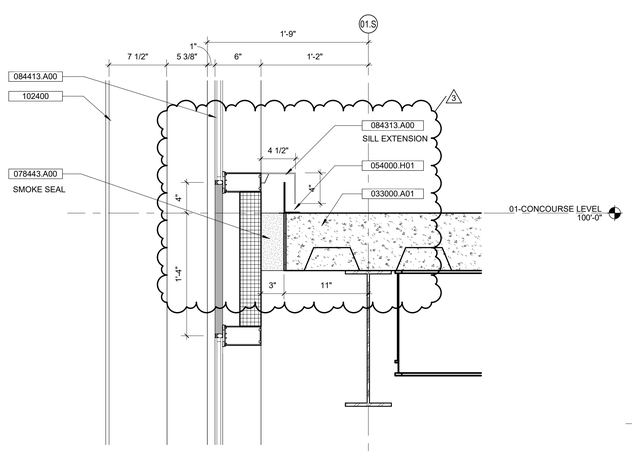

A1 A-354 **SECTION DETAIL**

1 1/2" = 1'-0"

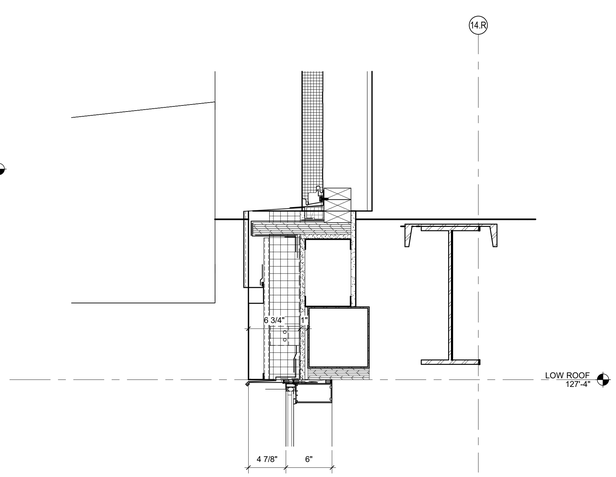

A4 A-354 **SECTION DETAIL**

1 1/2" = 1'-0"

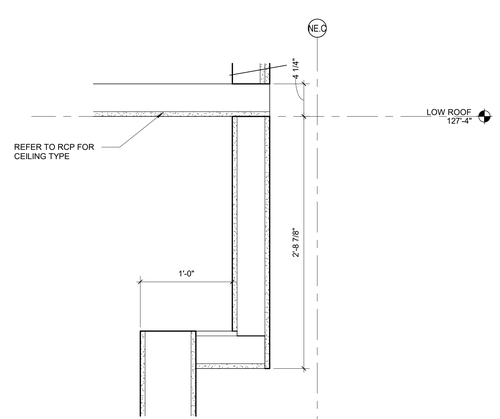

A6 A-354 **SECTION DETAIL**

1 1/2" = 1'-0"

KEYNOTES (SPEC BASED)

061600.A00

033000.A00	CAST-IN-PLACE CONCRETE
033000.A01	CAST-IN-PLACE CONCRETE, REFERENCE STRUCTURAL
033000.A02	CAST-IN-PLACE CONCRETE SLAB
054000.A02	COLD-FORMED METAL FRAMING - 6"
054000.G01	COLD-FORMED METAL FRAMING - VERTICAL SLIDE CLIP
054000.H01	COLD-FORMED METAL FRAMING - FRAMING ANGLE
061600.B02	WALL SHEATHING, PLYWOOD, 5/8"
061600.B05	WALL SHEATHING, GLASS-MAT GYPSUM, 5/8"
071326	SELF-ADHERING SHEET WATERPROOFING
072100.A01	EXTRUDED POLYSTYRENE BOARD INSULATION (RIGID)
072726.A00	FLUID APPLIED MEMBRANE AIR BARRIER
072726.A02	WRAP MEMBRANE FLASHING INTO OPENING
074210.A00	RAINSCREEN ATTACHMENT SYSTEM
074320.A01	EXTERIOR COMPOSITE WALL PANELS - INDIANA LIMESTONE
074320.A02	CONCEALED FASTENER PANEL RAIL
078443.A00	JOINT FIRESTOPPING
079200.C01	BACKER ROD AND SEALANT
084113.A01	ALUMINUM-FRAMED ENTRANCES AND STOREFRONT
084313.A00	ALUMINUM-FRAMED STOREFRONTS
084413.A00	GLAZED ALUMINUM CURTAIN WALLS
092900.B04	GYPSUM BOARD, 5/8"
102400	ARCHITECTURAL SCREEN
330000.B02	UNDERSLAB DRAINAGE

GLAZING SCHEDULE

GL-01	CLEAR INSULATING GLASS, LOW-E COATED - EXTERIOR APPLICATIONS
GL-02	CERAMIC COATED SPANDREL GLASS - EXTERIOR APPLICATIONS
GL-03	INSULATING, CERAMIC COATED VISION GLASS - EXTERIOR APPLICATIONS
GL-05	CLEAR INSULATING GLASS, LOW-E COATED, LAMINATED - EXTERIOR APPLICATIONS
GL-11	CLEAR TEMPERED GLASS - INTERIOR APPLICATIONS, WINDOWS AND DOORS
GL-12	DECORATIVE GLASS, FILM OVERLAY - INTERIOR APPLICATIONS
GL-13	CLEAR, LAMINATED - INTERIOR APPLICATIONS, FIRE RATED

IN128 - JAMES T. MORRIS ARENA

Ohio St & N Blackford St
Indianapolis, IN 46202

IU Project NO. 20240127

Owner
INDIANA UNIVERSITY BOARD OF TRUSTEES
2901 EAST DISCOVERY PARKWAY
BLOOMINGTON, IN 47408
812-855-1692

Architect
RATIO
101 SOUTH PENNSYLVANIA STREET
INDIANAPOLIS, IN 46204
317-633-4040

Structural Engineer
FINK ROBERTS AND PETRIE, INC.
3535 EAST 96TH STREET
SUITE 126
INDIANAPOLIS, IN 46240
317-872-8400

Mechanical / Electrical
INTROBA
8250 HAVERSTICK ROAD
SUITE 285
INDIANAPOLIS, IN 46240
800-404-7677

Plumbing Engineer
DLZ
138 N. DELAWARE ST
INDIANAPOLIS, IN 46204
317-633-4120

Acoustics / Technology Engineer
WJHW
7220 W. JEFFERSON AVE
SUITE 216
LAKEWOOD, CO 80235
972-934-3700

Civil Engineer
AMERICAN STRUCTUREPOINT, INC.
9025 RIVER ROAD
SUITE 200
INDIANAPOLIS, IN 46240
317-547-5580

Food Service Consultant
CINILITTLE
3405 NW 9TH AVENUE #1202
FORT LAUDERDALE, FL 33309
954-846-9600

Code Consultant
FORZA
2502 WEST MECHANIC ST, SUITE C
HARRISONVILLE, MO 64701
816-806-3729

SEAL | DATE 02/03/25

WILLIAM A. BROWNE, JR. REGISTERED No. AR00034154 STATE OF INDIANA ARCHITECT

SHEET ISSUE

1	CONSTRUCTION DOCUMENTS	01/13/25
2	ADDENDUM 01	01/27/25
3	ADDENDUM 02	02/03/25

RATIO

COPYRIGHT NOTICE: THIS ARCHITECTURAL AND ENGINEERING DRAWING IS GIVEN IN CONFIDENCE AND SHALL BE USED ONLY PURSUANT TO THE AGREEMENT WITH RATIO. NO OTHER USE, DISSEMINATION OR DUPLICATION MAY BE MADE WITHOUT PRIOR WRITTEN CONSENT OF RATIO. ALL COMMON LAW RIGHTS OF COPYRIGHT AND OTHERS BE ARE HEREBY SPECIFICALLY RESERVED.

PROJECT NO. 23112.000

SHEET TITLE
EXTERIOR DETAILS

SHEET NUMBER
A-354

2/2/2025 10:55:51 PM

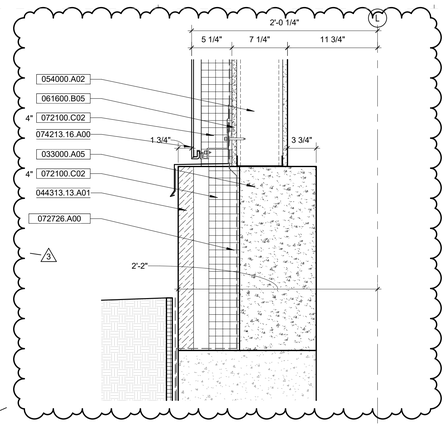

2

F1 A-355 **SECTION DETAIL**

1 1/2" = 1'-0"

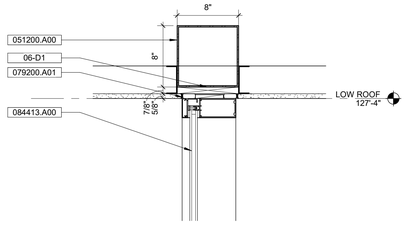

2

F3 A-355 **SECTION DETAIL**

1 1/2" = 1'-0"

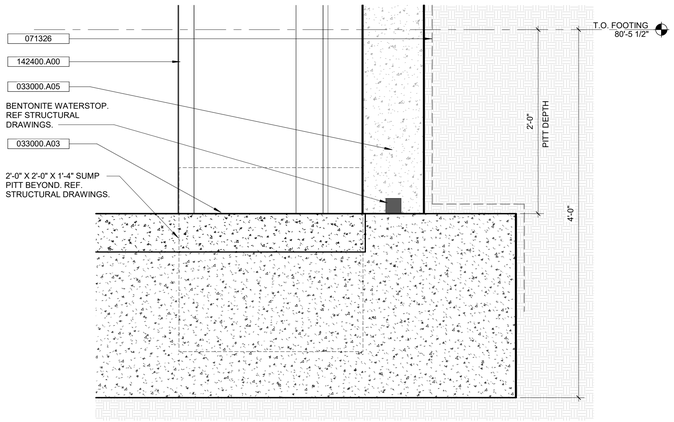

2

F5 A-355 **SECTION DETAIL**

1 1/2" = 1'-0"

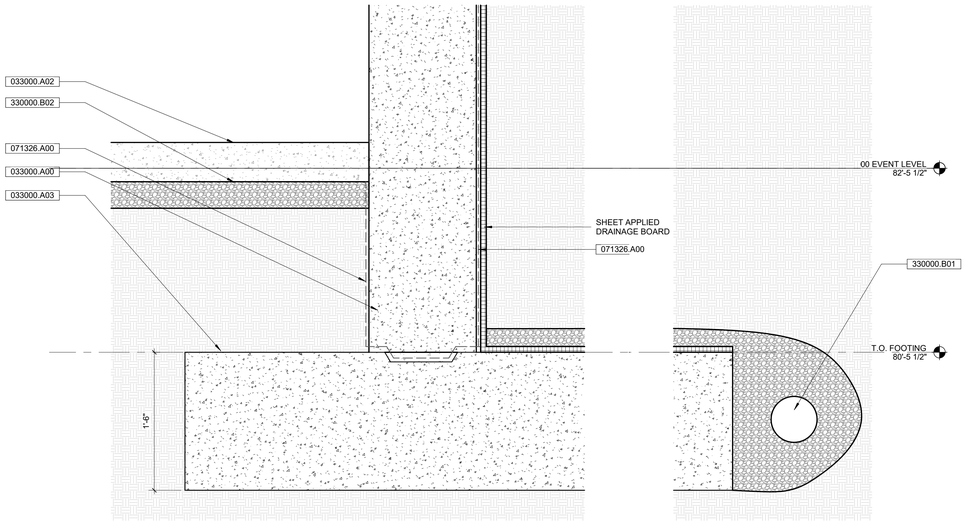

2

C1 A-355 **SECTION DETAIL**

1 1/2" = 1'-0"

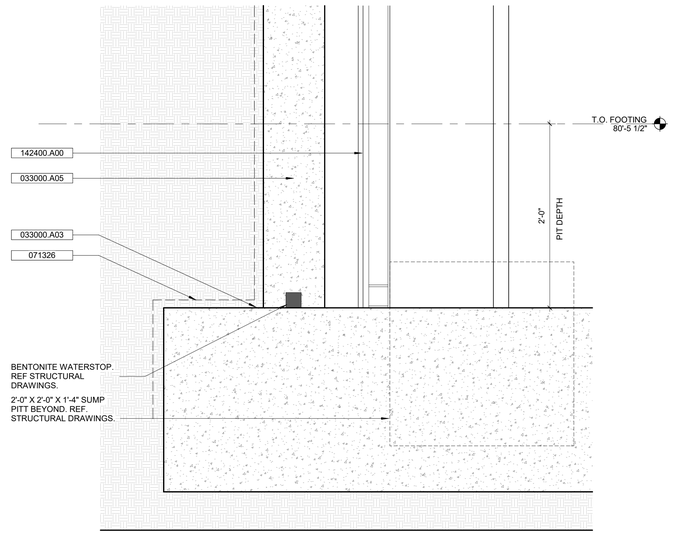

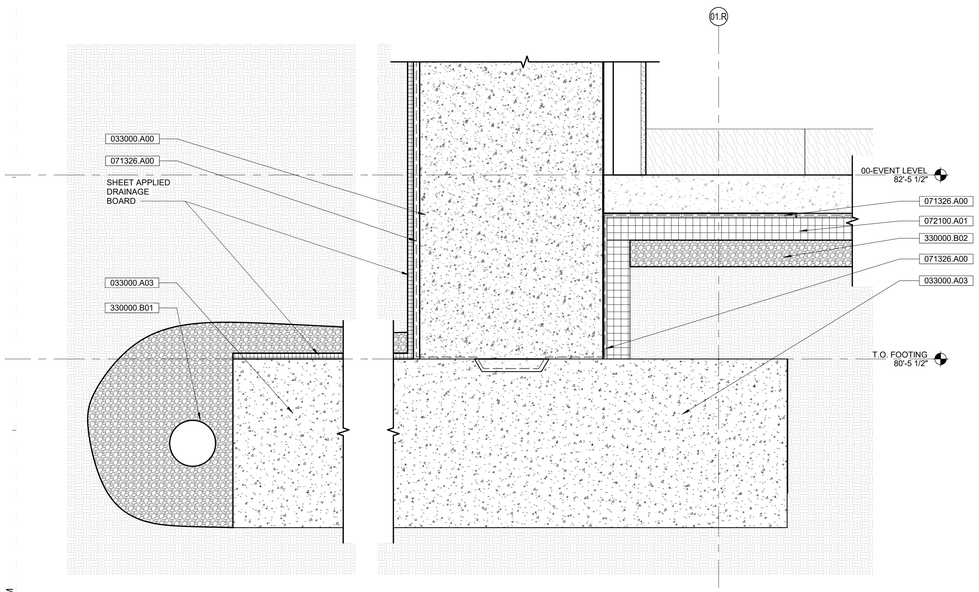

2

A1 A-355 **SECTION DETAIL**

1 1/2" = 1'-0"

2

C5 A-355 **SECTION DETAIL - ELEVATOR PIT**

1 1/2" = 1'-0"

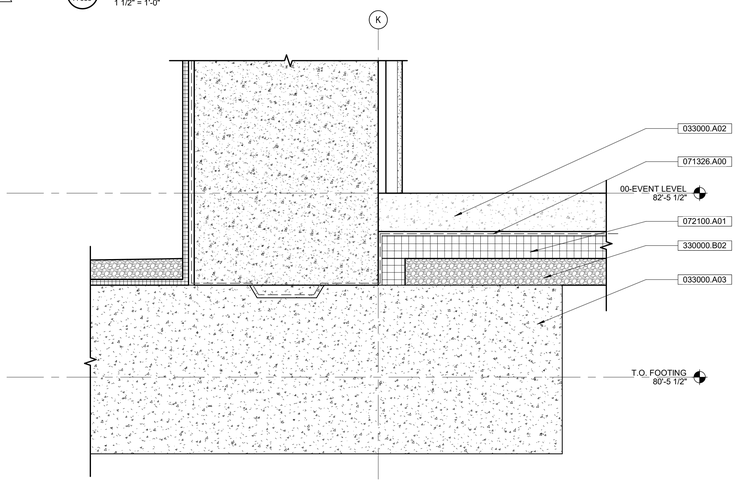

A5 A-355 **SECTION DETAIL**

1 1/2" = 1'-0"

2/2/2025 10:55:57 PM

KEYNOTES (SPEC BASED)

061600.A00

033000.A00	CAST-IN-PLACE CONCRETE
033000.A02	CAST-IN-PLACE CONCRETE SLAB
033000.A03	CAST-IN-PLACE CONCRETE FOOTING
033000.A05	CAST-IN-PLACE CONCRETE WALL
044313.13.A01	ANCHORED STONE MASONRY VENEER - GRANITE
051200.A00	STRUCTURAL STEEL FRAMING
054000.A02	COLD-FORMED METAL FRAMING - 6"
061600.B05	WALL SHEATHING, GLASS-MAT GYPSUM, 5/8"
071326	SELF-ADHERING SHEET WATERPROOFING
071326.A00	SELF-ADHERING SHEET WATERPROOFING
072100.A01	EXTRUDED POLYSTYRENE BOARD INSULATION (RIGID)
072100.C02	MINERAL-WOOL BOARD
072726.A00	FLUID APPLIED MEMBRANE AIR BARRIER
074213.16.A00	METAL PLATE WALL PANELS
079200.A01	SEALANT
084413.A00	GLAZED ALUMINUM CURTAIN WALLS
142400.A00	HYDRAULIC ELEVATOR
330000.B01	SUBSURFACE DRAINAGE
330000.B02	UNDERSLAB DRAINAGE

GLAZING SCHEDULE

GL-01	CLEAR INSULATING GLASS, LOW-E COATED - EXTERIOR APPLICATIONS
GL-02	CERAMIC COATED SPANDREL GLASS - EXTERIOR APPLICATIONS
GL-03	INSULATING, CERAMIC COATED VISION GLASS - EXTERIOR APPLICATIONS
GL-05	CLEAR INSULATING GLASS, LOW-E COATED, LAMINATED - EXTERIOR APPLICATIONS
GL-11	CLEAR TEMPERED GLASS - INTERIOR APPLICATIONS, WINDOWS AND DOORS
GL-12	DECORATIVE GLASS, FILM OVERLAY - INTERIOR APPLICATIONS
GL-13	CLEAR, LAMINATED - INTERIOR APPLICATIONS, FIRE RATED

IN128 - JAMES T. MORRIS ARENA

Ohio St & N Blackford St
Indianapolis, IN 46202

IU Project NO. 20240127

Owner
INDIANA UNIVERSITY BOARD OF TRUSTEES
2901 EAST DISCOVERY PARKWAY
BLOOMINGTON, IN 47408
812-855-1692

Architect
RATIO
101 SOUTH PENNSYLVANIA STREET
INDIANAPOLIS, IN 46204
317-633-4040

Structural Engineer
FINK ROBERTS AND PETRIE, INC.
3535 EAST 96TH STREET
SUITE 126
INDIANAPOLIS, IN 46240
317-872-8400

Mechanical / Electrical
INTROBA
8250 HAVERSTICK ROAD
SUITE 285
INDIANAPOLIS, IN 46240
800-404-7677

Plumbing Engineer
DLZ
138 N. DELAWARE ST
INDIANAPOLIS, IN 46204
317-633-4120

Acoustics / Technology Engineer
WJHW
7220 W. JEFFERSON AVE
SUITE 216
LAKEWOOD, CO 80235
972-934-3700

Civil Engineer
AMERICAN STRUCTUREPOINT, INC.
9025 RIVER ROAD
SUITE 200
INDIANAPOLIS, IN 46240
317-547-5580

Food Service Consultant
CINILITTLE
3405 NW 9TH AVENUE #1202
FORT LAUDERDALE, FL 33309
954-846-9600

Code Consultant
FORZA
2502 WEST MECHANIC ST, SUITE C
HARRISONVILLE, MO 64701
816-806-3729

SEAL | DATE 02/03/25

WILLIAM A. BROWNE, JR. REGISTERED No. AR00034154 STATE OF INDIANA ARCHITECT

SHEET ISSUE

1	CONSTRUCTION DOCUMENTS	01/13/25
2	ADDENDUM 01	01/27/25
3	ADDENDUM 02	02/03/25

RATIO

COPYRIGHT NOTICE: THIS ARCHITECTURAL AND ENGINEERING DRAWING IS GIVEN IN CONFIDENCE AND SHALL BE USED ONLY PURSUANT TO THE AGREEMENT WITH RATIO. NO OTHER USE, DISSEMINATION OR DUPLICATION MAY BE MADE WITHOUT PRIOR WRITTEN CONSENT OF RATIO. ALL COMMON LAW RIGHTS OF COPYRIGHT AND OTHERWISE ARE HEREBY SPECIFICALLY RESERVED.

PROJECT NO. 23112.000

SHEET TITLE
EXTERIOR DETAILS

SHEET NUMBER
A-355

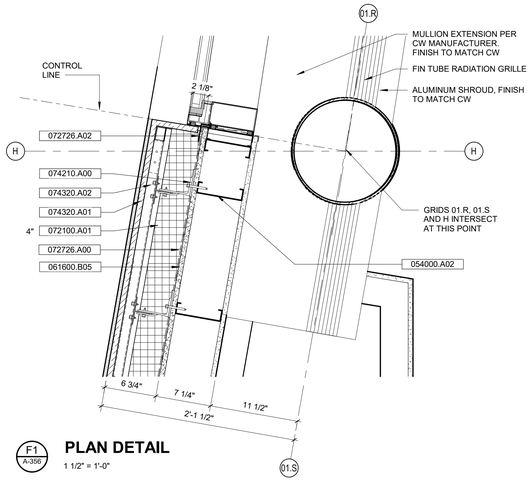

F1 A-356 **PLAN DETAIL**
1 1/2" = 1'-0"

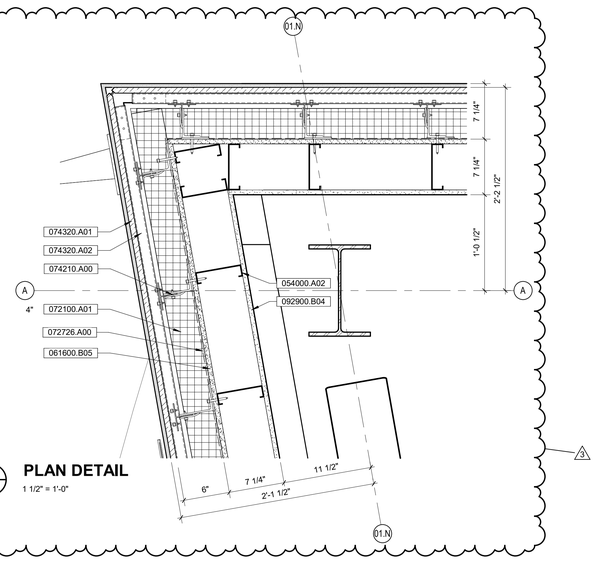

F3 A-356 **PLAN DETAIL**
1 1/2" = 1'-0"

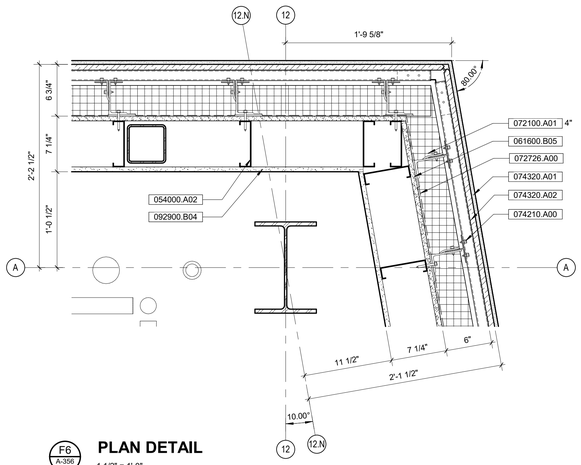

F6 A-356 **PLAN DETAIL**
1 1/2" = 1'-0"

KEYNOTES (SPEC BASED)

061600.A00

054000.A01	COLD-FORMED METAL FRAMING - 3 5/8"
054000.A02	COLD-FORMED METAL FRAMING - 6"
061053.B01	WOOD BLOCKING
061600.B05	WALL SHEATHING, GLASS-MAT GYPSUM, 5/8"
072100.A01	EXTRUDED POLYSTYRENE BOARD INSULATION (RIGID)
072726.A00	FLUID APPLIED MEMBRANE AIR BARRIER
072726.A02	WRAP MEMBRANE FLASHING INTO OPENING
074210.A00	RAINSCREEN ATTACHMENT SYSTEM
074320.A01	EXTERIOR COMPOSITE WALL PANELS - INDIANA LIMESTONE
074320.A02	CONCEALED FASTENER PANEL RAIL
079200.C01	BACKER ROD AND SEALANT
092900.B04	GYPSUM BOARD, 5/8"
107113.B03	FIXED SUN SCREEN, VERTICAL

GLAZING SCHEDULE

GL-01	CLEAR INSULATING GLASS, LOW-E COATED - EXTERIOR APPLICATIONS
GL-02	CERAMIC COATED SPANDREL GLASS - EXTERIOR APPLICATIONS
GL-03	INSULATING, CERAMIC COATED VISION GLASS - EXTERIOR APPLICATIONS
GL-05	CLEAR INSULATING GLASS, LOW-E COATED, LAMINATED - EXTERIOR APPLICATIONS
GL-11	CLEAR TEMPERED GLASS - INTERIOR APPLICATIONS, WINDOWS AND DOORS
GL-12	DECORATIVE GLASS, FILM OVERLAY - INTERIOR APPLICATIONS
GL-13	CLEAR, LAMINATED - INTERIOR APPLICATIONS, FIRE RATED

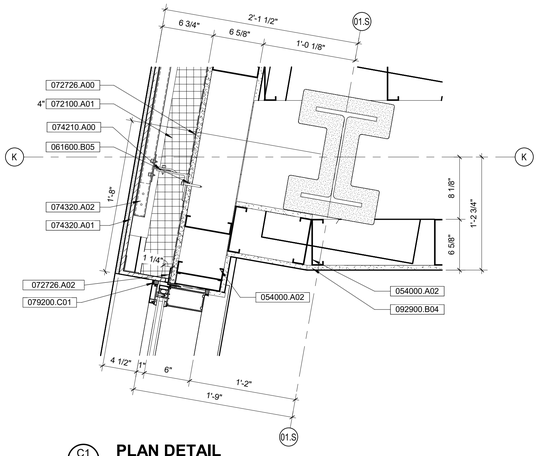

C1 A-356 **PLAN DETAIL**
1 1/2" = 1'-0"

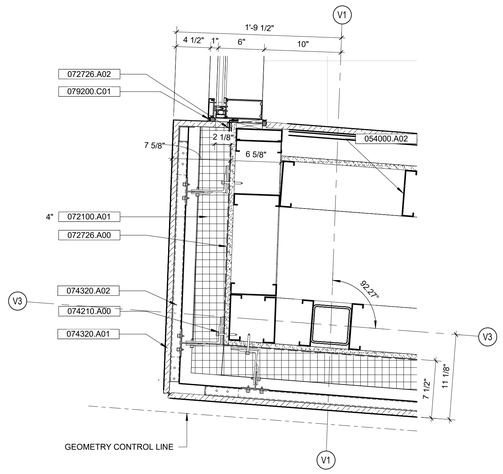

D4 A-356 **PLAN DETAIL**
1 1/2" = 1'-0"

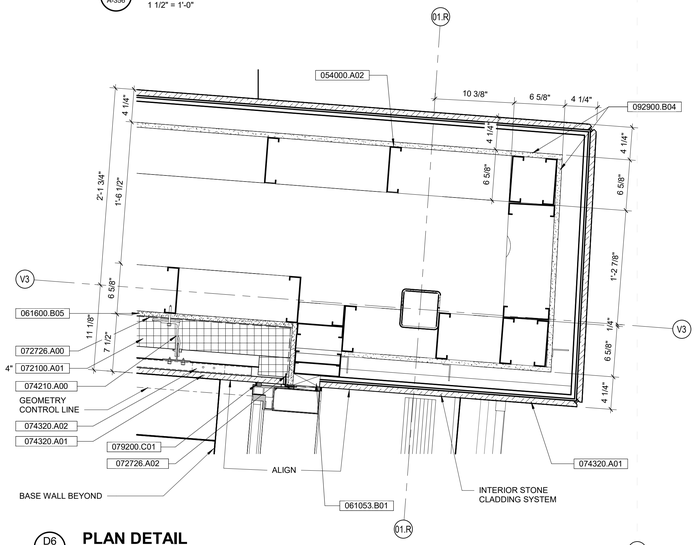

D6 A-356 **PLAN DETAIL**
1 1/2" = 1'-0"

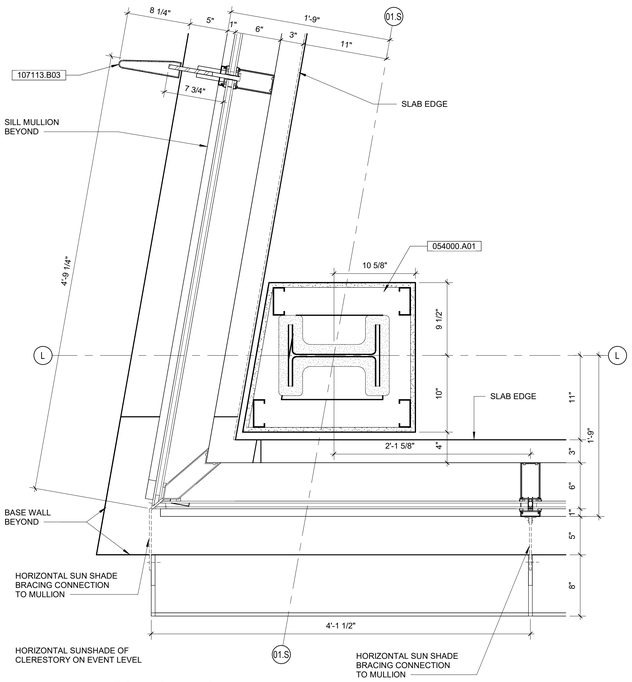

A1 A-356 **PLAN DETAIL**
1 1/2" = 1'-0"

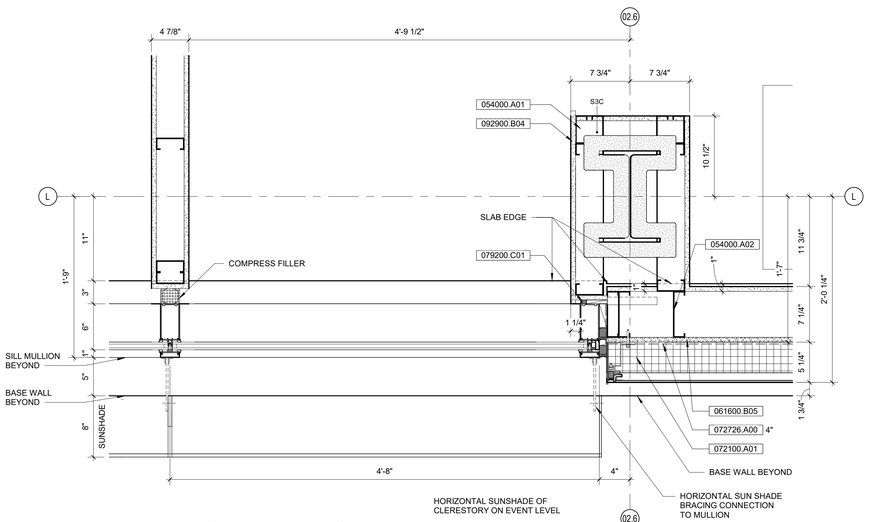

A4 A-356 **PLAN DETAIL**
1 1/2" = 1'-0"

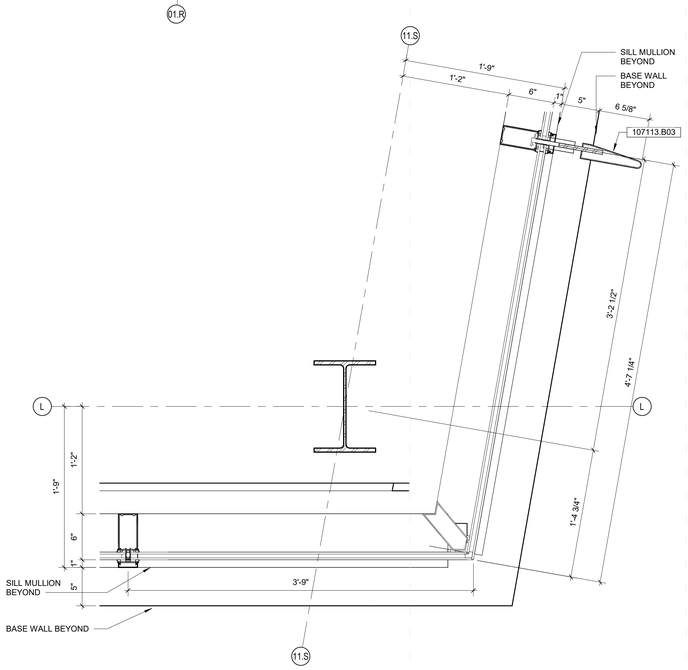

A7 A-356 **PLAN DETAIL**
1 1/2" = 1'-0"

2/2/2025 10:56:05 PM

IN128 - JAMES T. MORRIS ARENA

Ohio St & N Blackford St
Indianapolis, IN 46202

IU Project NO. 20240127

Owner
INDIANA UNIVERSITY BOARD OF TRUSTEES
2901 EAST DISCOVERY PARKWAY
BLOOMINGTON, IN 47408
812-855-1692

Architect
RATIO
101 SOUTH PENNSYLVANIA STREET
INDIANAPOLIS, IN 46204
317-633-4040

Structural Engineer
FINK ROBERTS AND PETRIE, INC.
3535 EAST 96TH STREET
SUITE 126
INDIANAPOLIS, IN 46240
317-872-8400

Mechanical / Electrical
INTROBA
8250 HAVERSTICK ROAD
SUITE 285
INDIANAPOLIS, IN 46240
800-404-7677

Plumbing Engineer
DLZ
138 N. DELAWARE ST
INDIANAPOLIS, IN 46204
317-633-4120

Acoustics / Technology Engineer
WJHW
7220 W. JEFFERSON AVE
SUITE 216
LAKEWOOD, CO 80235
972-934-3700

Civil Engineer
AMERICAN STRUCTUREPOINT, INC.
9025 RIVER ROAD
SUITE 200
INDIANAPOLIS, IN 46240
317-547-5580

Food Service Consultant
CINILITTLE
3405 NW 9TH AVENUE #1202
FORT LAUDERDALE, FL 33309
954-846-9600

Code Consultant
FORZA
2502 WEST MECHANIC ST, SUITE C
HARRISONVILLE, MO 64701
816-806-3729

SEAL | DATE 02/03/25

WILLIAM A. BROWNING, JR. REGISTERED No. AR00034154 STATE OF INDIANA ARCHITECT

SHEET ISSUE

1	CONSTRUCTION DOCUMENTS	01/13/25
2	ADDENDUM 01	01/27/25
3	ADDENDUM 02	02/03/25

RATIO

COPYRIGHT NOTICE: THIS ARCHITECTURAL AND ENGINEERING DRAWING IS GIVEN IN CONFIDENCE AND SHALL BE USED ONLY PURSUANT TO THE AGREEMENT WITH RATIO. NO OTHER USE, DISSEMINATION OR DUPLICATION MAY BE MADE WITHOUT PRIOR WRITTEN CONSENT OF RATIO. ALL COMMON LAW RIGHTS OF COPYRIGHT AND OTHERWISE ARE HEREBY SPECIFICALLY RESERVED.

PROJECT NO. 23112.000

SHEET TITLE
EXTERIOR DETAILS

SHEET NUMBER
A-356

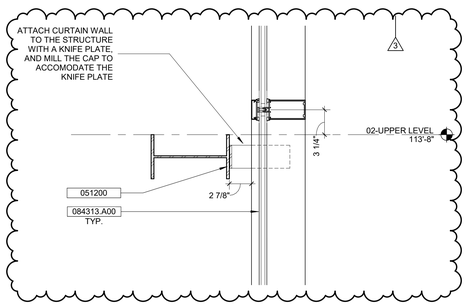

F1 A-357 **SECTION DETAIL**
1 1/2" = 1'-0"

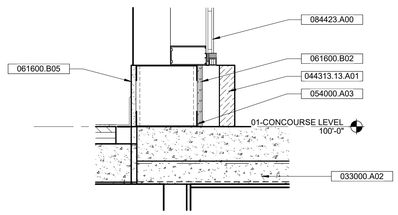

F3 A-357 **SECTION DETAIL**
1 1/2" = 1'-0"

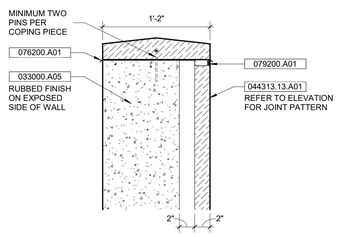

F4 A-357 **SECTION DETAIL**
1 1/2" = 1'-0"

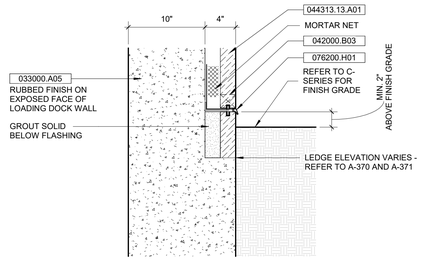

F6 A-357 **SECTION DETAIL**
1 1/2" = 1'-0"

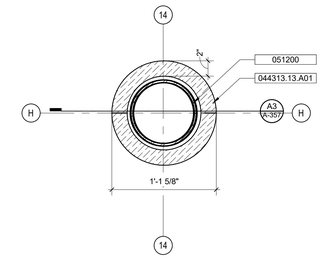

D1 A-357 **PLAN DETAIL**
1 1/2" = 1'-0"

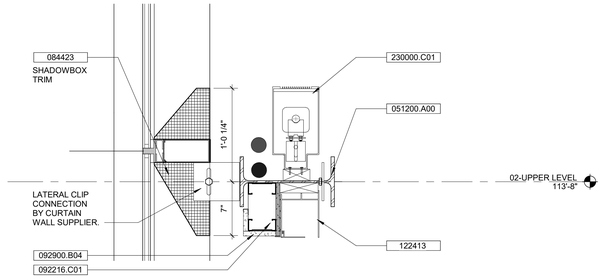

D3 A-357 **WS - WEST THRU CURTAINWALL - Callout 1**
1 1/2" = 1'-0"

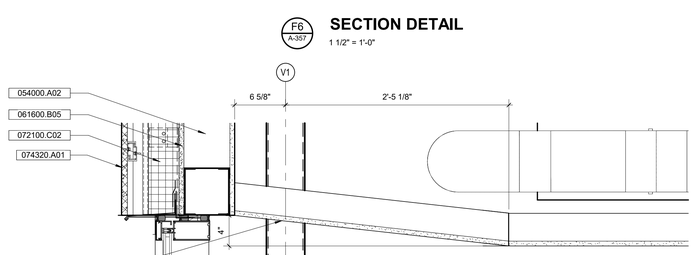

D5 A-357 **SECDTL - CEILING/HEAD DETAIL**
1 1/2" = 1'-0"

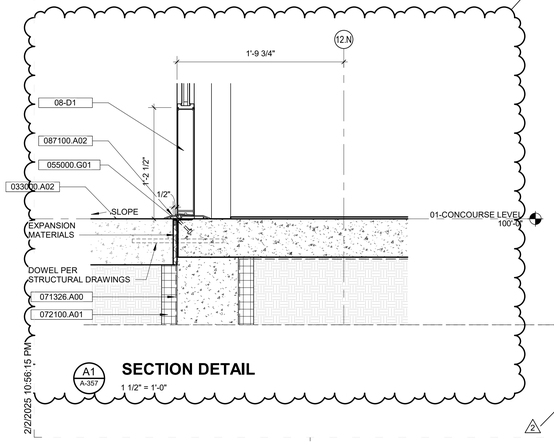

A1 A-357 **SECTION DETAIL**
1 1/2" = 1'-0"

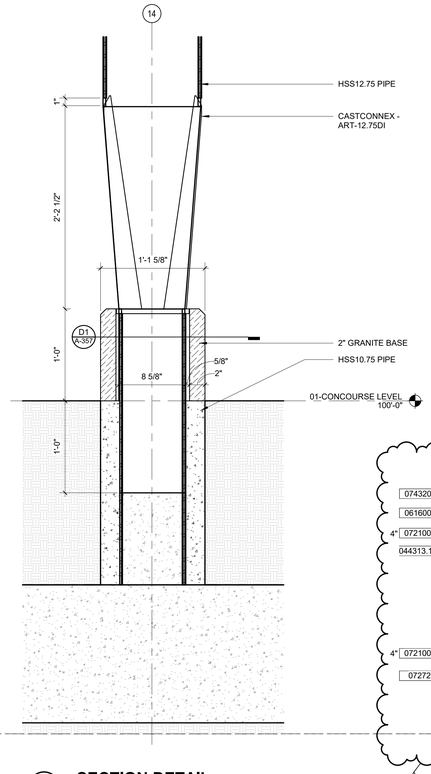

A3 A-357 **SECTION DETAIL**
1 1/2" = 1'-0"

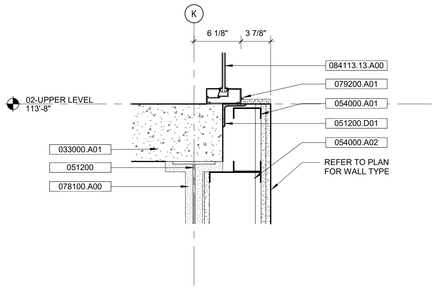

C4 A-357 **SECTION DETAIL**
1 1/2" = 1'-0"

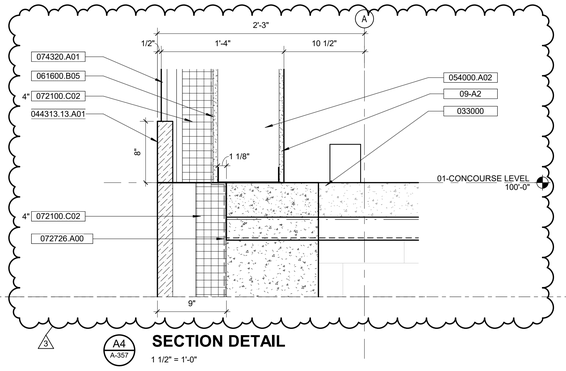

A4 A-357 **SECTION DETAIL**
1 1/2" = 1'-0"

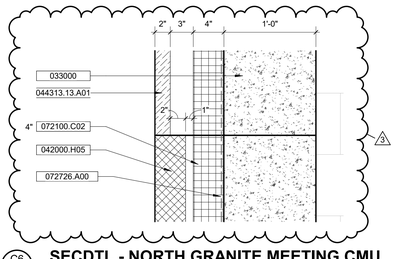

C6 A-357 **SECTION DETAIL - NORTH GRANITE MEETING CMU**
1 1/2" = 1'-0"

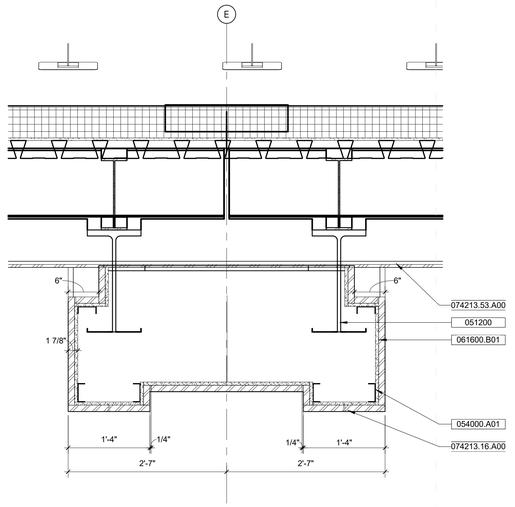

A6 A-357 **SECTION DETAIL**
1" = 1'-0"

KEYNOTES (SPEC BASED)

033000	CAST-IN-PLACE CONCRETE (VERIFY NUMBERING WITH CONSULTANT)
033000.A01	CAST-IN-PLACE CONCRETE, REFERENCE STRUCTURAL
033000.A02	CAST-IN-PLACE CONCRETE SLAB
033000.A05	CAST-IN-PLACE CONCRETE WALL
042000.B03	MASONRY VENEER, WEEP/VENT
042000.H05	CONCRETE MASONRY UNIT, 4"
044313.13.A01	ANCHORED STONE MASONRY VENEER - GRANITE
051200	STRUCTURAL STEEL FRAMING (VERIFY NUMBERING WITH CONSULTANTS, AS REQUIRED)
051200.A00	STRUCTURAL STEEL FRAMING
051200.D01	STRUCTURAL STEEL FRAMING, ANGLE
054000.A01	COLD-FORMED METAL FRAMING - 3 5/8"
054000.A02	COLD-FORMED METAL FRAMING - 6"
054000.A03	COLD-FORMED METAL FRAMING - 8"
055000.G01	SILL ANGLE
061600.B01	WALL SHEATHING
061600.B02	WALL SHEATHING, PLYWOOD, 5/8"
061600.B05	WALL SHEATHING, GLASS-MAT GYPSUM, 5/8"
071326.A00	SELF-ADHERING SHEET WATERPROOFING
072100.A01	EXTRUDED POLYSTYRENE BOARD INSULATION (RIGID)
072100.C02	MINERAL-WOOL BOARD
072726.A00	FLUID APPLIED MEMBRANE AIR BARRIER
074213.16.A00	METAL PLATE WALL PANELS
074213.53.A00	METAL SOFFIT PANELS
074320.A01	EXTERIOR COMPOSITE WALL PANELS - INDIANA LIMESTONE
076200.A01	SHEET METAL FLASHING AND TRIM
076200.H01	THROUGH-WALL FLASHING
078100.A00	APPLIED FIREPROOFING
079200.A01	SEALANT
084113.13.A00	FIRE-RATED ALUMINUM-FRAMED ENTANCES AND STOREFRONTS
084313.A00	ALUMINUM-FRAMED STOREFRONTS
084413.A00	GLAZED ALUMINUM CURTAIN WALLS
084423	STRUCTURAL-SEALANT-GLAZED CURTAIN WALLS
084423.A00	STRUCTURAL-SEALANT-GLAZED CURTAIN WALLS
087100.A02	DOOR HARDWARE - THRESHOLD
092216.C01	3 5/8" METAL STUD FRAMING, NON-STRUCTURAL
092900.B04	GYPSUM BOARD, 5/8"
230000.C01	SEE MECHANICAL DRAWINGS FOR REFERENCE

GLAZING SCHEDULE

GL-01	CLEAR INSULATING GLASS, LOW-E COATED - EXTERIOR APPLICATIONS
GL-02	CERAMIC COATED SPANDREL GLASS - EXTERIOR APPLICATIONS
GL-03	INSULATING, CERAMIC COATED VISION GLASS - EXTERIOR APPLICATIONS
GL-05	CLEAR INSULATING GLASS, LOW-E COATED, LAMINATED - EXTERIOR APPLICATIONS
GL-11	CLEAR TEMPERED GLASS - INTERIOR APPLICATIONS, WINDOWS AND DOORS
GL-12	DECORATIVE GLASS, FILM OVERLAY - INTERIOR APPLICATIONS
GL-13	CLEAR, LAMINATED - INTERIOR APPLICATIONS, FIRE RATED

IN128 - JAMES T. MORRIS ARENA

Ohio St & N Blackford St
Indianapolis, IN 46202

IU Project NO. 20240127

Owner
INDIANA UNIVERSITY BOARD OF TRUSTEES
2901 EAST DISCOVERY PARKWAY
BLOOMINGTON, IN 47408
812-855-1692

Architect
RATIO
101 SOUTH PENNSYLVANIA STREET
INDIANAPOLIS, IN 46204
317-633-4040

Structural Engineer
FINK ROBERTS AND PETRIE, INC.
3535 EAST 96TH STREET
SUITE 126
INDIANAPOLIS, IN 46240
317-872-8400

Mechanical / Electrical
INTROBA
8250 HAVERSTICK ROAD
SUITE 285
INDIANAPOLIS, IN 46240
800-404-7677

Plumbing Engineer
DLZ
138 N. DELAWARE ST
INDIANAPOLIS, IN 46204
317-633-4120

Acoustics / Technology Engineer
WJHW
7220 W. JEFFERSON AVE
SUITE 216
LAKEWOOD, CO 80235
972-934-3700

Civil Engineer
AMERICAN STRUCTUREPOINT, INC.
9025 RIVER ROAD
SUITE 200
INDIANAPOLIS, IN 46240
317-547-5580

Food Service Consultant
CINILITTLE
3405 NW 9TH AVENUE #1202
FORT LAUDERDALE, FL 33309
954-846-9600

Code Consultant
FORZA
2502 WEST MECHANIC ST, SUITE C
HARRISONVILLE, MO 64701
816-806-3729

SEAL | DATE 02/03/25

WILLIAM A. BROWNE, JR. REGISTERED No. AR00034154 STATE OF INDIANA ARCHITECT

SHEET ISSUE

1	CONSTRUCTION DOCUMENTS	01/13/25
2	ADDENDUM 01	01/27/25
3	ADDENDUM 02	02/03/25

RATIO

COPYRIGHT NOTICE: THIS ARCHITECTURAL AND ENGINEERING DRAWING IS GIVEN IN CONFIDENCE AND SHALL BE USED ONLY PURSUANT TO THE AGREEMENT WITH RATIO ARCHITECTS, INC. UNAUTHORIZED USE, DUPLICATION MAY BE MADE WITHOUT PRIOR WRITTEN CONSENT OF RATIO. ALL COMMON LAW RIGHTS OF COPYRIGHT AND OTHERWISE ARE HEREBY SPECIFICALLY RESERVED.

PROJECT NO. 23112.000

SHEET TITLE
EXTERIOR DETAILS

SHEET NUMBER
A-357

2/2/2025 10:56:15 PM

KEYNOTES (SPEC BASED)

061600.A00

033000.A05	CAST-IN-PLACE CONCRETE WALL
044313.13.A01	ANCHORED STONE MASONRY VENEER - GRANITE
051200.C01	STRUCTURAL STEEL FRAMING, BEAM
054000.A02	COLD-FORMED METAL FRAMING - 6"
061053.B01	WOOD BLOCKING
061053.F05	MISCELLANEOUS ROUGH CARPENTRY, PLYWOOD, 3/4"
061600.B05	WALL SHEATHING, GLASS-MAT GYPSUM, 5/8"
072100.C02	MINERAL-WOOL BOARD
072726.A00	FLUID APPLIED MEMBRANE AIR BARRIER
074213.16.A00	METAL PLATE WALL PANELS
076200.A01	SHEET METAL FLASHING AND TRIM
076200.C01	HANGING GUTTER
076200.D02	COUNTERFLASHING
084413.A00	GLAZED ALUMINUM CURTAIN WALLS
092216.C01	3 5/8" METAL STUD FRAMING, NON-STRUCTURAL
092900.B04	GYPSUM BOARD, 5/8"
099600.A01	HIGH PERFORMANCE COATING

KEYNOTES (ACTION/GENERAL)

00-A1

08-F1	GLAZING PER ELEVATION

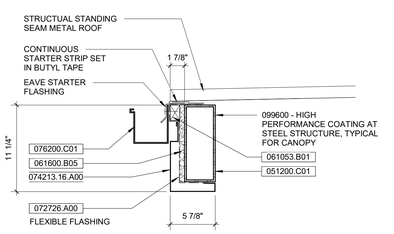

A1 / A-358 **SECTION DETAIL**

1 1/2" = 1'-0"

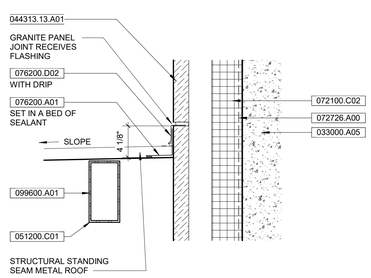

A3 / A-358 **SECTION DETAIL**

1 1/2" = 1'-0"

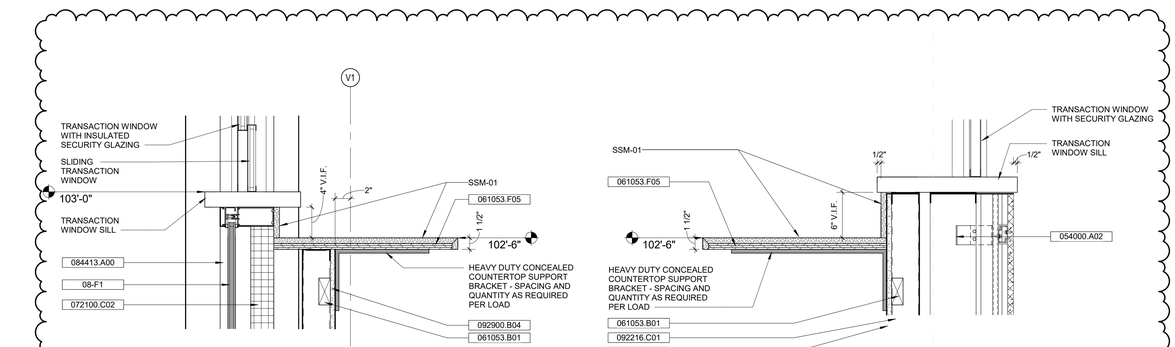

A4 / A-358 **SECTION DETAIL - TICKET WINDOW**

1 1/2" = 1'-0"

A7 / A-358 **INTERIOR DETAIL**

1 1/2" = 1'-0"

2

IN128 - JAMES T. MORRIS ARENA

Ohio St & N Blackford St
Indianapolis, IN 46202

IU Project NO. 20240127

Owner
INDIANA UNIVERSITY BOARD OF TRUSTEES
2901 EAST DISCOVERY PARKWAY
BLOOMINGTON, IN 47408
812-855-1692

Architect
RATIO
101 SOUTH PENNSYLVANIA STREET
INDIANAPOLIS, IN 46204
317-633-4040

Structural Engineer
FINK ROBERTS AND PETRIE, INC.
3535 EAST 96TH STREET
SUITE 126
INDIANAPOLIS, IN 46240
317-872-8400

Mechanical / Electrical
INTROBA
8250 HAVERSTICK ROAD
SUITE 285
INDIANAPOLIS, IN 46240
800-404-7677

Plumbing Engineer
DLZ
138 N. DELAWARE ST
INDIANAPOLIS, IN 46204
317-633-4120

Acoustics / Technology Engineer
WJHW
7220 W. JEFFERSON AVE
SUITE 216
LAKEWOOD, CO 80235
972-934-3700

Civil Engineer
AMERICAN STRUCTUREPOINT, INC.
9025 RIVER ROAD
SUITE 200
INDIANAPOLIS, IN 46240
317-547-5580

Food Service Consultant
CINILITTLE
3405 NW 9TH AVENUE #1202
FORT LAUDERDALE, FL 33309
954-846-9600

Code Consultant
FORZA
2502 WEST MECHANIC ST, SUITE C
HARRISONVILLE, MO 64701
816-806-3729

SEAL | DATE 02/03/25

WILLIAM A. BROWNE, JR. PRESTSYERGO No. AR00034154 STATE OF INDIANA ARCHITECT

SHEET ISSUE

1	CONSTRUCTION DOCUMENTS	01/13/25
2	ADDENDUM 02	02/03/25

COPYRIGHT NOTICE: THIS ARCHITECTURAL AND ENGINEERING DRAWING IS GIVEN IN CONFIDENCE AND SHALL BE USED ONLY PURSUANT TO THE AGREEMENT WITH RATIO. NO OTHER USE, DISSEMINATION OR DUPLICATION MAY BE MADE WITHOUT PRIOR WRITTEN CONSENT OF RATIO. ALL COMMON LAW RIGHTS OF COPYRIGHT AND OTHERWISE ARE HEREBY SPECIFICALLY RESERVED.

PROJECT NO. 23112.000

SHEET TITLE
EXTERIOR DETAILS

SHEET NUMBER
A-358

2/2/2025 10:56:19 PM

GENERAL EXT. GRANITE LEDGE NOTES

- GENERAL CONTRACTOR TO ORGANIZE A PRE-CONSTRUCTION MEETING BETWEEN ARCHITECTURE, STRUCTURAL, CIVIL, AND APPROPRIATE SUBCONTRACTORS BEFORE FINALIZING DESIGN FOR GRANITE LEDGES
- REFER TO C-SERIES FOR FINAL EXTERIOR GRADING

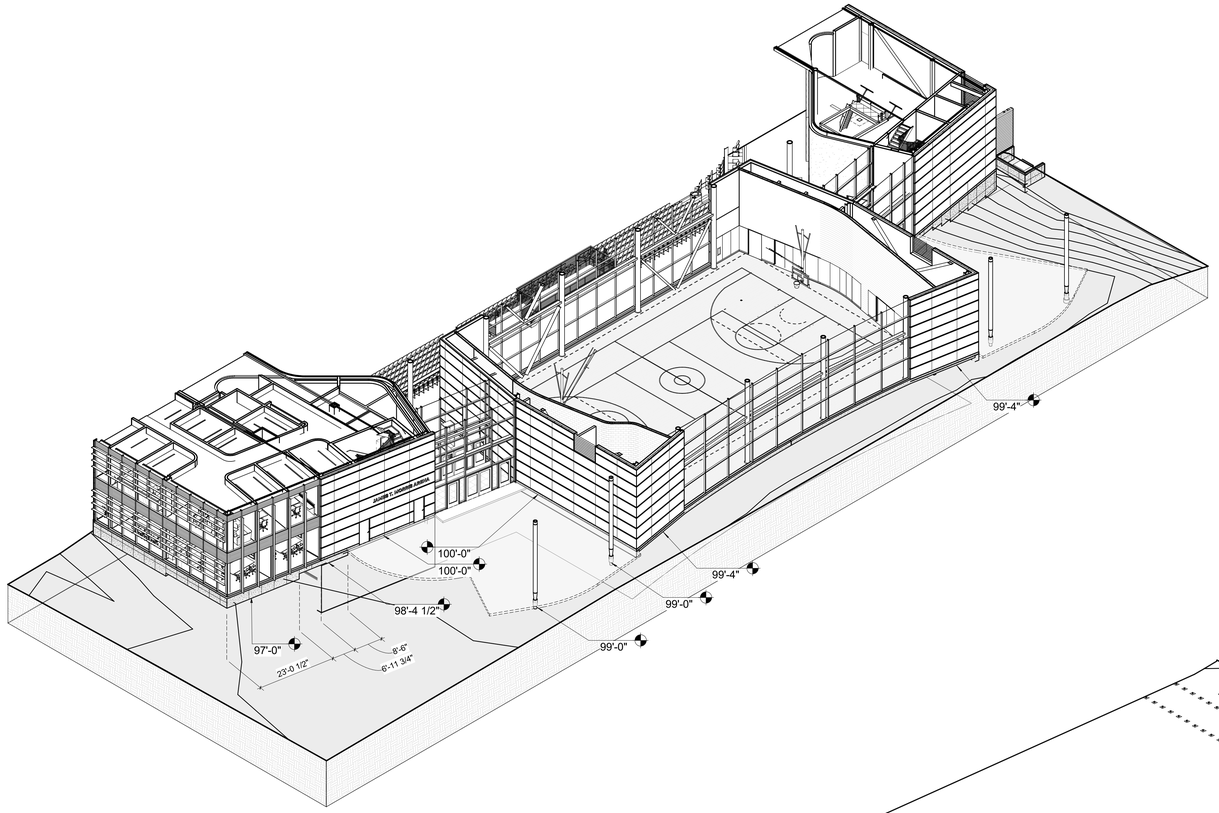

D1 / A-370 **GRANITE LEDGE DIAGRAM - SOUTHEAST**

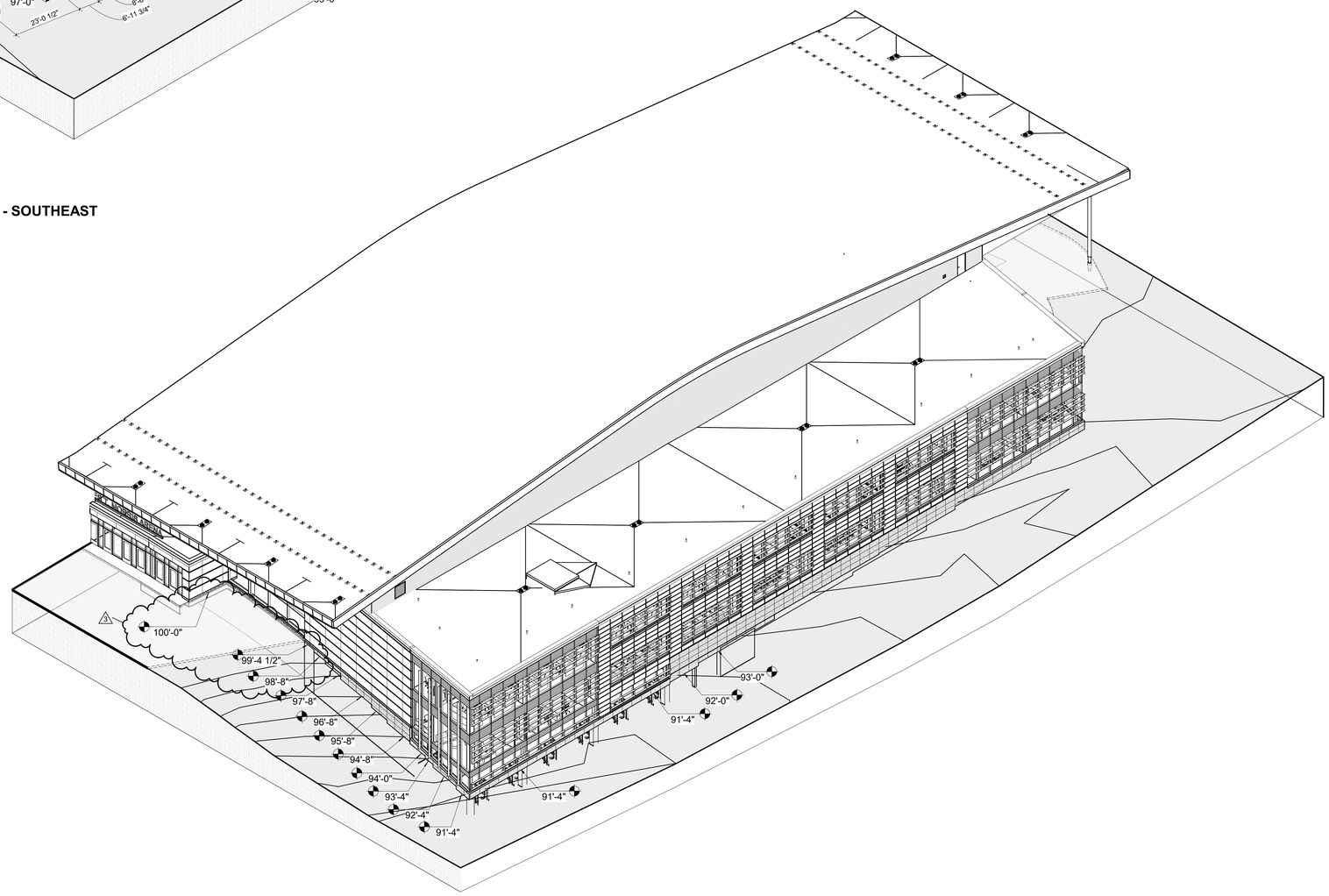

A1 / A-370 **GRANITE LEDGE DIAGRAM - SOUTHWEST**

2/2/2025 10:56:31 PM

IN128 - JAMES T. MORRIS ARENA

Ohio St & N Blackford St
Indianapolis, IN 46202

IU Project NO. 20240127

Owner
INDIANA UNIVERSITY BOARD OF TRUSTEES
2901 EAST DISCOVERY PARKWAY
BLOOMINGTON, IN 47408
812-855-1692

Architect
RATIO
101 SOUTH PENNSYLVANIA STREET
INDIANAPOLIS, IN 46204
317-633-4040

Structural Engineer
FINK ROBERTS AND PETRIE, INC.
3535 EAST 96TH STREET
SUITE 126
INDIANAPOLIS, IN 46240
317-872-8400

Mechanical / Electrical
INTROBA
8250 HAVERSTICK ROAD
SUITE 285
INDIANAPOLIS, IN 46240
800-404-7677

Plumbing Engineer
DLZ
138 N. DELAWARE ST
INDIANAPOLIS, IN 46204
317-633-4120

Acoustics / Technology Engineer
WJHW
7220 W. JEFFERSON AVE
SUITE 216
LAKEWOOD, CO 80235
972-934-3700

Civil Engineer
AMERICAN STRUCTUREPOINT, INC.
9025 RIVER ROAD
SUITE 200
INDIANAPOLIS, IN 46240
317-547-5580

Food Service Consultant
CINILITTLE
3405 NW 9TH AVENUE #1202
FORT LAUDERDALE, FL 33309
954-846-9600

Code Consultant
FORZA
2502 WEST MECHANIC ST, SUITE C
HARRISONVILLE, MO 64701
816-806-3729

SEAL | DATE 02/03/25

WILLIAM A. BROWNE, JR. REGISTERED No. AR00034154 STATE OF INDIANA ARCHITECT

SHEET ISSUE

1	CONSTRUCTION DOCUMENTS	01/13/25
2	ADDENDUM 01	01/27/25
3	ADDENDUM 02	02/03/25

RATIO

COPYRIGHT NOTICE: THIS ARCHITECTURAL AND ENGINEERING DRAWING IS GIVEN IN CONFIDENCE AND SHALL BE USED ONLY PURSUANT TO THE AGREEMENT WITH RATIO. NO OTHER USE, DISSEMINATION OR DUPLICATION MAY BE MADE WITHOUT PRIOR WRITTEN CONSENT OF RATIO. ALL COMMON LAW RIGHTS OF COPYRIGHT AND OTHERWISE ARE HEREBY SPECIFICALLY RESERVED.

PROJECT NO. 23112.000

SHEET TITLE
EXTERIOR 3D DIAGRAMS

SHEET NUMBER
A-370

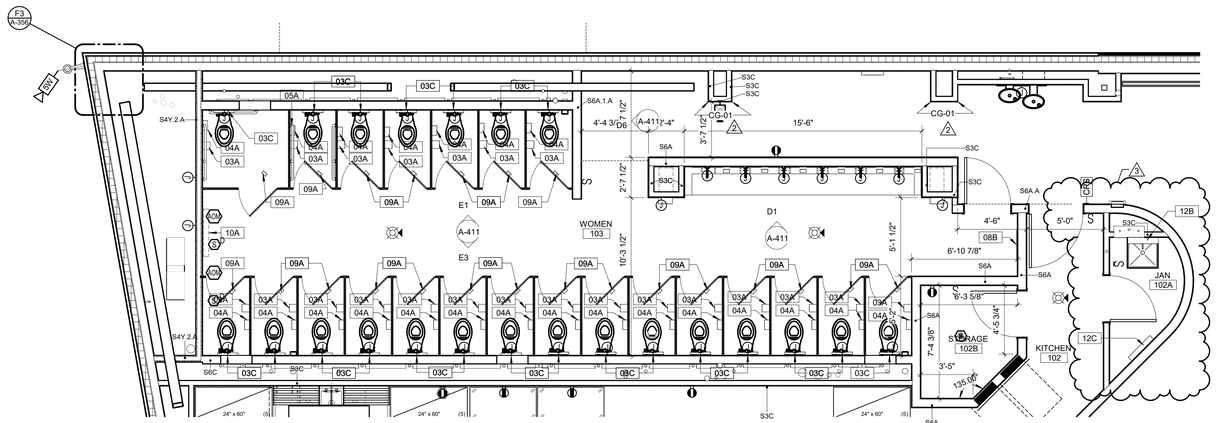

F1 / A-411 **ENLARGED PLAN - WOMENS RR NW**

1/4" = 1'-0"

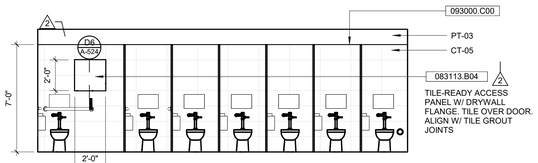

E1 / A-411 **C.F. - WOMEN RR NORTH**

1/4" = 1'-0"

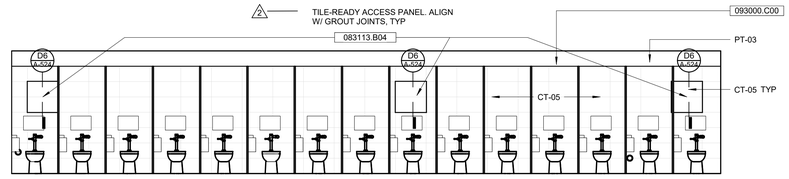

E3 / A-411 **C.F. - WOMENS RR NW SOUTH**

1/4" = 1'-0"

GENERAL TOILET ROOM NOTES

A. REFERENCE STANDARD PLUMBING FIXTURE REQUIREMENTS AND STANDARD TOILET TOOM ACCESSORY MOUNTING HEIGHTS ON A-001 FOR ADDITIONAL INFORMATION UNLESS OTHERWISE NOTED.
B. REFERENCE STANDARD TOILET COMPARTMENTS - TYPICAL ACCESSORIES ON A-002 FOR TOILET ROOM ACCESSORIES LOCATED IN STALLS.

KEYNOTES (SPEC BASED)

061600.A00

083113.B04	ACCESS DOORS AND FRAMES - FLUSH ACCESS DOOR WITH CONCEALED FLANGE
093000.C00	METAL EDGE STRIP

KEYNOTES (ACTION/GENERAL)

00-A1

TOILET ROOM ACCESSORIES

05A

REFER TO SHEET A-002 FOR TOILET COMPARTMENT TYPES AND...

TAG	DESCRIPTION	MFR	MODEL NO.
01A	PAPER TOWEL DISPENSER/WASTE RECEPTACLE, RECESSED, INCLUDE LINER	BOBRICK	B-43944
01B	PAPER TOWEL DISPENSER/WASTE RECEPTACLE, SURFACE MOUNTED, INCLUDE LINER	BOBRICK	B-43949
01C	PAPER TOWEL DISPENSER, RECESSED	BOBRICK	B-318
01D	OWNER PROVIDED - ELECTRIC PAPER TOWEL DISPENSER, SURFACE MOUNTED	SCOTT PRO	34348
02A	WASTE RECEPTACLE, RECESSED, INCLUDE LINER	BOBRICK	B-43644
02B	WASTE RECEPTACLE, SURFACE MOUNTED, INCLUDE LINER	BOBRICK	B-277
03A	TOILET TISSUE HOLDER, 2 STANDARD ROLL	BOBRICK	B-2888
03C	OWNER PROVIDED - SEAT COVER DISPENSER, SURFACE MOUNTED	BOBRICK	B-221
04A	OWNER PROVIDED - SANITARY NAPKIN DISPOSAL, SURFACE MOUNTED	BOBRICK	B-270
05A	OWNER PROVIDED - GRAB BAR, 42"	BOBRICK	B-5806 x 42
05B	OWNER PROVIDED - GRAB BAR, 36"	BOBRICK	B-5806 x 36
05C	OWNER PROVIDED - GRAB BAR, 24"	BOBRICK	B-5806 x 24
05D	OWNER PROVIDED - GRAB BAR, 18"	BOBRICK	B-5806 x 18
05E	OWNER PROVIDED - GRAB BAR, 12"	BOBRICK	B-5806 x 12
05F	OWNER PROVIDED - GRAB BAR, 12"	BOBRICK	B-5806 x 30
06A	SOAP DISPENSER, COUNTERTOP MOUNTED	BOBRICK	B-8221
06B	SOAP DISPENSER, WALL MOUNTED	BOBRICK	B-2111
07A	OWNER PROVIDED - WARM-AIR HAND DRYER, STAINLESS STEEL	BOBRICK	B-7128
08A	MIRROR, ABOVE COUNTERTOP	BOBRICK	B-290 2436
08B	MIRROR, ABOVE COUNTERTOP	BOBRICK	B-290 2472
08C	MIRROR, CUSTOM	PER SPECIFICATIONS	N/A
09A	CLOTHES HOOK	BOBRICK	B-7672
10A	CHANGING STATION, RECESSED	KOALA KARE	KB-110-SSRE KB-110-SSWM KB-110-SSWM
11A	SHARPS DISPOSAL, RECESSED	BOBRICK	B-35016
11B	SHARPS DISPOSAL, SURFACE MOUNTED	BOBRICK	B-350169
12A	JANITOR'S CLOSET SHELF, 18" W	BOBRICK	B-295x18
12B	JANITOR'S CLOSET SHELF, 24" W	BOBRICK	B-295x24
12C	MOP AND BROOM HOLDER	BOBRICK	B-223x24
13A	FOLDING SHOWER SEAT	BOBRICK	B-5181
17A.3	SHOWER CURTAIN ROD, CONTRACTOR TO PROVIDE SPEC FOR RUSTFREE SHOWER HOOKS	BOBRICK	B-207 x 36
18A	42"W x 72"H SHOWER CURTAIN	BOBRICK	204-2

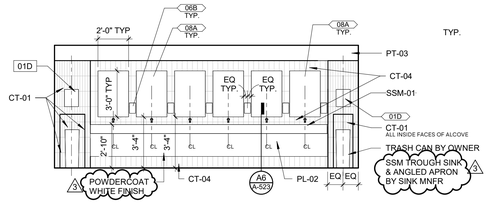

D1 / A-411 **C.F. - WOMENS RR NW NORTH LAVATORY**

1/4" = 1'-0"

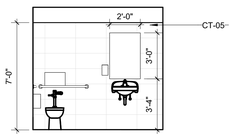

D5 / A-411 **C.F. - FAMILY RR NE SOUTH**

1/4" = 1'-0"

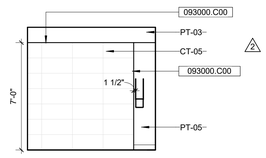

D6 / A-411 **WOMEN 103 WEST**

1/4" = 1'-0"

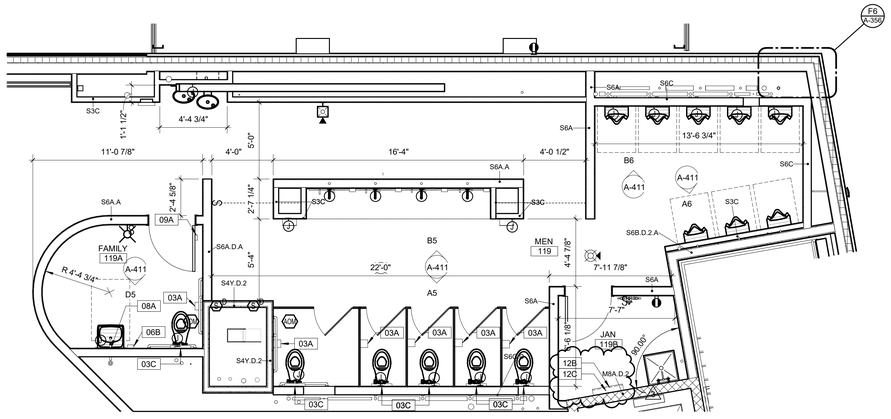

A1 / A-411 **ENLARGED PLAN - MENS RR NE**

1/4" = 1'-0"

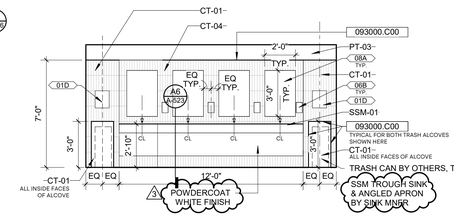

B5 / A-411 **C.F. - MEN RR NE NORTH LAVATORY**

1/4" = 1'-0"

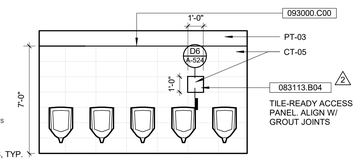

B6 / A-411 **C.F. - MENS RR NE NORTHEAST**

1/4" = 1'-0"

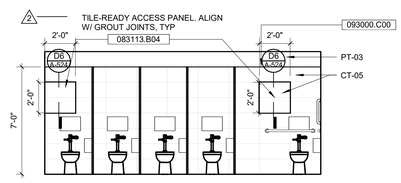

A5 / A-411 **C.F. - MENS RR NE SOUTH**

1/4" = 1'-0"

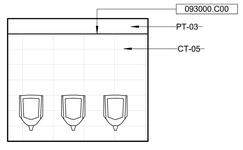

A6 / A-411 **C.F. - MENS RR NE SOUTHEAST**

1/4" = 1'-0"

IN128 - JAMES T. MORRIS ARENA

Ohio St & N Blackford St
Indianapolis, IN 46202

IU Project NO. 20240127

Owner
INDIANA UNIVERSITY BOARD OF TRUSTEES
2901 EAST DISCOVERY PARKWAY
BLOOMINGTON, IN 47408
812-855-1692

Architect
RATIO
101 SOUTH PENNSYLVANIA STREET
INDIANAPOLIS, IN 46204
317-633-4040

Structural Engineer
FINK ROBERTS AND PETRIE, INC.
3535 EAST 96TH STREET
SUITE 126
INDIANAPOLIS, IN 46240
317-872-8400

Mechanical / Electrical
INTROBA
8250 HAVERSTICK ROAD
SUITE 285
INDIANAPOLIS, IN 46240
800-404-7677

Plumbing Engineer
DLZ
138 N. DELAWARE ST
INDIANAPOLIS, IN 46204
317-633-4120

Acoustics / Technology Engineer
WJHW
7220 W. JEFFERSON AVE
SUITE 216
LAKEWOOD, CO 80235
972-934-3700

Civil Engineer
AMERICAN STRUCTUREPOINT, INC.
9025 RIVER ROAD
SUITE 200
INDIANAPOLIS, IN 46240
317-547-5580

Food Service Consultant
CINILITTLE
3405 NW 9TH AVENUE #1202
FORT LAUDERDALE, FL 33309
954-846-9600

Code Consultant
FORZA
2502 WEST MECHANIC ST, SUITE C
HARRISONVILLE, MO 64701
816-806-3729

SEAL | DATE 02/03/25

WILLIAM A. BROWNING, JR. REGISTERED No. AR00034154 STATE OF INDIANA ARCHITECT

SHEET ISSUE

1	CONSTRUCTION DOCUMENTS	01/13/25
2	ADDENDUM 01	01/27/25
3	ADDENDUM 02	02/03/25

RATIO

COPYRIGHT NOTICE: THIS ARCHITECTURAL AND ENGINEERING DRAWING IS GIVEN IN CONFIDENCE AND SHALL BE USED ONLY PURSUANT TO THE AGREEMENT WITH RATIO. NO OTHER USE, DISSEMINATION OR DUPLICATION MAY BE MADE WITHOUT PRIOR WRITTEN CONSENT OF RATIO. ALL COMMON LAW RIGHTS OF COPYRIGHT AND OTHERWISE ARE HEREBY SPECIFICALLY RESERVED.

PROJECT NO. 23112.000

SHEET TITLE
ENLARGED RESTROOM PLANS

SHEET NUMBER
A-411

2/2/2025 10:56:41 PM

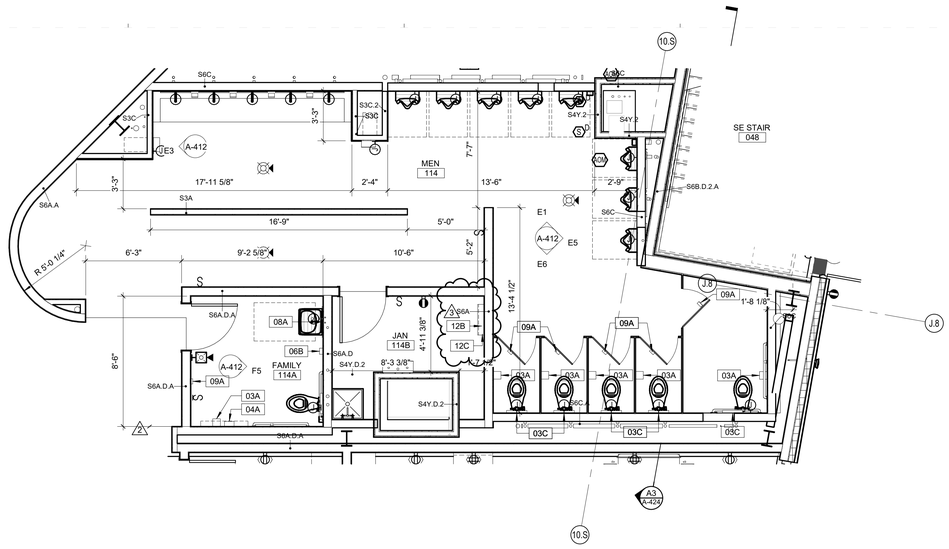

ENLARGED PLAN - MENS RR SE

F1 A-412 — 1/4" = 1'-0"

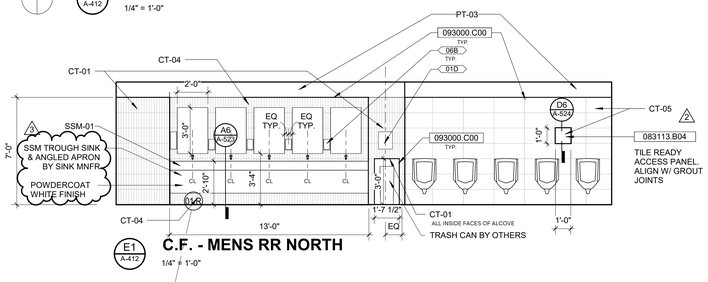

E1 A-412 — **C.F. - MENS RR NORTH**
1/4" = 1'-0"

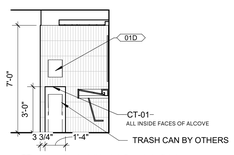

E3 A-412 — **CF MENS EAST**
1/4" = 1'-0"

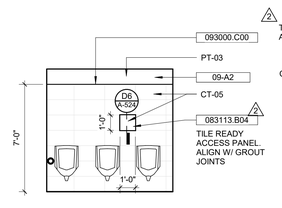

E5 A-412 — **C.F. - MENS RR SE EAST**
1/4" = 1'-0"

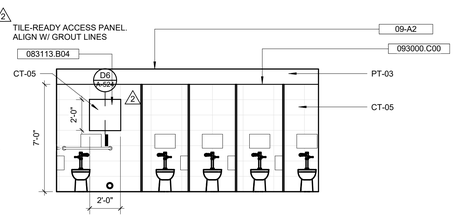

E6 A-412 — **C.F. - MENS RR SE SOUTH**
1/4" = 1'-0"

ENLARGED PLAN - WOMENS RR SW

C1 A-412 — 1/4" = 1'-0"

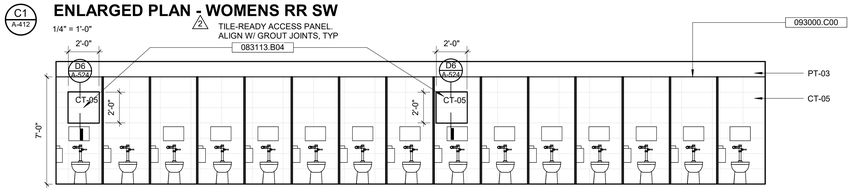

A1 A-412 — **C.F. - WOMENS RR SW SOUTH**
1/4" = 1'-0"

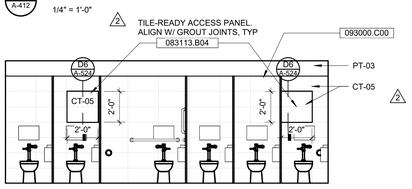

B1 A-412 — **C.F. - WOMENS RR SW NORTH**
1/4" = 1'-0"

B4 A-412 — **C.F. - WOMENS RR SW SOUTH LAVATORY**
1/4" = 1'-0"

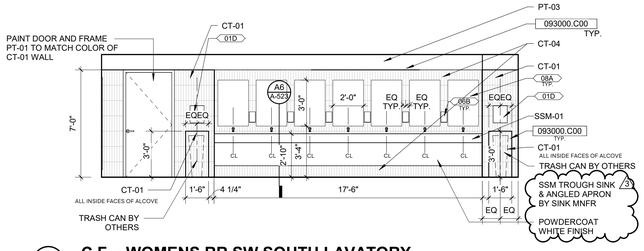

GENERAL TOILET ROOM NOTES

A. REFERENCE STANDARD PLUMBING FIXTURE REQUIREMENTS AND STANDARD TOILET TOOM ACCESSORY MOUNTING HEIGHTS ON A-001 FOR ADDITIONAL INFORMATION UNLESS OTHERWISE NOTED.
B. REFERENCE STANDARD TOILET COMPARTMENTS - TYPICAL ACCESSORIES ON A-002 FOR TOILET ROOM ACCESSORIES LOCATED IN STALLS.

KEYNOTES (SPEC BASED)

061600.A00

083113.B04	ACCESS DOORS AND FRAMES - FLUSH ACCESS DOOR WITH CONCEALED FLANGE
093000.C00	METAL EDGE STRIP

KEYNOTES (ACTION/GENERAL)

00-A1

09-A2	WALL FINISH, REFER TO FINISH PLAN FOR TYPE

TOILET ROOM ACCESSORIES

05A

REFER TO SHEET A-002 FOR TOILET COMPARTMENT TYPES AND...

TAG	DESCRIPTION	MFR	MODEL NO.
01A	PAPER TOWEL DISPENSER/WASTE RECEPTACLE, RECESSED, INCLUDE LINER	BOBRICK	B-43944
01B	PAPER TOWEL DISPENSER/WASTE RECEPTACLE, SURFACE MOUNTED, INCLUDE LINER	BOBRICK	B-43949
01C	PAPER TOWEL DISPENSER, RECESSED	BOBRICK	B-318
01D	OWNER PROVIDED - ELECTRIC PAPER TOWEL DISPENSER, SURFACE MOUNTED	SCOTT PRO	34348
02A	WASTE RECEPTACLE, RECESSED, INCLUDE LINER	BOBRICK	B-43944
02B	WASTE RECEPTACLE, SURFACE MOUNTED, INCLUDE LINER	BOBRICK	B-277
03A	TOILET TISSUE HOLDER, 2 STANDARD ROLL	BOBRICK	B-2888
03C	OWNER PROVIDED - SEAT COVER DISPENSER, SURFACE MOUNTED	BOBRICK	B-221
04A	OWNER PROVIDED - SANITARY NAPKIN DISPOSAL, SURFACE MOUNTED	BOBRICK	B-270
05A	OWNER PROVIDED - GRAB BAR, 42"	BOBRICK	B-5806 x 42
05B	OWNER PROVIDED - GRAB BAR, 36"	BOBRICK	B-5806 x 36
05C	OWNER PROVIDED - GRAB BAR, 24"	BOBRICK	B-5806 x 24
05D	OWNER PROVIDED - GRAB BAR, 18"	BOBRICK	B-5806 x 18
05E	OWNER PROVIDED - GRAB BAR, 12"	BOBRICK	B-5806 x 12
05F	OWNER PROVIDED - GRAB BAR, 12"	BOBRICK	B-5806 x 30
06A	SOAP DISPENSER, COUNTERTOP MOUNTED	BOBRICK	B-8221
06B	SOAP DISPENSER, WALL MOUNTED	BOBRICK	B-2111
07A	OWNER PROVIDED - WARM-AIR HAND DRYER, STAINLESS STEEL	BOBRICK	B-7128
08A	MIRROR, ABOVE COUNTERTOP	BOBRICK	B-290 2436
08B	MIRROR, ABOVE COUNTERTOP	BOBRICK	B-290 2472
08C	MIRROR, CUSTOM	PER SPECIFICATIONS	N/A
09A	CLOTHES HOOK	BOBRICK	B-7672
10A	CHANGING STATION, RECESSED	KOALA KARE	KB-110-SSRE KB-110-SSWM KB-110-SSWM
11A	SHARPS DISPOSAL, RECESSED	BOBRICK	B-35016
11B	SHARPS DISPOSAL, SURFACE MOUNTED	BOBRICK	B-350169
12A	JANITOR'S CLOSET SHELF, 18" W	BOBRICK	B-295x18
12B	JANITOR'S CLOSET SHELF, 24" W	BOBRICK	B-295x24
12C	MOP AND BROOM HOLDER	BOBRICK	B-223x24
13A	FOLDING SHOWER SEAT	BOBRICK	B-5181
17A.3	SHOWER CURTAIN ROD, CONTRACTOR TO PROVIDE SPEC FOR RUSTFREE SHOWER HOOKS	BOBRICK	B-207 x 36
18A	42"W x 72"H SHOWER CURTAIN	BOBRICK	204-2

IN128 - JAMES T. MORRIS ARENA

Ohio St & N Blackford St
Indianapolis, IN 46202

IU Project NO. 20240127

Owner
INDIANA UNIVERSITY BOARD OF TRUSTEES
2901 EAST DISCOVERY PARKWAY
BLOOMINGTON, IN 47408
812-855-1692

Architect
RATIO
101 SOUTH PENNSYLVANIA STREET
INDIANAPOLIS, IN 46204
317-633-4040

Structural Engineer
FINK ROBERTS AND PETRIE, INC.
3535 EAST 96TH STREET
SUITE 126
INDIANAPOLIS, IN 46240
317-872-8400

Mechanical / Electrical
INTROBA
8250 HAVERSTICK ROAD
SUITE 285
INDIANAPOLIS, IN 46240
800-404-7677

Plumbing Engineer
DLZ
138 N. DELAWARE ST
INDIANAPOLIS, IN 46204
317-633-4120

Acoustics / Technology Engineer
WJHW
7220 W. JEFFERSON AVE
SUITE 216
LAKEWOOD, CO 80235
972-934-3700

Civil Engineer
AMERICAN STRUCTUREPOINT, INC.
9025 RIVER ROAD
SUITE 200
INDIANAPOLIS, IN 46240
317-547-5580

Food Service Consultant
CINILITTLE
3405 NW 9TH AVENUE #1202
FORT LAUDERDALE, FL 33309
954-846-9600

Code Consultant
FORZA
2502 WEST MECHANIC ST, SUITE C
HARRISONVILLE, MO 64701
816-806-3729

SEAL | DATE 02/03/25

WILLIAM A. BROWNE, JR. REGISTERED No. AR00034154 STATE OF INDIANA ARCHITECT

SHEET ISSUE

1	CONSTRUCTION DOCUMENTS	01/13/25
2	ADDENDUM 01	01/27/25
3	ADDENDUM 02	02/03/25

RATIO

COPYRIGHT NOTICE: THIS ARCHITECTURAL AND ENGINEERING DRAWING IS GIVEN IN CONFIDENCE AND SHALL BE USED ONLY PURSUANT TO THE AGREEMENT WITH RATIO. NO OTHER USE, DISSEMINATION OR DUPLICATION MAY BE MADE WITHOUT PRIOR WRITTEN CONSENT OF RATIO. ALL COMMON LAW RIGHTS OF COPYRIGHT AND OTHERWISE ARE HEREBY SPECIFICALLY RESERVED.

PROJECT NO. 23112.000

SHEET TITLE
ENLARGED RESTROOM PLANS

SHEET NUMBER
A-412

2/2/2025 10:56:50 PM

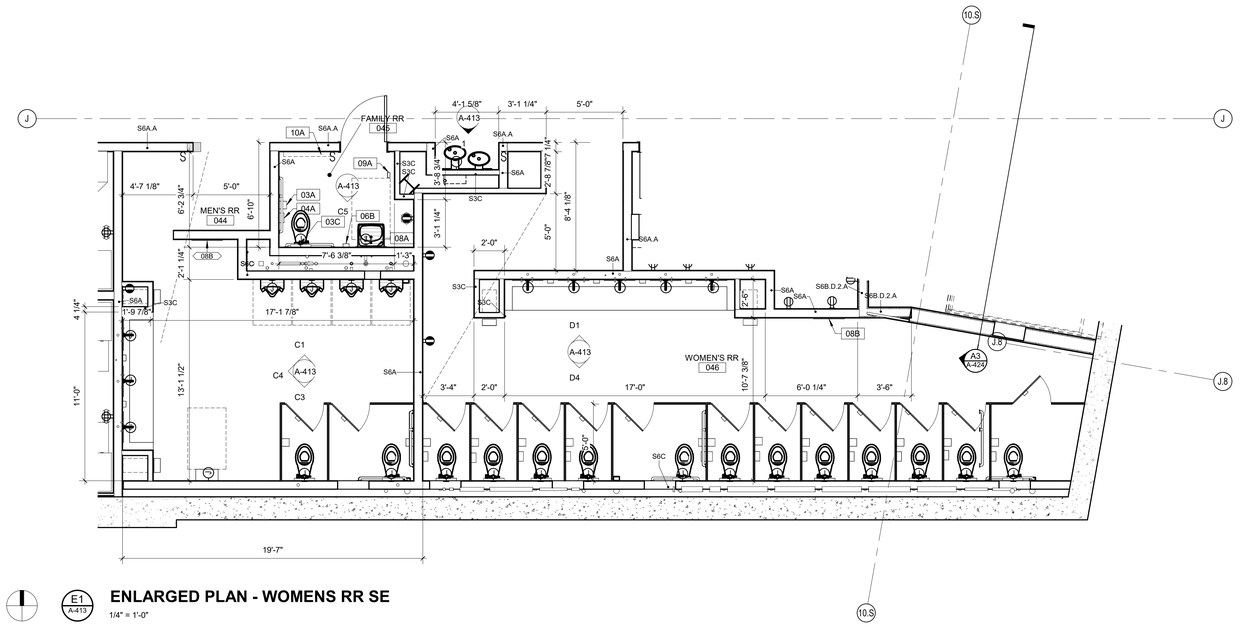

ENLARGED PLAN - WOMENS RR SE

E1 / A-413 — 1/4" = 1'-0"

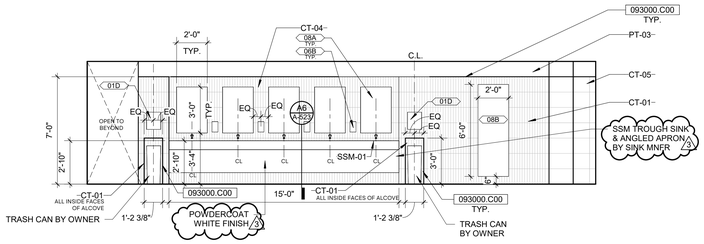

E.F. WOMENS RR NORTH

D1 / A-413 — 1/4" = 1'-0"

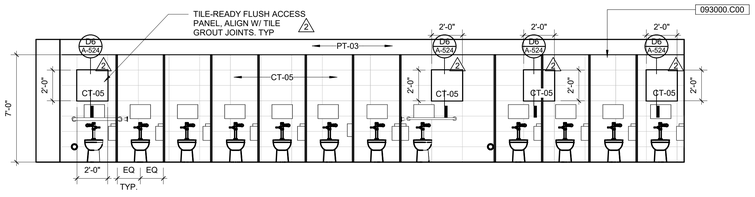

E.F. WOMENS RR SOUTH

D4 / A-413 — 1/4" = 1'-0"

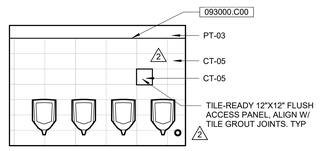

E.F. MENS RR NORTH

C1 / A-413 — 1/4" = 1'-0"

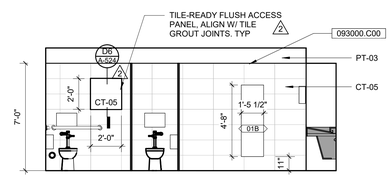

E.F. MENS RR SOUTH

C3 / A-413 — 1/4" = 1'-0"

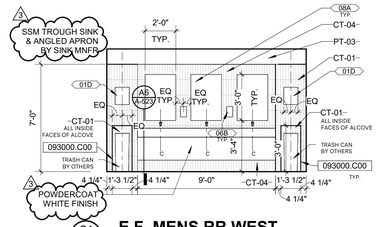

E.F. MENS RR WEST

C4 / A-413 — 1/4" = 1'-0"

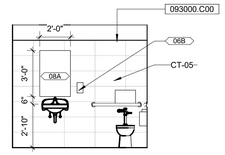

E.F. - FAMILY RR SOUTH

C5 / A-413 — 1/4" = 1'-0"

GENERAL TOILET ROOM NOTES

A. REFERENCE STANDARD PLUMBING FIXTURE REQUIREMENTS AND STANDARD TOILET TOOM ACCESSORY MOUNTING HEIGHTS ON A-001 FOR ADDITIONAL INFORMATION UNLESS OTHERWISE NOTED.
B. REFERENCE STANDARD TOILET COMPARTMENTS - TYPICAL ACCESSORIES ON A-002 FOR TOILET ROOM ACCESSORIES LOCATED IN STALLS.

KEYNOTES (SPEC BASED)

061600.A00

093000.C00	METAL EDGE STRIP
220000.A00	PLUMBING EQUIPMENT/FIXTURE REFERENCE PLUMBING DRAWINGS

KEYNOTES (ACTION/GENERAL)

00-A1

08-G1	FRAMELESS MIRROR, CONCEALED ATTACHMENT

TOILET ROOM ACCESSORIES

05A

REFER TO SHEET A-002 FOR TOILET COMPARTMENT TYPES AND...

TAG	DESCRIPTION	MFR	MODEL NO.
01A	PAPER TOWEL DISPENSER/WASTE RECEPTACLE, RECESSED, INCLUDE LINER	BOBRICK	B-43944
01B	PAPER TOWEL DISPENSER/WASTE RECEPTACLE, SURFACE MOUNTED, INCLUDE LINER	BOBRICK	B-43949
01C	PAPER TOWEL DISPENSER, RECESSED	BOBRICK	B-318
01D	OWNER PROVIDED - ELECTRIC PAPER TOWEL DISPENSER, SURFACE MOUNTED	SCOTT PRO	34348
02A	WASTE RECEPTACLE, RECESSED, INCLUDE LINER	BOBRICK	B-43644
02B	WASTE RECEPTACLE, SURFACE MOUNTED, INCLUDE LINER	BOBRICK	B-277
03A	TOILET TISSUE HOLDER, 2 STANDARD ROLL	BOBRICK	B-2888
03C	OWNER PROVIDED - SEAT COVER DISPENSER, SURFACE MOUNTED	BOBRICK	B-221
04A	OWNER PROVIDED - SANITARY NAPKIN DISPOSAL, SURFACE MOUNTED	BOBRICK	B-270
05A	OWNER PROVIDED - GRAB BAR, 42"	BOBRICK	B-5806 x 42
05B	OWNER PROVIDED - GRAB BAR, 36"	BOBRICK	B-5806 x 36
05C	OWNER PROVIDED - GRAB BAR, 24"	BOBRICK	B-5806 x 24
05D	OWNER PROVIDED - GRAB BAR, 18"	BOBRICK	B-5806 x 18
05E	OWNER PROVIDED - GRAB BAR, 12"	BOBRICK	B-5806 x 12
05F	OWNER PROVIDED - GRAB BAR, 12"	BOBRICK	B-5806 x 30
06A	SOAP DISPENSER, COUNTERTOP MOUNTED	BOBRICK	B-8221
06B	SOAP DISPENSER, WALL MOUNTED	BOBRICK	B-2111
07A	OWNER PROVIDED - WARM-AIR HAND DRYER, STAINLESS STEEL	BOBRICK	B-7128
08A	MIRROR, ABOVE COUNTERTOP	BOBRICK	B-290 2436
08B	MIRROR, ABOVE COUNTERTOP	BOBRICK	B-290 2472
08C	MIRROR, CUSTOM	PER SPECIFICATIONS	N/A
09A	CLOTHES HOOK	BOBRICK	B-7672
10A	CHANGING STATION, RECESSED	KOALA KARE	KB-110-SSRE KB-110-SSWM KB-110-SSWM
11A	SHARPS DISPOSAL, RECESSED	BOBRICK	B-35016
11B	SHARPS DISPOSAL, SURFACE MOUNTED	BOBRICK	B-350169
12A	JANITOR'S CLOSET SHELF, 18" W	BOBRICK	B-295x18
12B	JANITOR'S CLOSET SHELF, 24" W	BOBRICK	B-295x24
12C	MOP AND BROOM HOLDER	BOBRICK	B-223x24
13A	FOLDING SHOWER SEAT	BOBRICK	B-5181
17A.3	SHOWER CURTAIN ROD, CONTRACTOR TO PROVIDE SPEC FOR RUSTFREE SHOWER HOOKS	BOBRICK	B-207 x 36
18A	42"W x 72"H SHOWER CURTAIN	BOBRICK	204-2

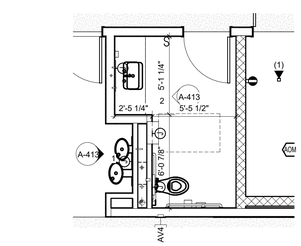

ENPL - TRAINING RR

A1 / A-413 — 1/4" = 1'-0"

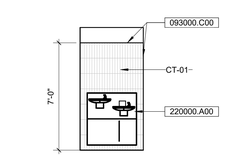

WATER FOUNTAIN

1 / A-413 — 1/4" = 1'-0"

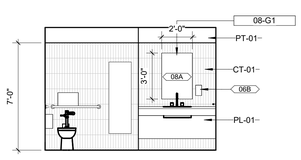

TRAINING RR VANITY

2 / A-413 — 1/4" = 1'-0"

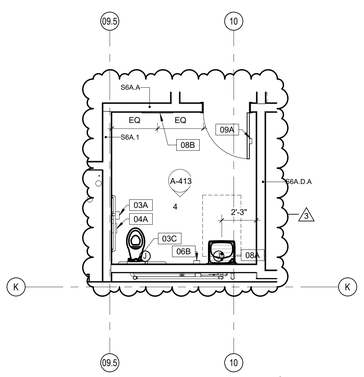

ENPL - UF RESTROOM 205

3 / A-413 — 1/4" = 1'-0"

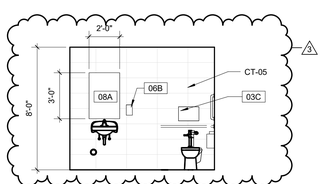

INTELEV - RESTROOM 205

4 / A-413 — 1/4" = 1'-0"

IN128 - JAMES T. MORRIS ARENA

Ohio St & N Blackford St
Indianapolis, IN 46202

IU Project NO. 20240127

Owner
INDIANA UNIVERSITY BOARD OF TRUSTEES
2901 EAST DISCOVERY PARKWAY
BLOOMINGTON, IN 47408
812-855-1692

Architect
RATIO
101 SOUTH PENNSYLVANIA STREET
INDIANAPOLIS, IN 46204
317-633-4040

Structural Engineer
FINK ROBERTS AND PETRIE, INC.
3535 EAST 96TH STREET
SUITE 126
INDIANAPOLIS, IN 46240
317-872-8400

Mechanical / Electrical
INTROBA
8250 HAVERSTICK ROAD
SUITE 285
INDIANAPOLIS, IN 46240
800-404-7677

Plumbing Engineer
DLZ
138 N. DELAWARE ST
INDIANAPOLIS, IN 46204
317-633-4120

Acoustics / Technology Engineer
WJHW
7220 W. JEFFERSON AVE
SUITE 216
LAKEWOOD, CO 80235
972-934-3700

Civil Engineer
AMERICAN STRUCTUREPOINT, INC.
9025 RIVER ROAD
SUITE 200
INDIANAPOLIS, IN 46240
317-547-5580

Food Service Consultant
CINILITTLE
3405 NW 9TH AVENUE #1202
FORT LAUDERDALE, FL 33309
954-846-9600

Code Consultant
FORZA
2502 WEST MECHANIC ST, SUITE C
HARRISONVILLE, MO 64701
816-806-3729

SEAL | DATE 02/03/25

WILLIAM A. BROWNE, JR. REGISTERED No. AR00034154 STATE OF INDIANA ARCHITECT

SHEET ISSUE

1	CONSTRUCTION DOCUMENTS	01/13/25
2	ADDENDUM 01	01/27/25
3	ADDENDUM 02	02/03/25

RATIO

COPYRIGHT NOTICE: THIS ARCHITECTURAL AND ENGINEERING DRAWING IS GIVEN IN CONFIDENCE AND SHALL BE USED ONLY PURSUANT TO THE AGREEMENT WITH RATIO. NO OTHER USE, DISSEMINATION OR DUPLICATION MAY BE MADE WITHOUT PRIOR WRITTEN CONSENT OF RATIO. ALL COMMON LAW RIGHTS OF COPYRIGHT AND OTHERWISE ARE HEREBY SPECIFICALLY RESERVED.

PROJECT NO. 23112.000

SHEET TITLE
ENLARGED RESTROOM PLANS

SHEET NUMBER
A-413

2/2/2025 10:57:00 PM

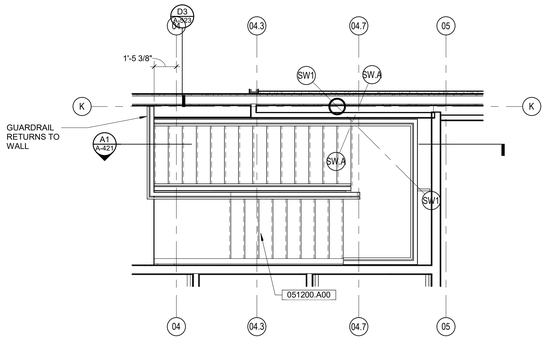

E3 A-421 **ENLARGED STAIR PLAN - UPPER LEVEL**

1/4" = 1'-0"

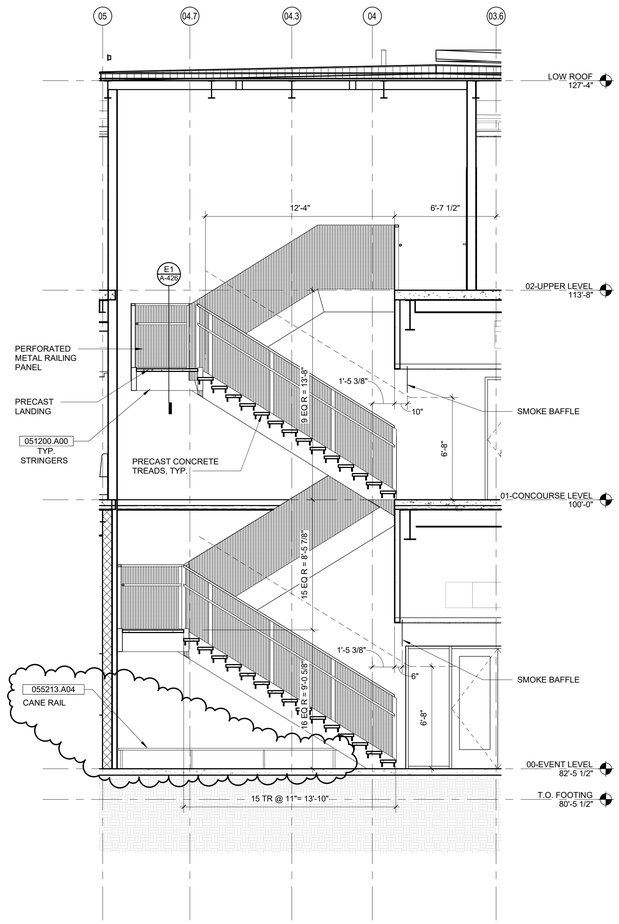

A1 A-421 **STAIR SECTION - SW STAIR**

1/4" = 1'-0"

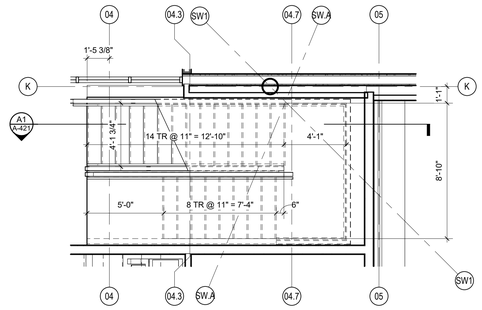

C3 A-421 **ENLARGED STAIR PLAN - CONCOURSE LEVEL**

1/4" = 1'-0"

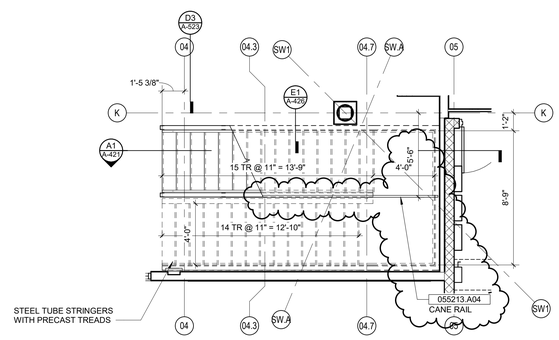

A3 A-421 **ENLARGED STAIR PLAN - EVENT LEVEL**

1/4" = 1'-0"

KEYNOTES (SPEC BASED)

061600.A00

051200.A00	STRUCTURAL STEEL FRAMING
055213.A04	STAINLESS STEEL TUBE RAILING

KEYNOTES (ACTION/GENERAL)

00-A1

IN128 - JAMES T. MORRIS ARENA

Ohio St & N Blackford St
Indianapolis, IN 46202

IU Project NO. 20240127

Owner
INDIANA UNIVERSITY BOARD OF TRUSTEES
2901 EAST DISCOVERY PARKWAY
BLOOMINGTON, IN 47408
812-855-1692

Architect
RATIO
101 SOUTH PENNSYLVANIA STREET
INDIANAPOLIS, IN 46204
317-633-4040

Structural Engineer
FINK ROBERTS AND PETRIE, INC.
3535 EAST 96TH STREET
SUITE 126
INDIANAPOLIS, IN 46240
317-872-8400

Mechanical / Electrical
INTROBA
8250 HAVERSTICK ROAD
SUITE 285
INDIANAPOLIS, IN 46240
800-404-7677

Plumbing Engineer
DLZ
138 N. DELAWARE ST
INDIANAPOLIS, IN 46204
317-633-4120

Acoustics / Technology Engineer
WJHW
7220 W. JEFFERSON AVE
SUITE 216
LAKEWOOD, CO 80235
972-934-3700

Civil Engineer
AMERICAN STRUCTUREPOINT, INC.
9025 RIVER ROAD
SUITE 200
INDIANAPOLIS, IN 46240
317-547-5580

Food Service Consultant
CINILITTLE
3405 NW 9TH AVENUE #1202
FORT LAUDERDALE, FL 33309
954-846-9600

Code Consultant
FORZA
2502 WEST MECHANIC ST, SUITE C
HARRISONVILLE, MO 64701
816-806-3729

SEAL | DATE 02/03/25

WILLIAM A. BROWNE JR. REGISTERED No. AR00034154 STATE OF INDIANA ARCHITECT

SHEET ISSUE

1	CONSTRUCTION DOCUMENTS	01/13/25
2	ADDENDUM 02	02/03/25

RATIO

COPYRIGHT NOTICE: THIS ARCHITECTURAL AND ENGINEERING DRAWING IS GIVEN IN CONFIDENCE AND SHALL BE USED ONLY FOR THE PURPOSES STATED BY RATIO. NO OTHER USE, DISSEMINATION OR DUPLICATION MAY BE MADE WITHOUT PRIOR WRITTEN CONSENT OF RATIO. ALL COMMON LAW RIGHTS OF COPYRIGHT AND OTHERWISE ARE HEREBY SPECIFICALLY RESERVED.

PROJECT NO. 23112.000

SHEET TITLE
STAIR AND ELEVATOR PLANS AND SECTIONS

SHEET NUMBER
A-421

2/3/2025 11:09:58 AM

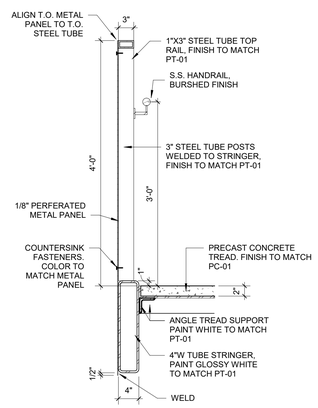

PERFERATED METAL PANELS, TOP RAILS, & POSTS FABRICATED BY METAL MANUFACTURER AMICO OR APPROVED ALTERNATE

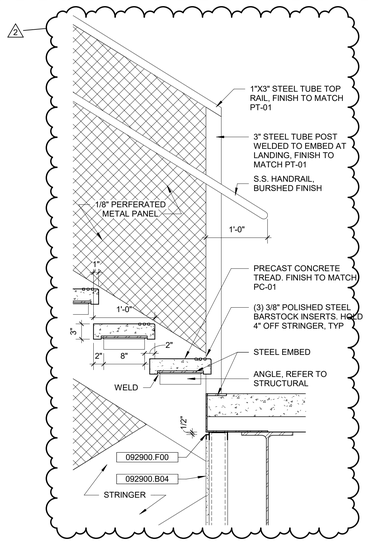

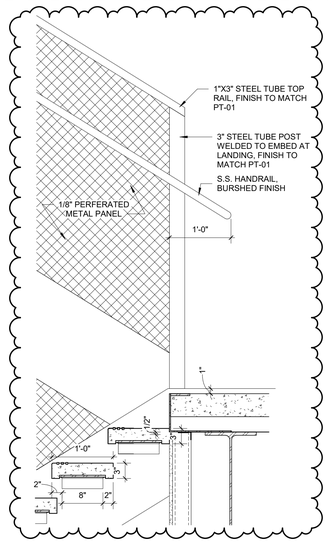

E1 A-426

PERF METAL RAILING @ LANDING

1" = 1'-0"

KEYNOTES (SPEC BASED)

061600.A00

051200.D01	STRUCTURAL STEEL FRAMING, ANGLE
092900.B04	GYPSUM BOARD, 5/8"
092900.F00	GYPSUM BOARD, TRIM ACCESSORIES

KEYNOTES (ACTION/GENERAL)

00-A1

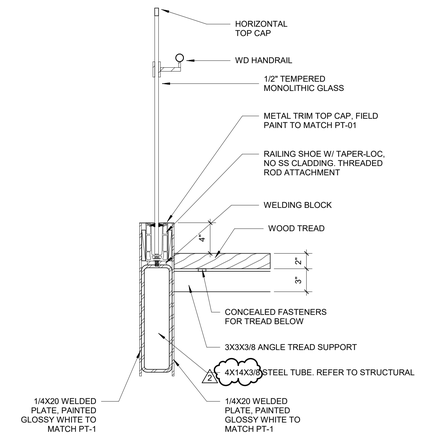

STRINGER SECTION THROUGH TYP TREAD

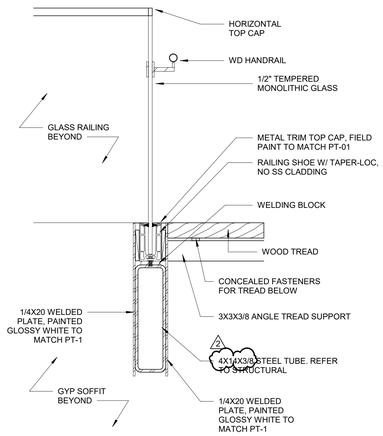

STRINGER SECTION THROUGH TOP TREAD AT 2ND FLOOR LANDING

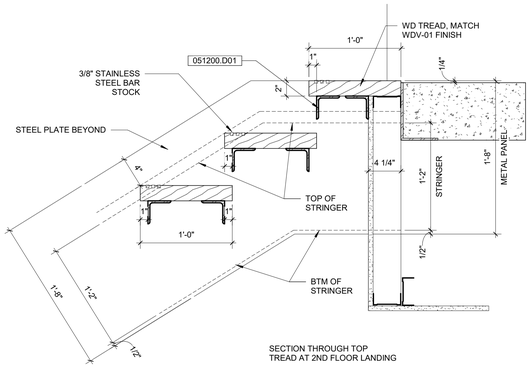

SECTION THROUGH TOP TREAD AT 2ND FLOOR LANDING

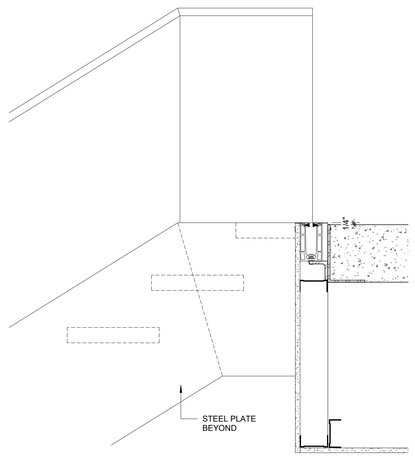

SECTION THROUGH RAILING SIDE VIEW OF 2ND FLOOR LANDING

C1 A-426

STAIRDTL - WD TREAD OPEN RISER

1 1/2" = 1'-0"

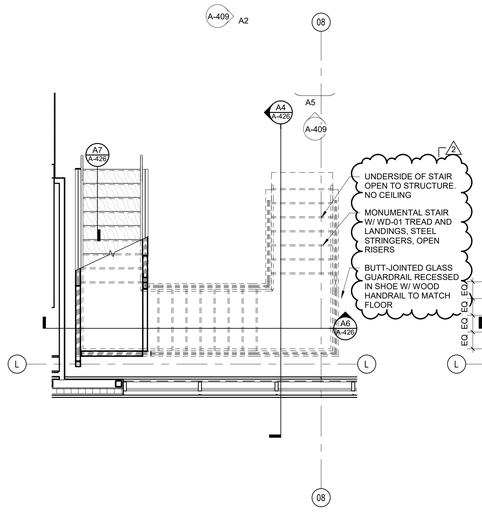

A1 A-426

VCIRC - SOUTH STAIR CONC

1/4" = 1'-0"

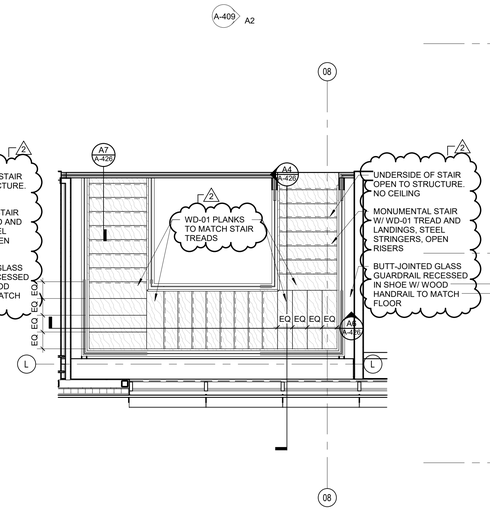

A3 A-426

VCIRC - SOUTH STAIR UPPER

1/4" = 1'-0"

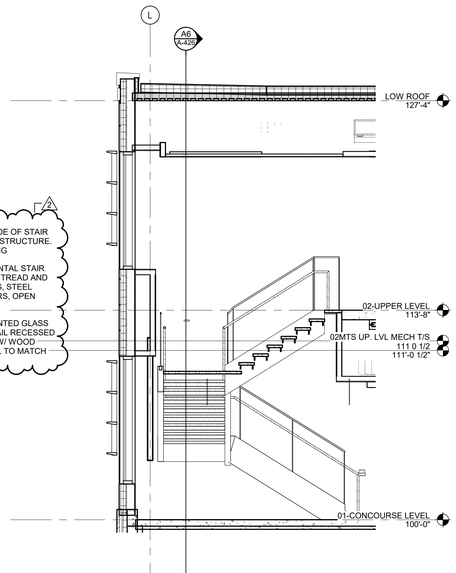

A4 A-426

VCIRC - SOUTH STAIR

1/4" = 1'-0"

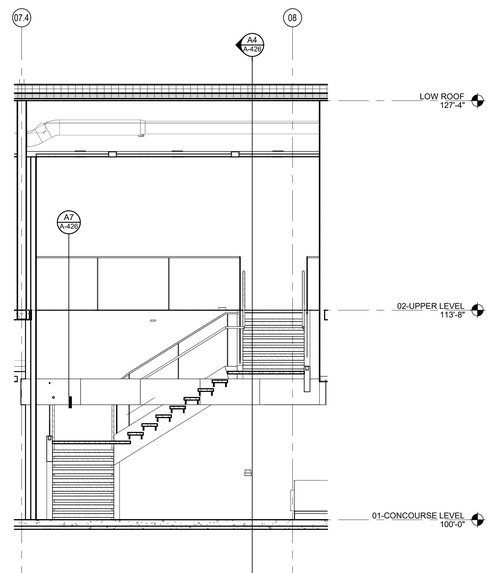

A6 A-426

VCIRC - SOUTH STAIR 1

1/4" = 1'-0"

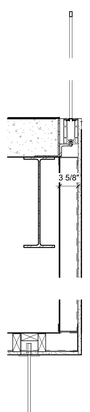

A7 A-426

RAILING - STAIR OPENING - T&F

1" = 1'-0"

IN128 - JAMES T. MORRIS ARENA

Ohio St & N Blackford St
Indianapolis, IN 46202

IU Project NO. 20240127

Owner
INDIANA UNIVERSITY BOARD OF TRUSTEES
2901 EAST DISCOVERY PARKWAY
BLOOMINGTON, IN 47408
812-855-1692

Architect
RATIO
101 SOUTH PENNSYLVANIA STREET
INDIANAPOLIS, IN 46204
317-633-4040

Structural Engineer
FINK ROBERTS AND PETRIE, INC.
3535 EAST 96TH STREET
SUITE 126
INDIANAPOLIS, IN 46240
317-872-8400

Mechanical / Electrical
INTROBA
8250 HAVERSTICK ROAD
SUITE 285
INDIANAPOLIS, IN 46240
800-404-7677

Plumbing Engineer
DLZ
138 N. DELAWARE ST
INDIANAPOLIS, IN 46204
317-633-4120

Acoustics / Technology Engineer
WJHW
7220 W. JEFFERSON AVE
SUITE 216
LAKEWOOD, CO 80235
972-934-3700

Civil Engineer
AMERICAN STRUCTUREPOINT, INC.
9025 RIVER ROAD
SUITE 200
INDIANAPOLIS, IN 46240
317-547-5580

Food Service Consultant
CINILITTLE
3405 NW 9TH AVENUE #1202
FORT LAUDERDALE, FL 33309
954-846-9600

Code Consultant
FORZA
2502 WEST MECHANIC ST, SUITE C
HARRISONVILLE, MO 64701
816-806-3729

SEAL | DATE 02/03/25

WILLIAM A. BROWNE, JR. REGISTERED No. AR00034154 STATE OF INDIANA ARCHITECT

SHEET ISSUE

1	CONSTRUCTION DOCUMENTS	01/13/25
2	ADDENDUM 02	02/03/25

RATIO

COPYRIGHT NOTICE: THIS ARCHITECTURAL AND ENGINEERING DRAWING IS GIVEN IN CONFIDENCE AND SHALL BE USED ONLY PURSUANT TO THE AGREEMENT WITH RATIO. NO OTHER USE, DISSEMINATION OR DUPLICATION MAY BE MADE WITHOUT PRIOR WRITTEN CONSENT OF RATIO. ALL COMMON LAW RIGHTS OF COPYRIGHT AND OTHERWISE ARE HEREBY SPECIFICALLY RESERVED.

PROJECT NO. 23112.000

SHEET TITLE
MONUMENTAL STAIR SECTIONS & DETAILS

SHEET NUMBER
A-426

2/2/2025 10:57:06 PM

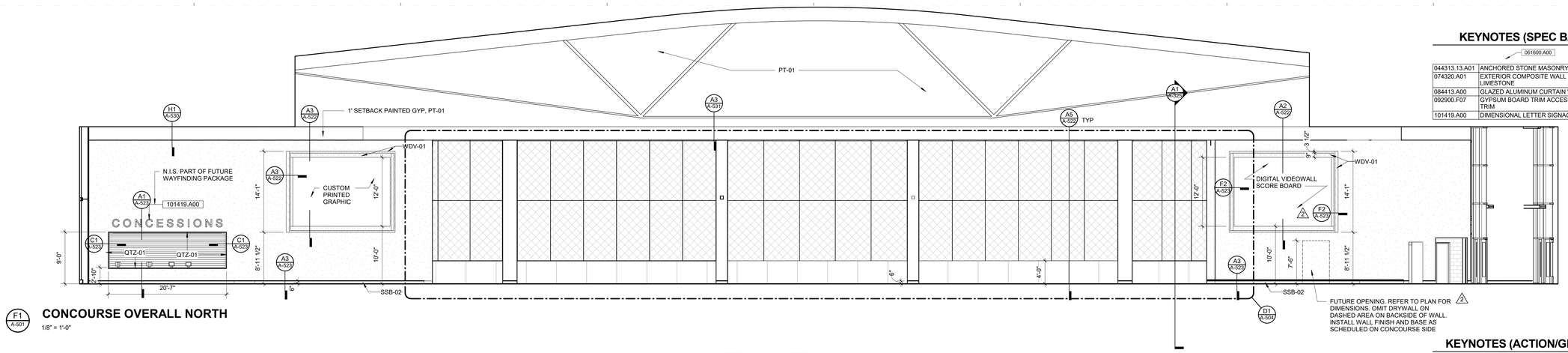

F1 A-501

CONCOURSE OVERALL NORTH

1/8" = 1'-0"

KEYNOTES (SPEC BASED)

061600.A00

044313.13.A01	ANCHORED STONE MASONRY VENEER - GRANITE
074320.A01	EXTERIOR COMPOSITE WALL PANELS - INDIANA LIMESTONE
084413.A00	GLAZED ALUMINUM CURTAIN WALLS
092900.F07	GYPSUM BOARD TRIM ACCESSORIES, Z REVEAL TRIM
101419.A00	DIMENSIONAL LETTER SIGNAGE

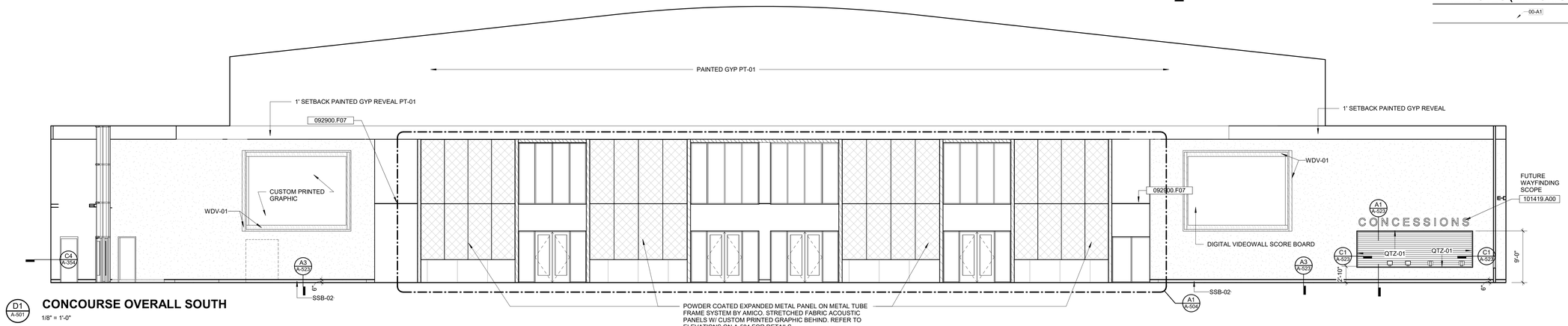

D1 A-501

CONCOURSE OVERALL SOUTH

1/8" = 1'-0"

KEYNOTES (ACTION/GENERAL)

00-A1

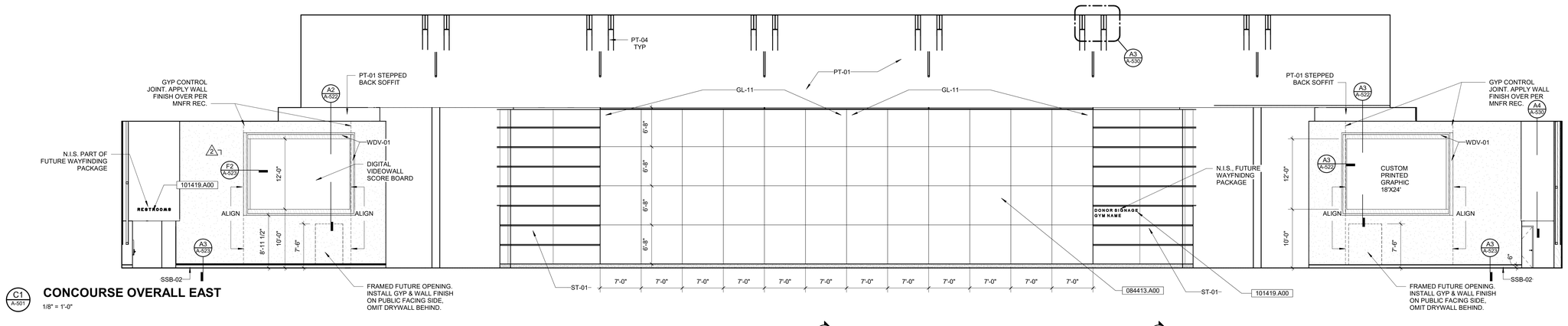

C1 A-501

CONCOURSE OVERALL EAST

1/8" = 1'-0"

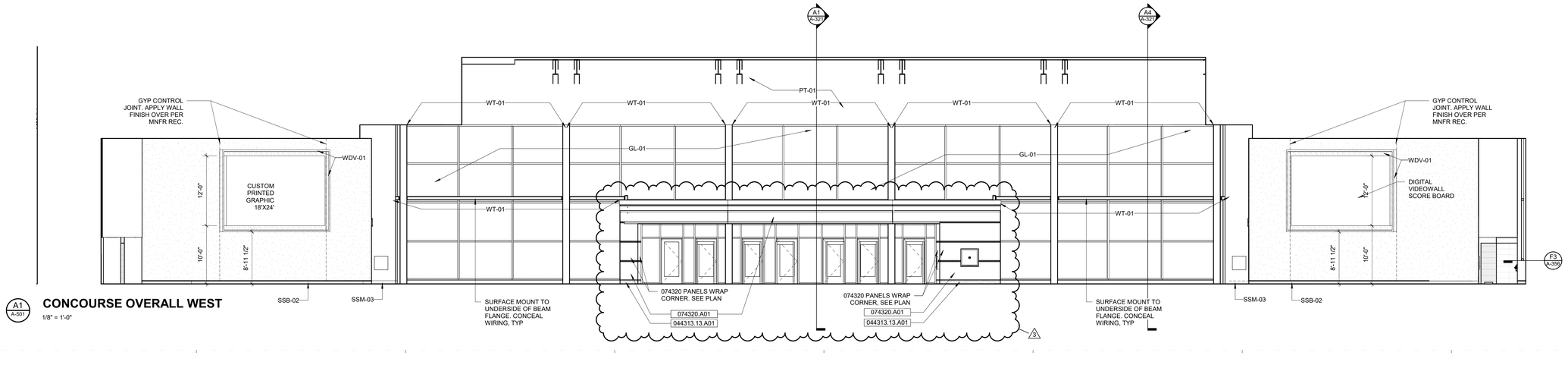

A1 A-501

CONCOURSE OVERALL WEST

1/8" = 1'-0"

2/2/2025 10:57:14 PM

IN128 - JAMES T. MORRIS ARENA

Ohio St & N Blackford St
Indianapolis, IN 46202

IU Project NO. 20240127

Owner
INDIANA UNIVERSITY BOARD OF TRUSTEES
2901 EAST DISCOVERY PARKWAY
BLOOMINGTON, IN 47408
812-855-1692

Architect
RATIO
101 SOUTH PENNSYLVANIA STREET
INDIANAPOLIS, IN 46204
317-633-4040

Structural Engineer
FINK ROBERTS AND PETRIE, INC.
3535 EAST 96TH STREET
SUITE 126
INDIANAPOLIS, IN 46240
317-872-8400

Mechanical / Electrical
INTROBA
8250 HAVERSTICK ROAD
SUITE 285
INDIANAPOLIS, IN 46240
800-404-7677

Plumbing Engineer
DLZ
138 N. DELAWARE ST
INDIANAPOLIS, IN 46204
317-633-4120

Acoustics / Technology Engineer
WJHW
7220 W. JEFFERSON AVE
SUITE 216
LAKEWOOD, CO 80235
972-934-3700

Civil Engineer
AMERICAN STRUCTUREPOINT, INC.
9025 RIVER ROAD
SUITE 200
INDIANAPOLIS, IN 46240
317-547-5580

Food Service Consultant
CINILITTLE
3405 NW 9TH AVENUE #1202
FORT LAUDERDALE, FL 33309
954-846-9600

Code Consultant
FORZA
2502 WEST MECHANIC ST, SUITE C
HARRISONVILLE, MO 64701
816-806-3729

SEAL | DATE 02/03/25

WILLIAM A. BROWNE, JR. REGISTERED No. AR00034154 STATE OF INDIANA ARCHITECT

SHEET ISSUE

1	CONSTRUCTION DOCUMENTS	01/13/25
2	ADDENDUM 01	01/27/25
3	ADDENDUM 02	02/03/25

RATIO

COPYRIGHT NOTICE: THIS ARCHITECTURAL AND ENGINEERING DRAWING IS GIVEN IN CONFIDENCE AND SHALL BE USED ONLY PURSUANT TO THE AGREEMENT WITH RATIO ARCHITECTS, LTD. THE REPRODUCTION OR DUPLICATION MAY BE MADE WITHOUT PRIOR WRITTEN CONSENT OF RATIO. ALL COMMON LAW RIGHTS OF COPYRIGHT AND OTHERWISE ARE HEREBY SPECIFICALLY RESERVED.

PROJECT NO. 23112.000

SHEET TITLE
INTERIOR ELEVATIONS

SHEET NUMBER
A-501

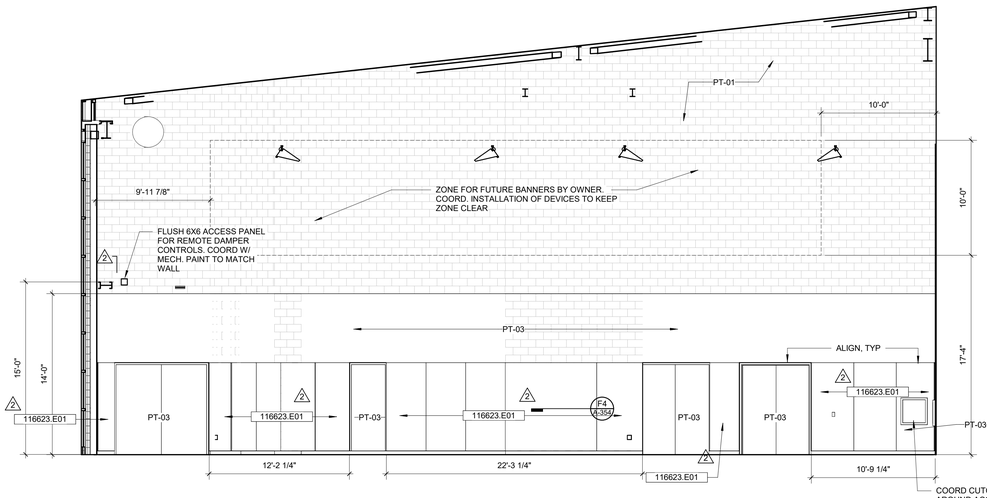

E1 A-502 **INTERIOR ELEVATION**

3/16" = 1'-0"

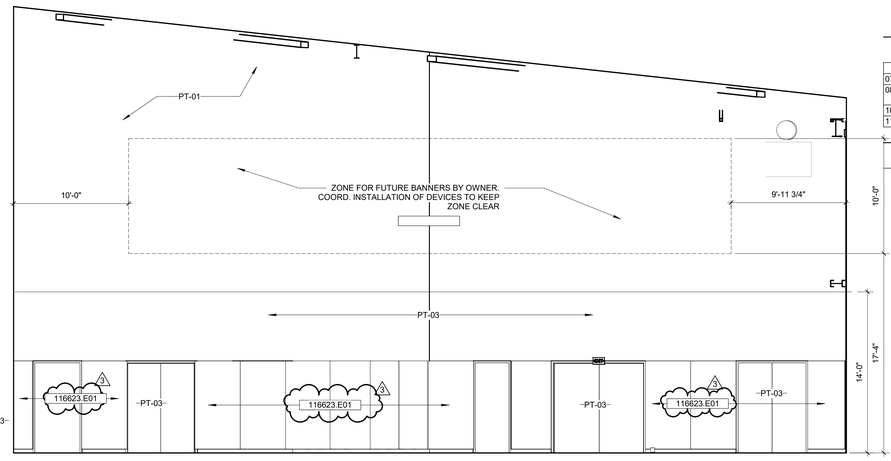

E4 A-502 **INTERIOR ELEVATION**

3/16" = 1'-0"

KEYNOTES (SPEC BASED)

061600.A00

078123.B02	INTUMESCENT FIREPROOFING, 2 HOUR RATED
084113.A01	ALUMINUM-FRAMED ENTRANCES AND STOREFRONT
104413.A00	FIRE PROTECTION CABINET
116623.E01	SAFETY PADS

KEYNOTES (ACTION/GENERAL)

00-A1

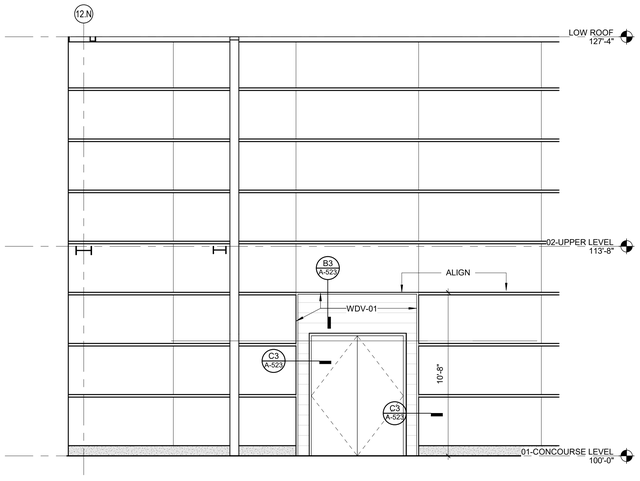

C1 A-502 **SECURITY 117 SOUTH**

1/4" = 1'-0"

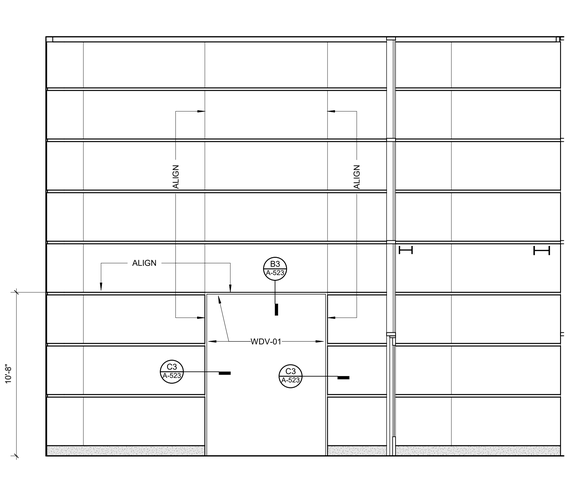

C3 A-502 **C.F. VEST/ENTRY SOUTH - NORTH WALL**

1/4" = 1'-0"

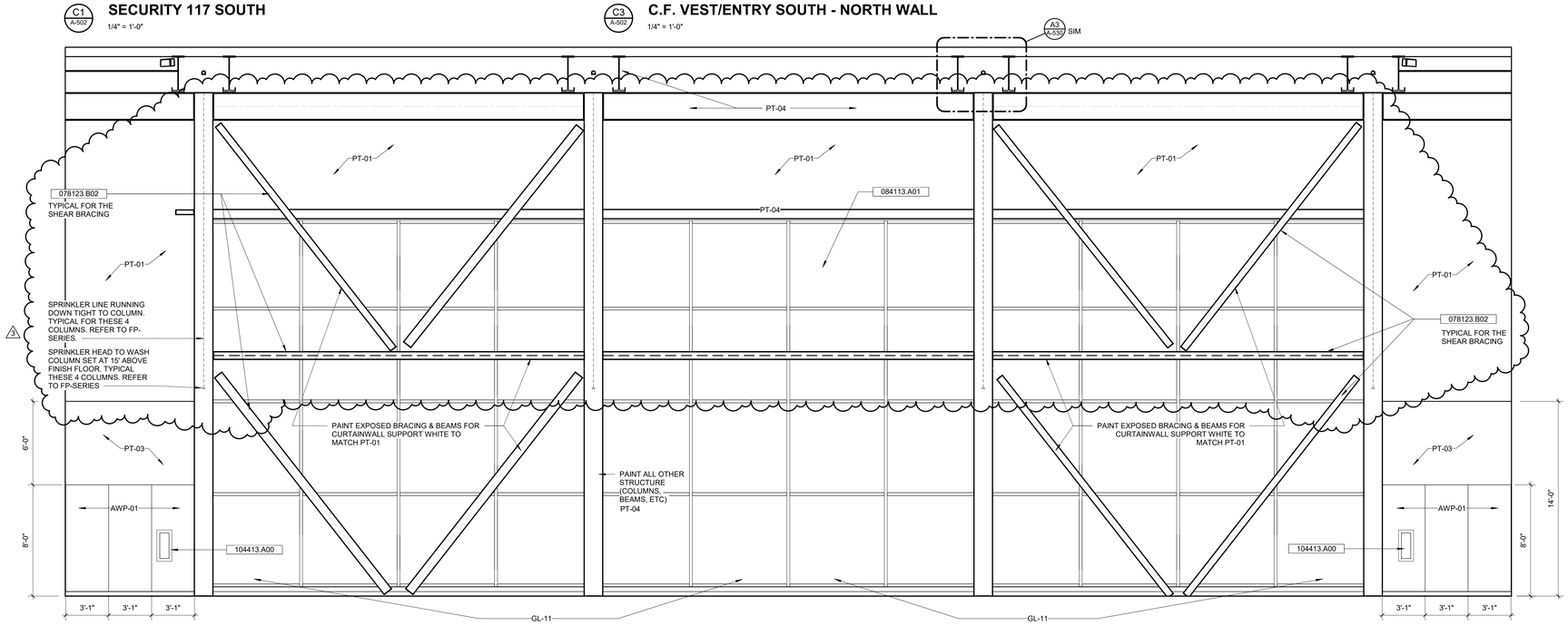

A1 A-502 **C.F.-PRACTICE GYM EAST WALL**

1/4" = 1'-0"

IN128 - JAMES T. MORRIS ARENA

Ohio St & N Blackford St
Indianapolis, IN 46202

IU Project NO. 20240127

Owner
INDIANA UNIVERSITY BOARD OF TRUSTEES
2901 EAST DISCOVERY PARKWAY
BLOOMINGTON, IN 47408
812-855-1692

Architect
RATIO
101 SOUTH PENNSYLVANIA STREET
INDIANAPOLIS, IN 46204
317-633-4040

Structural Engineer
FINK ROBERTS AND PETRIE, INC.
3535 EAST 96TH STREET
SUITE 126
INDIANAPOLIS, IN 46240
317-872-8400

Mechanical / Electrical
INTROBA
8250 HAVERSTICK ROAD
SUITE 285
INDIANAPOLIS, IN 46240
800-404-7677

Plumbing Engineer
DLZ
138 N. DELAWARE ST
INDIANAPOLIS, IN 46204
317-633-4120

Acoustics / Technology Engineer
WJHW
7220 W. JEFFERSON AVE
SUITE 216
LAKEWOOD, CO 80235
972-934-3700

Civil Engineer
AMERICAN STRUCTUREPOINT, INC.
9025 RIVER ROAD
SUITE 200
INDIANAPOLIS, IN 46240
317-547-5580

Food Service Consultant
CINILITTLE
3405 NW 9TH AVENUE #1202
FORT LAUDERDALE, FL 33309
954-846-9600

Code Consultant
FORZA
2502 WEST MECHANIC ST, SUITE C
HARRISONVILLE, MO 64701
816-806-3729

SEAL | DATE 02/03/25

WILLIAM A. BROWNE WESTERVELDT, JR. No. AR00034154 STATE OF INDIANA REGISTERED ARCHITECT

SHEET ISSUE

1	CONSTRUCTION DOCUMENTS	01/13/25
2	ADDENDUM 01	01/27/25
3	ADDENDUM 02	02/03/25

RATIO

COPYRIGHT NOTICE: THIS ARCHITECTURAL AND ENGINEERING DRAWING IS GIVEN IN CONFIDENCE AND SHALL BE USED ONLY FOR THE PURPOSES AUTHORIZED BY RATIO. NO OTHER USE, DISSEMINATION OR DUPLICATION MAY BE MADE WITHOUT PRIOR WRITTEN CONSENT OF RATIO. ALL COMMON LAW RIGHTS OF COPYRIGHT AND OTHERWISE ARE HEREBY SPECIFICALLY RESERVED.

PROJECT NO. 23112.000

SHEET TITLE
INTERIOR ELEVATIONS

SHEET NUMBER
A-502

2/2/2025 10:57:19 PM

KEYNOTES (SPEC BASED)

061600.A00

084113.B03	ALUMINUM-FRAMED ENTRANCES AND STOREFRONTS - EXTERIOR, 6" FRAME DEPTH
220000.A00	PLUMBING EQUIPMENT/FIXTURE REFERENCE PLUMBING DRAWINGS

KEYNOTES (ACTION/GENERAL)

00-A1

00-D4	REFER TO FINISH PLAN FOR FINISH TYPE

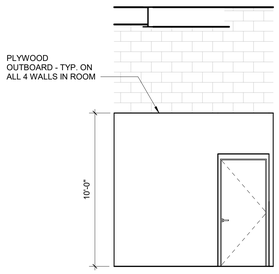

E2 / A-503 **INTERIOR ELEVATION**
1/4" = 1'-0"

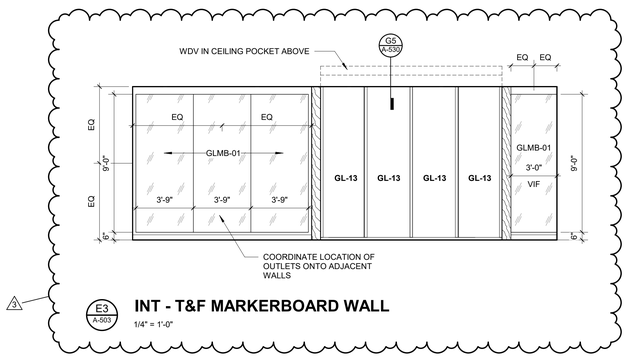

E3 / A-503 **INT - T&F MARKERBOARD WALL**
1/4" = 1'-0"

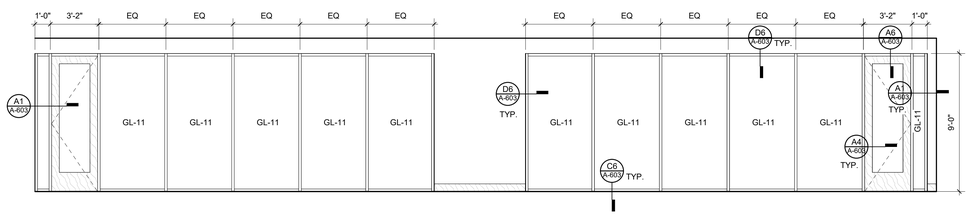

D1 / A-503 **C.F. CORRIDOR 115 SOUTH**
1/4" = 1'-0"

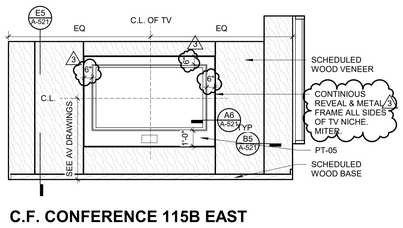

D5 / A-503 **C.F. CONFERENCE 115B EAST**
1/4" = 1'-0"

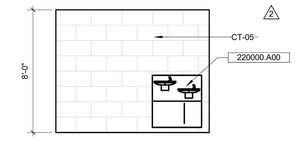

D7 / A-503 **SUPPORT 115F WATERFOUNTAIN**
1/4" = 1'-0"

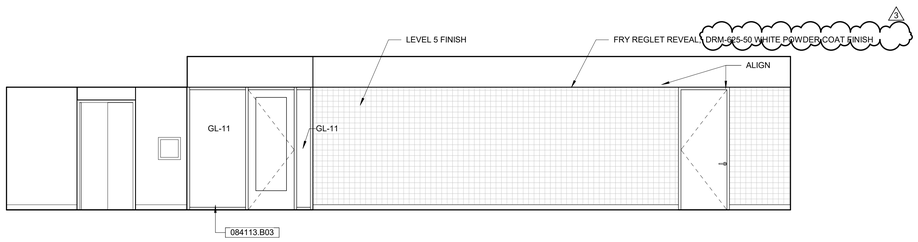

C4 / A-503 **INTERIOR ELEVATION**
1/4" = 1'-0"

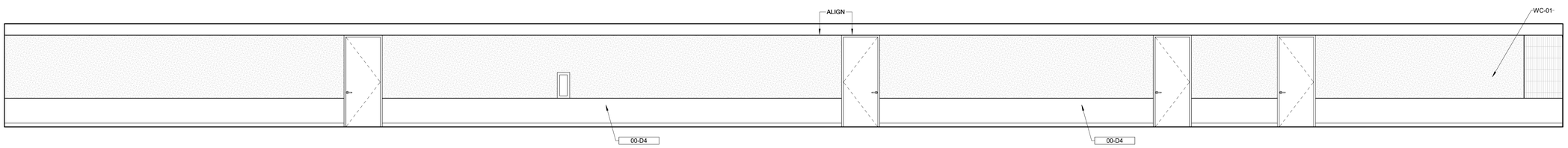

A1 / A-503 **INTERIOR ELEVATION**
1/4" = 1'-0"

2/2/2025 10:57:24 PM

IN128 - JAMES T. MORRIS ARENA

Ohio St & N Blackford St
Indianapolis, IN 46202

IU Project NO. 20240127

Owner
INDIANA UNIVERSITY BOARD OF TRUSTEES
2901 EAST DISCOVERY PARKWAY
BLOOMINGTON, IN 47408
812-855-1692

Architect
RATIO
101 SOUTH PENNSYLVANIA STREET
INDIANAPOLIS, IN 46204
317-633-4040

Structural Engineer
FINK ROBERTS AND PETRIE, INC.
3535 EAST 96TH STREET
SUITE 126
INDIANAPOLIS, IN 46240
317-872-8400

Mechanical / Electrical
INTROBA
8250 HAVERSTICK ROAD
SUITE 285
INDIANAPOLIS, IN 46240
800-404-7677

Plumbing Engineer
DLZ
138 N. DELAWARE ST
INDIANAPOLIS, IN 46204
317-633-4120

Acoustics / Technology Engineer
WJHW
7220 W. JEFFERSON AVE
SUITE 216
LAKEWOOD, CO 80235
972-934-3700

Civil Engineer
AMERICAN STRUCTUREPOINT, INC.
9025 RIVER ROAD
SUITE 200
INDIANAPOLIS, IN 46240
317-547-5580

Food Service Consultant
CINILITTLE
3405 NW 9TH AVENUE #1202
FORT LAUDERDALE, FL 33309
954-846-9600

Code Consultant
FORZA
2502 WEST MECHANIC ST, SUITE C
HARRISONVILLE, MO 64701
816-806-3729

SEAL | DATE 02/03/25

WILLIAM A. BROWNE, JR. REGISTERED No. AR00034154 STATE OF INDIANA ARCHITECT

SHEET ISSUE

1	CONSTRUCTION DOCUMENTS	01/13/25
2	ADDENDUM 01	01/27/25
3	ADDENDUM 02	02/03/25

RATIO

COPYRIGHT NOTICE: THIS ARCHITECTURAL AND ENGINEERING DRAWING IS GIVEN IN CONFIDENCE AND SHALL BE USED ONLY PURSUANT TO THE AGREEMENT WITH RATIO. NO OTHER USE, DISSEMINATION OR DUPLICATION MAY BE MADE WITHOUT PRIOR WRITTEN CONSENT OF RATIO. ALL COMMON LAW RIGHTS OF COPYRIGHT AND OTHERWISE ARE HEREBY SPECIFICALLY RESERVED.

PROJECT NO. 23112.000

SHEET TITLE
INTERIOR ELEVATIONS

SHEET NUMBER
A-503

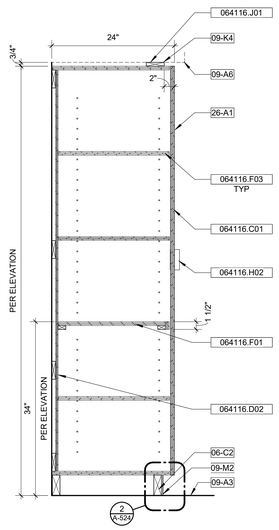

E1 A-521 **FULL HEIGHT CABINET**
1" = 1'-0"

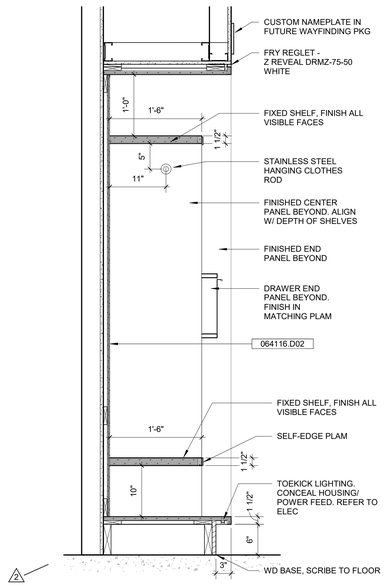

2 **TYPICAL LOCKER - HANGING ROD/FIXED SHELF**
E2 A-521 1" = 1'-0"

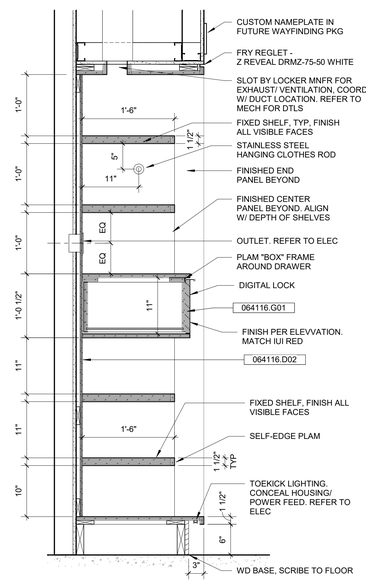

2 **TYPICAL LOCKER - FIXED SHELVING**
E4 A-521 1" = 1'-0"

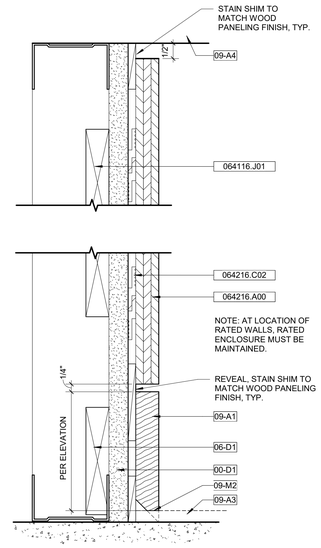

2 **PANELING DETAIL**
E5 A-521 6" = 1'-0"

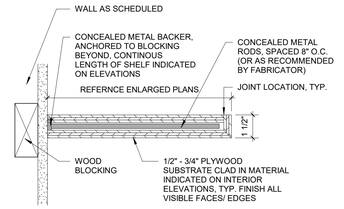

E6 A-521 **FLOATING SHELF - TYPICAL DETAIL**
3" = 1'-0"

KEYNOTES (SPEC BASED)

061600.A00

064116.B02	PANEL, 3/4"
064116.B04	REMOVABLE PANEL
064116.C01	DOOR PANEL
064116.C02	DOOR PANEL, 3/4", REFER TO ELEVATION FOR FINISH
064116.D02	BACK PANEL, 1/2" ON CLEATS, REFER TO SPECIFICATIONS FOR FINISH
064116.F01	SHELF
064116.F03	ADJUSTABLE SHELF
064116.F04	ADJUSTABLE SHELF, 3/4"
064116.G01	DRAWER
064116.G04	FILE DRAWER WITH HANGING BAR HARDWARE
064116.G06	FIXED APRON, 3/4", ALIGN FACE WITH ADJACENT DRAWERS
064116.H02	HARDWARE, PULL
064116.H04	HARDWARE, ROLLER CATCH, NO EXPOSED FASTENERS
064116.H06	HARDWARE, TRASH GROMMET, REFER TO SPECIFICATIONS FOR SIZE
064116.J01	BLOCKING
064216.A00	FLUSH WOOD PANELING
064216.C02	FLUSH WOOD PANELING, CONCEALED PANEL-HANGER CLIPS

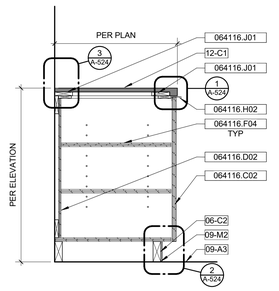

D1 A-521 **DOOR BASE CABINET**
1" = 1'-0"

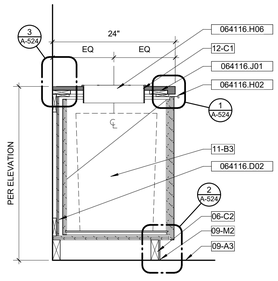

D2 A-521 **TRASH DRAWER BASE CABINET**
1" = 1'-0"

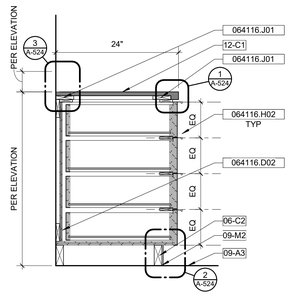

D4 A-521 **DRAWER BASE CABINET (4 DRAWERS)**
1" = 1'-0"

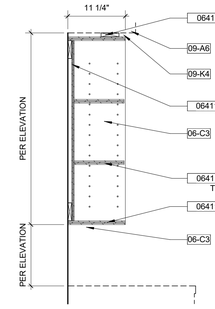

D5 A-521 **UPPER CABINET OPEN SHELVES**
1" = 1'-0"

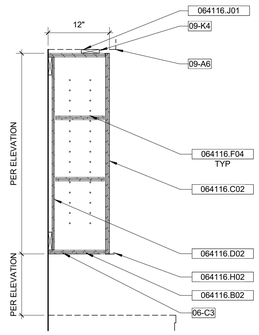

D6 A-521 **UPPER CABINET**
1" = 1'-0"

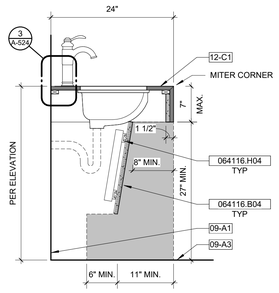

B1 A-521 **TYP. LOCKER SINK BASE ADA**
1" = 1'-0"

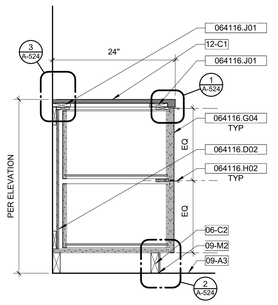

B2 A-521 **DRAWER BASE CABINET (2 DRAWERS)**
1" = 1'-0"

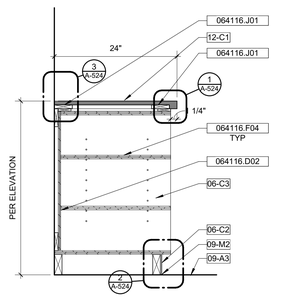

B4 A-521 **BASE CABINET OPEN SHLEVES**
1" = 1'-0"

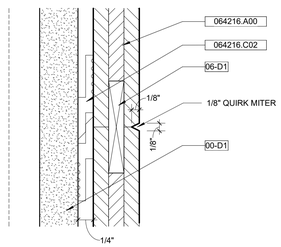

2 **PANELING DETAIL**
B5 A-521 12" = 1'-0"

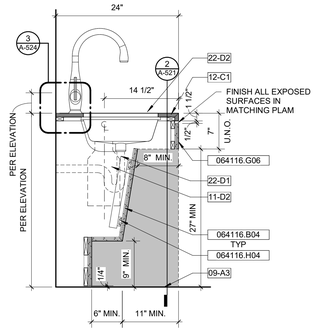

A1 A-521 **TYP. KITCHEN SINK BASE ADA**
1" = 1'-0"

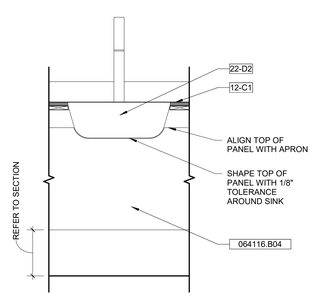

2 **TYP. KITCHEN SINK BASE ADA**
1" = 1'-0"

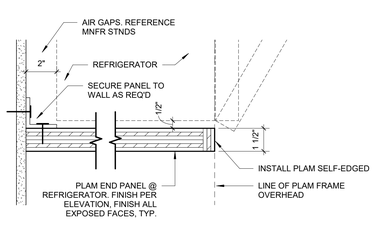

2 **CSWKDTL - PLAM END PANEL @ REF**
A4 A-521 3" = 1'-0"

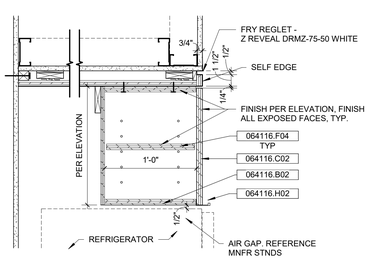

2 **PLAM FRAME UPPER CAB @ REF**
A5 A-521 1 1/2" = 1'-0"

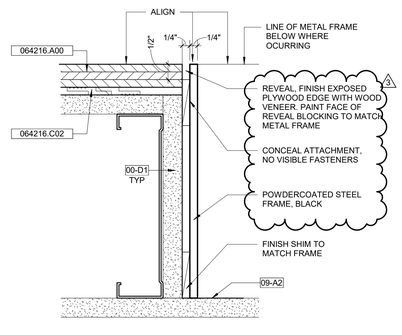

2 **PANELING DETAIL METAL FRAME**
A6 A-521 6" = 1'-0"

IN128 - JAMES T. MORRIS ARENA

Ohio St & N Blackford St
Indianapolis, IN 46202

IU Project NO. 20240127

Owner
INDIANA UNIVERSITY BOARD OF TRUSTEES
2901 EAST DISCOVERY PARKWAY
BLOOMINGTON, IN 47408
812-855-1692

Architect
RATIO
101 SOUTH PENNSYLVANIA STREET
INDIANAPOLIS, IN 46204
317-633-4040

Structural Engineer
FINK ROBERTS AND PETRIE, INC.
3535 EAST 96TH STREET
SUITE 126
INDIANAPOLIS, IN 46240
317-872-8400

Mechanical / Electrical
INTROBA
8250 HAVERSTICK ROAD
SUITE 285
INDIANAPOLIS, IN 46240
800-404-7677

Plumbing Engineer
DLZ
138 N. DELAWARE ST
INDIANAPOLIS, IN 46204
317-633-4120

Acoustics / Technology Engineer
WJHW
7220 W. JEFFERSON AVE
SUITE 216
LAKEWOOD, CO 80235
972-934-3700

Civil Engineer
AMERICAN STRUCTUREPOINT, INC.
9025 RIVER ROAD
SUITE 200
INDIANAPOLIS, IN 46240
317-547-5580

Food Service Consultant
CINILITTLE
3405 NW 9TH AVENUE #1202
FORT LAUDERDALE, FL 33309
954-846-9600

Code Consultant
FORZA
2502 WEST MECHANIC ST, SUITE C
HARRISONVILLE, MO 64701
816-806-3729

SEAL | DATE 02/03/25

WILLIAM A. BROWNE, JR. REGISTERED No. AR00034154 STATE OF INDIANA ARCHITECT

SHEET ISSUE

1	CONSTRUCTION DOCUMENTS	01/13/25
2	ADDENDUM 01	01/27/25
3	ADDENDUM 02	02/03/25

RATIO

COPYRIGHT NOTICE: THIS ARCHITECTURAL AND ENGINEERING DRAWING IS GIVEN IN CONFIDENCE AND SHALL BE USED ONLY PURSUANT TO THE AGREEMENT WITH RATIO. NO OTHER USE, DISSEMINATION OR DUPLICATION MAY BE MADE WITHOUT PRIOR WRITTEN CONSENT OF RATIO. ALL COMMON LAW RIGHTS OF COPYRIGHT AND OTHERWISE ARE HEREBY SPECIFICALLY RESERVED.

PROJECT NO. 23112.000

SHEET TITLE
INTERIOR DETAILS

SHEET NUMBER
A-521

2/2/2025 10:57:27 PM

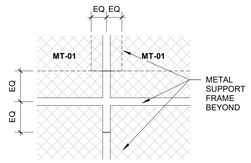

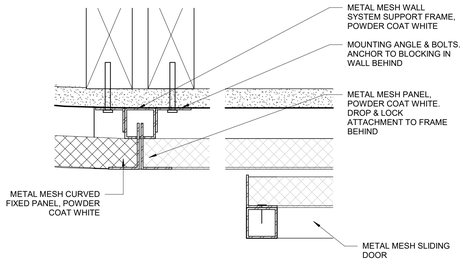

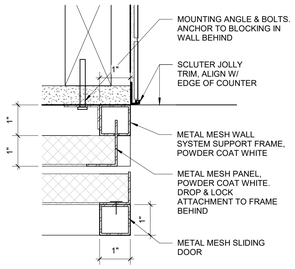

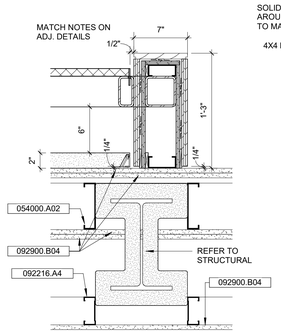

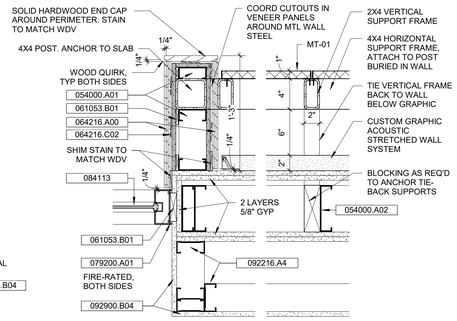

KEYNOTES (SPEC BASED)

061600.A00

054000.A01	COLD-FORMED METAL FRAMING - 3 5/8"
054000.A02	COLD-FORMED METAL FRAMING - 6"
061000.E01	WOOD BLOCKING
061053.B01	WOOD BLOCKING
061053.F01	MISCELLANEOUS ROUGH CARPENTRY, PLYWOOD
064116.C02	DOOR PANEL, 3/4", REFER TO ELEVATION FOR FINISH
064116.D02	BACK PANEL, 1/2" GN CLEATS, REFER TO SPECIFICATIONS FOR FINISH
064116.F04	ADJUSTABLE SHELF, 3/4"
064216.A00	FLUSH WOOD PANELING
064216.C02	FLUSH WOOD PANELING, CONCEALED PANEL-HANGER CLIPS
079200.A01	SEALANT
081113.A00	HOLLOW METAL DOORS AND FRAMES
084113	ALUMINUM-FRAMED ENTRANCES AND STOREFRONTS
084113.A01	ALUMINUM-FRAMED ENTRANCES AND STOREFRONT
092216.A01	1 5/8" METAL STUD FRAMING, NON-STRUCTURAL
092216.A4	
092216.C01	3 5/8" METAL STUD FRAMING, NON-STRUCTURAL
092216.D01	6" METAL STUD FRAMING, NON-STRUCTURAL
092216.P01	NON-STRUCTURAL METAL STUD BRACING, EXTEND TO STRUCTURE
092900.B04	GYPSUM BOARD, 5/8"
092900.F03	GYPSUM BOARD TRIM ACCESSORIES, L CASING BEAD
093000.C00	METAL EDGE STRIP
260000.B01	LIGHT FIXTURE, REFERENCE ELECTRICAL DRAWINGS

F1 A-522 **METAL PANEL INTERSECTION**
3" = 1'-0"

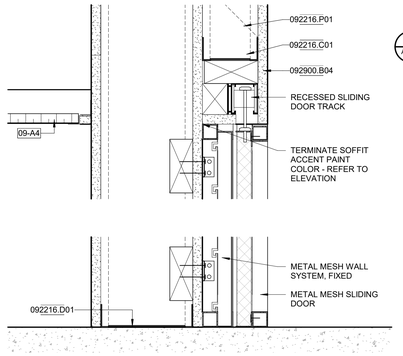

F2 A-522 **PLAN DTL - MTL SLIDING DOOR @ END**
6" = 1'-0"

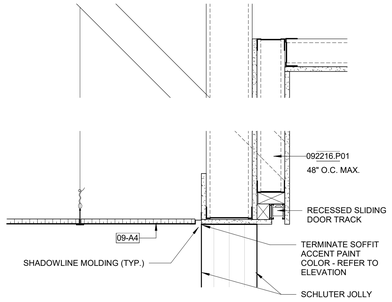

F3 A-522 **MT-02 SLIDING DOOR @ OPENING**
6" = 1'-0"

F6 A-522 **METAL WALL SUPPORT** 2
1 1/2" = 1'-0"

F7 A-522 **METAL WALL SUPPORT @ STAIR**
1 1/2" = 1'-0"

D1 A-522 **METAL WALL NUTRITION SLIDING**
3" = 1'-0"

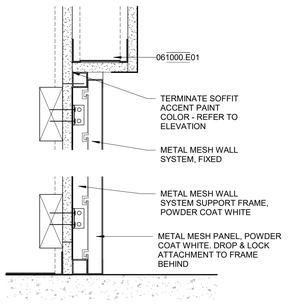

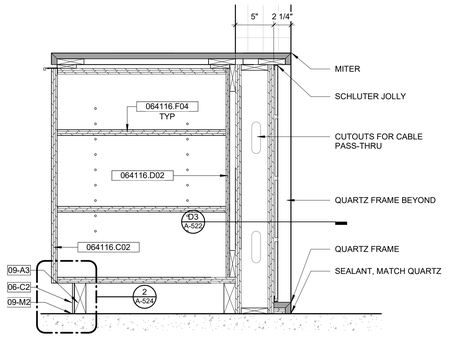

D3 A-522 **PLANDTL - NUTRITION COUNTER QZ FRAME**
3" = 1'-0"

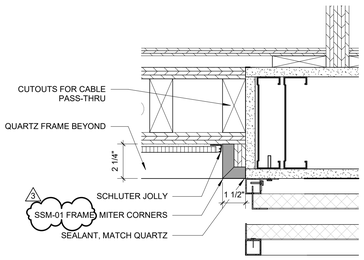

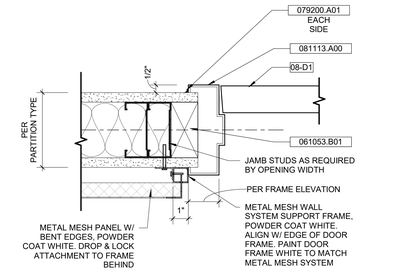

D6 A-522 **METAL WALL SUPPORT AT COLUMN**
1" = 1'-0"

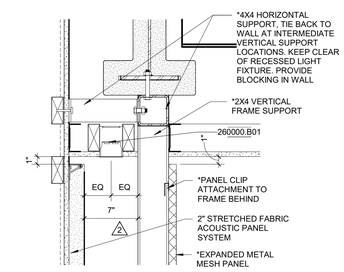

2 *MT-01 SYSTEM INCLUDES METAL PANELS, FRAME, & STEEL SUPPORT PROVIDED BY METAL MANUFACTURER AMICO OR APPROVED ALTERNATE

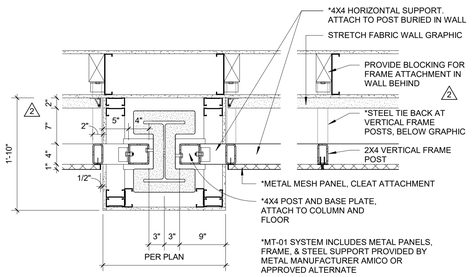

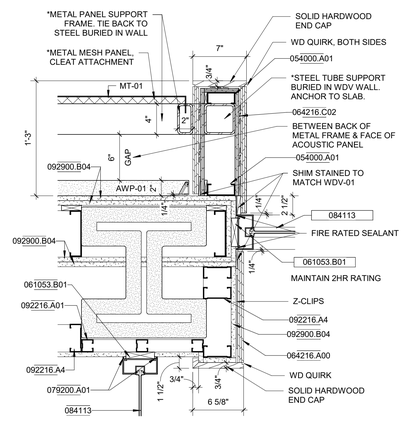

*MT-01 SYSTEM INCLUDES METAL PANELS, FRAME, & STEEL SUPPORT PROVIDED BY METAL MANUFACTURER AMICO OR APPROVED ALTERNATE

C7 A-522 **WD FRAME @ OFFICE SF W/ COLUMN**
1 1/2" = 1'-0"

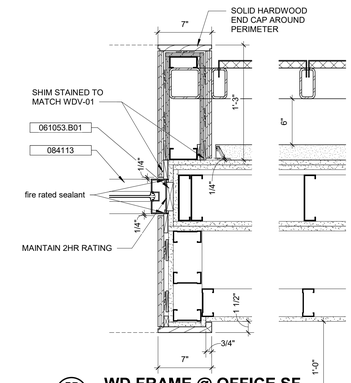

B7 A-522 **WD FRAME @ OFFICE SF**
1 1/2" = 1'-0"

C6 A-522 **METAL WALL TOP**
1 1/2" = 1'-0"

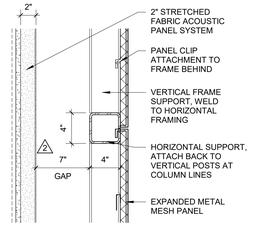

B6 A-522 **METAL WALL TIE BACK**
1 1/2" = 1'-0"

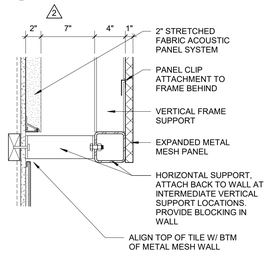

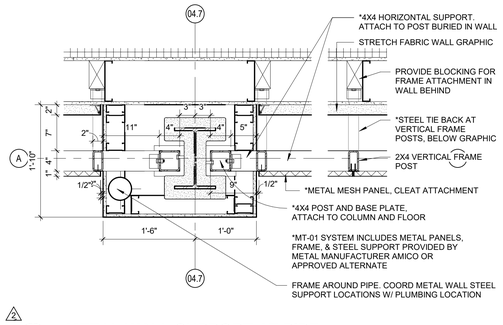

2 A7 A-522 **METAL WALL SUPPORT AT PIPE**
1" = 1'-0"

C1 A-522 **METAL WALL NUTRITION FIXED**
3" = 1'-0"

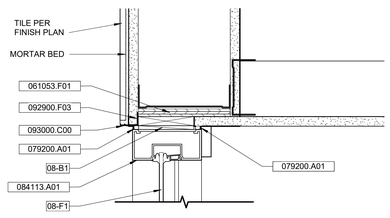

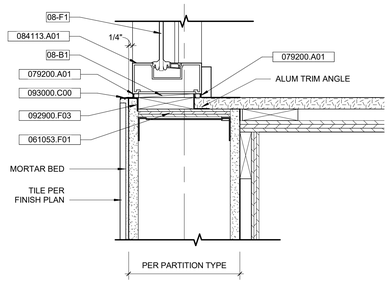

C2 A-522 **METAL WALL NUTRITION OPENING**
1 1/2" = 1'-0"

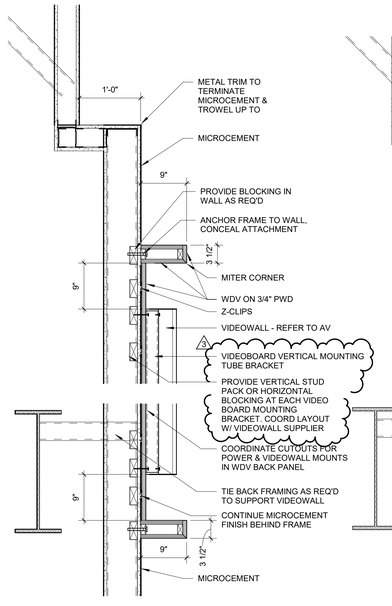

C3 A-522 **PLANDTL - METAL MESH AT DOOR**
3" = 1'-0"

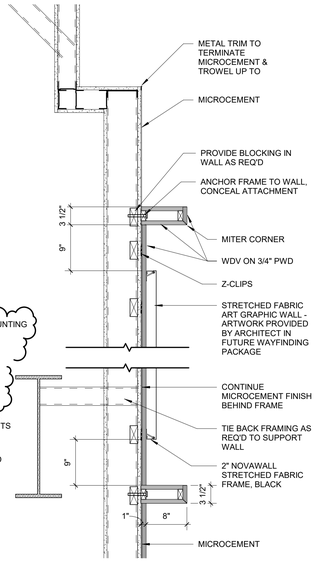

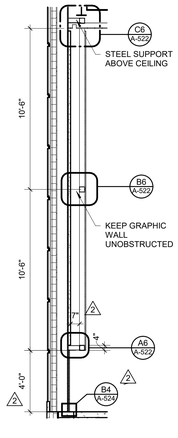

A1 A-522 **E.F. TRAINING EAST**
3" = 1'-0"

A2 A-522 **WD FRAME @ VIDEOWALL**
1" = 1'-0"

A3 A-522 **WD FRAME @ ART WALL**
1" = 1'-0"

A5 A-522 **MTL/ STRETCH FAB WALL**
1/4" = 1'-0"

A6 A-522 **METAL WALL BTM**
1 1/2" = 1'-0"

IN128 - JAMES T. MORRIS ARENA

Ohio St & N Blackford St
Indianapolis, IN 46202

IU Project NO. 20240127

Owner
INDIANA UNIVERSITY BOARD OF TRUSTEES
2901 EAST DISCOVERY PARKWAY
BLOOMINGTON, IN 47408
812-855-1692

Architect
RATIO
101 SOUTH PENNSYLVANIA STREET
INDIANAPOLIS, IN 46204
317-633-4040

Structural Engineer
FINK ROBERTS AND PETRIE, INC.
3535 EAST 96TH STREET
SUITE 126
INDIANAPOLIS, IN 46240
317-872-8400

Mechanical / Electrical
INTROBA
8250 HAVERSTICK ROAD
SUITE 285
INDIANAPOLIS, IN 46240
800-404-7677

Plumbing Engineer
DLZ
138 N. DELAWARE ST
INDIANAPOLIS, IN 46204
317-633-4120

Acoustics / Technology Engineer
WJHW
7220 W. JEFFERSON AVE
SUITE 216
LAKEWOOD, CO 80235
972-934-3700

Civil Engineer
AMERICAN STRUCTUREPOINT, INC.
9025 RIVER ROAD
SUITE 200
INDIANAPOLIS, IN 46240
317-547-5580

Food Service Consultant
CINILITTLE
3405 NW 9TH AVENUE #1202
FORT LAUDERDALE, FL 33309
954-846-9600

Code Consultant
FORZA
2502 WEST MECHANIC ST, SUITE C
HARRISONVILLE, MO 64701
816-806-3729

SEAL | DATE 02/03/25

WILLIAM A. BROWNE JR. WHEELWRIGHT No. AR00034154 STATE OF INDIANA REGISTERED ARCHITECT

SHEET ISSUE

1	CONSTRUCTION DOCUMENTS	01/13/25
2	ADDENDUM 01	01/27/25
3	ADDENDUM 02	02/03/25

RATIO

COPYRIGHT NOTICE: THIS ARCHITECTURAL AND ENGINEERING DRAWING IS GIVEN IN CONFIDENCE AND SHALL BE USED ONLY PURSUANT TO THE AGREEMENT WITH RATIO. NO OTHER USE, DISSEMINATION OR REPRODUCTION IS PERMITTED WITHOUT PRIOR WRITTEN CONSENT OF RATIO. ALL COMMON LAW RIGHTS OF COPYRIGHT AND OTHERWISE ARE HEREBY SPECIFICALLY RESERVED.

PROJECT NO. 23112.000

SHEET TITLE
INTERIOR DETAILS

SHEET NUMBER
A-522

2/2/2025 10:57:37 PM

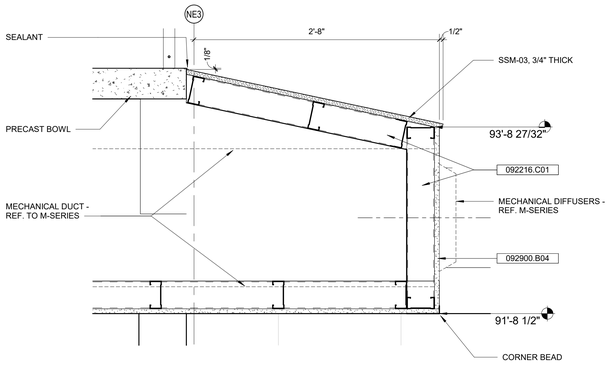

F1 A-523 **SECTION DETAIL**

1 1/2" = 1'-0"

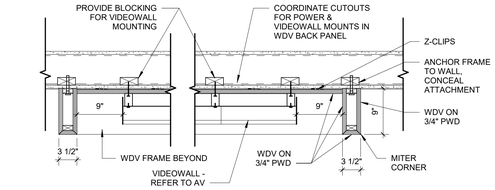

2 F2 A-523 **VIDEOWALL WD FRAME PLAN DETAIL**

1" = 1'-0"

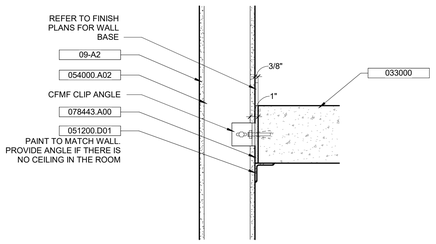

2 D1 A-523 **SECTION DETAIL**

1 1/2" = 1'-0"

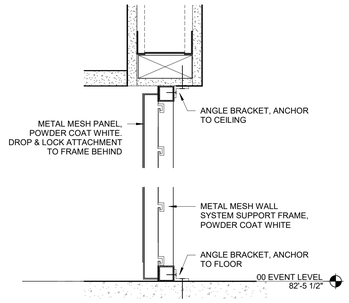

D3 A-523 **SECDTL - METAL WALL ATHLETE LOUNGE**

3" = 1'-0"

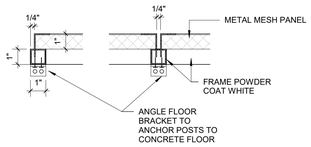

D4 A-523 **SECDTL - METAL WALL FREESTANDING END**

3" = 1'-0"

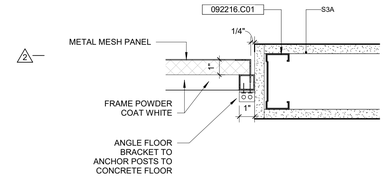

2 D6 A-523 **SECDTL - METAL WALL FREESTANDING END AT WALL**

3" = 1'-0"

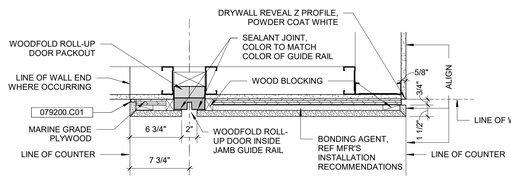

C1 A-523 **CLNGDTL - QUARTZ FRAME CONCESSIONS**

1 1/2" = 1'-0"

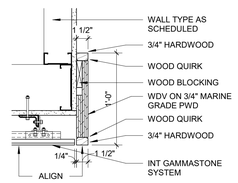

C3 A-523 **WD FRAME @ INT GAMMASTONE**

1 1/2" = 1'-0"

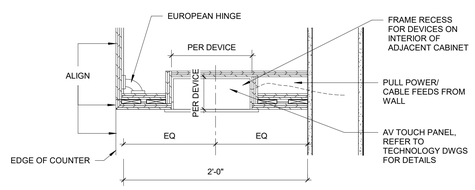

C4 A-523 **PLANDTL - CSWK CONTROL PANEL RECESS**

1 1/2" = 1'-0"

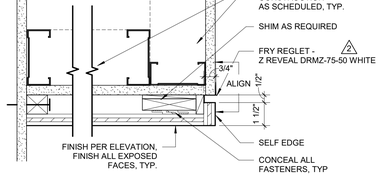

C6 A-523 **CASEWORK NICHE, TYPICAL WRAP**

3" = 1'-0"

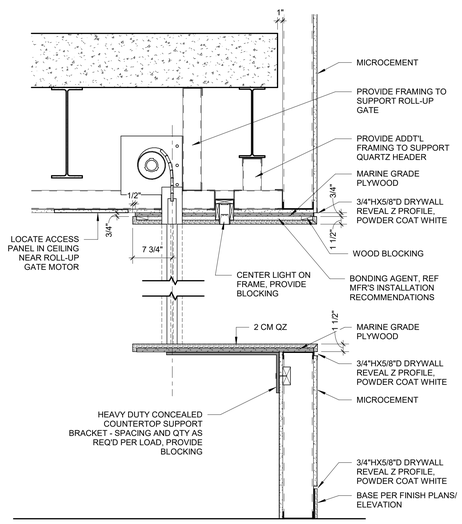

A1 A-523 **QUARTZ FRAME HEADER ROLL UP GATE**

1" = 1'-0"

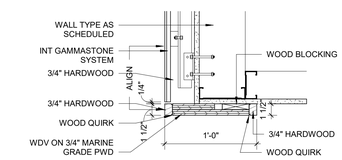

B3 A-523 **WD FRAME HEAD @ INT GAMMASTONE**

1 1/2" = 1'-0"

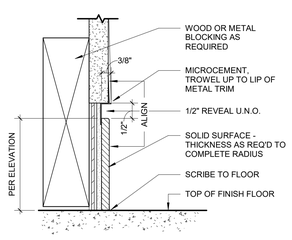

A3 A-523 **RECESSED BASE SSM**

6" = 1'-0"

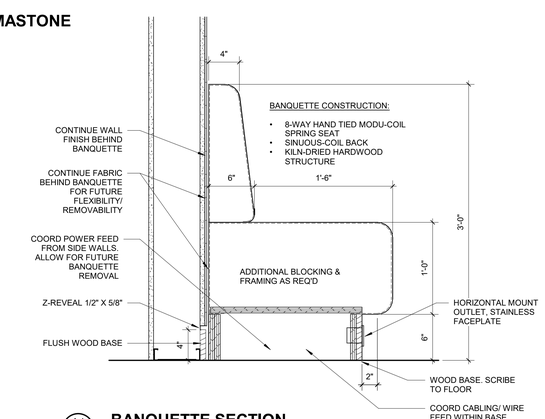

A4 A-523 **BANQUETTE SECTION**

1 1/2" = 1'-0"

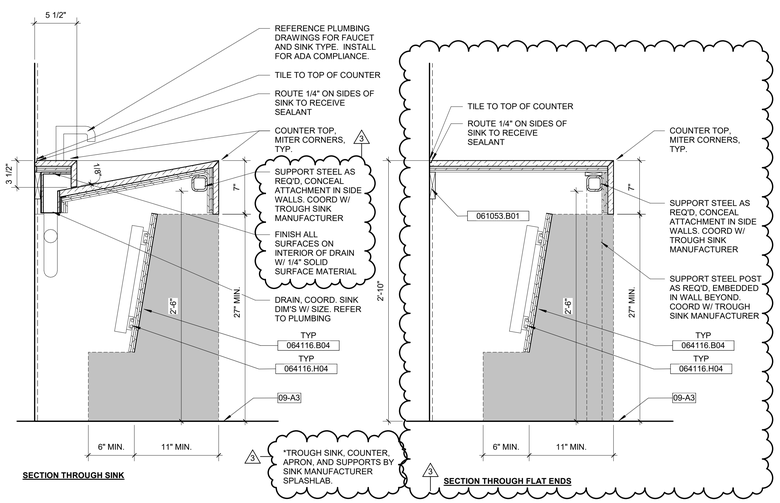

A6 A-523 **PUBLIC RR VANITY SECTION**

1 1/2" = 1'-0"

KEYNOTES (SPEC BASED)

061600.A00

033000	CAST-IN-PLACE CONCRETE (VERIFY NUMBERING WITH CONSULTANT)
051200.D01	STRUCTURAL STEEL FRAMING, ANGLE
054000.A02	COLD-FORMED METAL FRAMING - 6"
061053.B01	WOOD BLOCKING
064116.B04	REMOVABLE PANEL
064116.H04	HARDWARE, ROLLER CATCH, NO EXPOSED FASTENERS
078443.A00	JOINT FIRESTOPPING
079200.C01	BACKER ROD AND SEALANT
092216.C01	3 5/8" METAL STUD FRAMING, NON-STRUCTURAL
092900.B04	GYPSUM BOARD, 5/8"

IN128 - JAMES T. MORRIS ARENA

Ohio St & N Blackford St
Indianapolis, IN 46202

IU Project NO. 20240127

Owner
INDIANA UNIVERSITY BOARD OF TRUSTEES
2901 EAST DISCOVERY PARKWAY
BLOOMINGTON, IN 47408
812-855-1692

Architect
RATIO
101 SOUTH PENNSYLVANIA STREET
INDIANAPOLIS, IN 46204
317-633-4040

Structural Engineer
FINK ROBERTS AND PETRIE, INC.
3535 EAST 96TH STREET
SUITE 126
INDIANAPOLIS, IN 46240
317-872-8400

Mechanical / Electrical
INTROBA
8250 HAVERSTICK ROAD
SUITE 285
INDIANAPOLIS, IN 46240
800-404-7677

Plumbing Engineer
DLZ
138 N. DELAWARE ST
INDIANAPOLIS, IN 46204
317-633-4120

Acoustics / Technology Engineer
WJHW
7220 W. JEFFERSON AVE
SUITE 216
LAKEWOOD, CO 80235
972-934-3700

Civil Engineer
AMERICAN STRUCTUREPOINT, INC.
9025 RIVER ROAD
SUITE 200
INDIANAPOLIS, IN 46240
317-547-5580

Food Service Consultant
CINILITTLE
3405 NW 9TH AVENUE #1202
FORT LAUDERDALE, FL 33309
954-846-9600

Code Consultant
FORZA
2502 WEST MECHANIC ST, SUITE C
HARRISONVILLE, MO 64701
816-806-3729

SEAL | DATE 02/03/25

WILLIAM A. BROWNE JR. REGISTERED No. AR00034154 STATE OF INDIANA ARCHITECT

SHEET ISSUE

1	CONSTRUCTION DOCUMENTS	01/13/25
2	ADDENDUM 01	01/27/25
3	ADDENDUM 02	02/03/25

RATIO

COPYRIGHT NOTICE: THIS ARCHITECTURAL AND ENGINEERING DRAWING IS GIVEN IN CONFIDENCE AND SHALL BE USED ONLY PURSUANT TO THE AGREEMENT WITH RATIO. NO OTHER USE, DISSEMINATION OR DUPLICATION MAY BE MADE WITHOUT PRIOR WRITTEN CONSENT OF RATIO. ALL COMMON LAW RIGHTS OF COPYRIGHT AND OTHERWISE ARE HEREBY SPECIFICALLY RESERVED.

PROJECT NO. 23112.000

SHEET TITLE
INTERIOR DETAILS

SHEET NUMBER
A-523

2/2/2025 10:57:44 PM

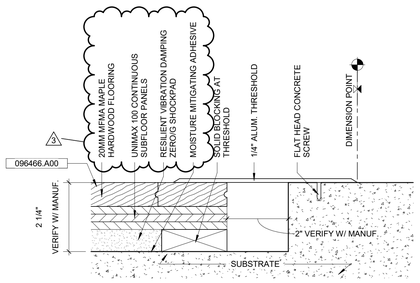

E1 A-524 **WOOD @ GYM TO CONCRETE**
6" = 1'-0"

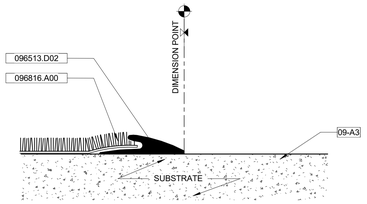

D1 A-524 **FnshDtl-Transition-Carpet to Concrete**
12" = 1'-0"

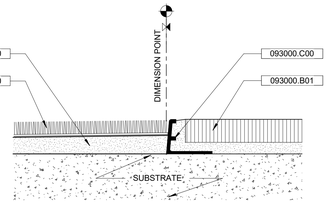

C1 A-524 **FnshDtl-Transition-Carpet to Tile**
12" = 1'-0"

B1 A-524 **FnshDtl-Transition-Concrete to Tile**
12" = 1'-0"

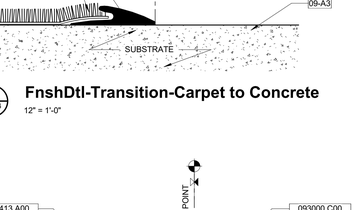

A1 A-524 **FnshDtl-Transition-Epoxy to Tile**
12" = 1'-0"

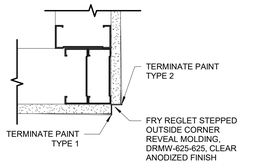

E3 A-524 **PAINT OUTSIDE CORNER**
3" = 1'-0"

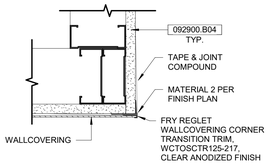

E4 A-524 **WALLCOVERING OUTSIDE CORNER**
3" = 1'-0"

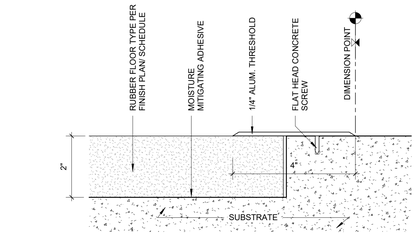

D3 A-524 **RECESSED RUBBER TO CONCRETE**
6" = 1'-0"

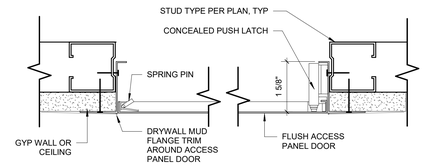

D4 A-524 **ACCESS PANEL FLUSH GYP CEILINGS & WALLS**
6" = 1'-0"

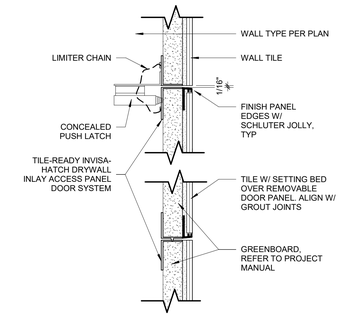

D6 A-524 **ACCESS PANEL TILE WALLS**
6" = 1'-0"

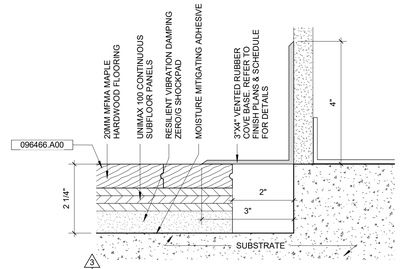

C3 A-524 **WOOD @ GYM VENTED BASE**
6" = 1'-0"

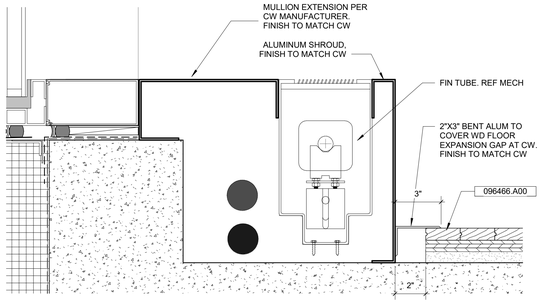

C4 A-524 **WOOD @ GYM CW BASE**
3" = 1'-0"

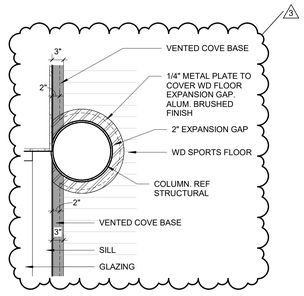

C6 A-524 **PLAN DETAIL - PRACTIVE GYMNASIUM**
3/4" = 1'-0"

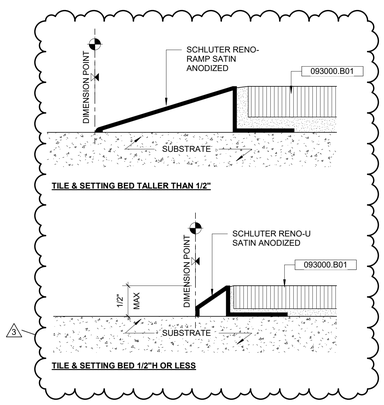

B1 A-524 **FnshDtl-Transition-Concrete to Tile**
12" = 1'-0"

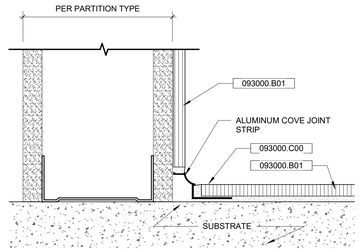

B3 A-524 **RESTROOM FLOOR TRIM DETAIL**
6" = 1'-0"

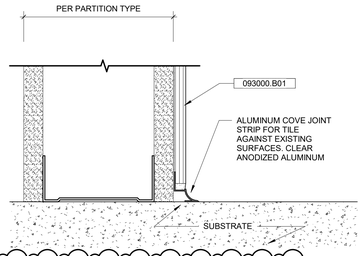

B4 A-524 **CON FLOOR TO TILE TRIM DETAIL**
6" = 1'-0"

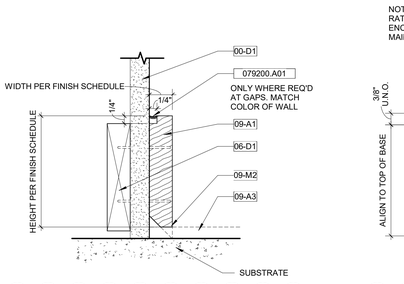

B6 A-524 **WOOD BASE DETAIL**
6" = 1'-0"

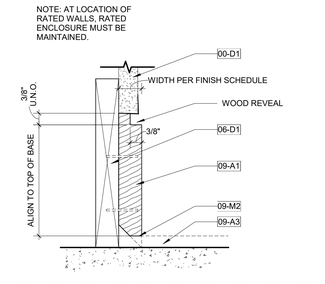

B7 A-524 **FLUSH WOOD BASE DETAIL**
6" = 1'-0"

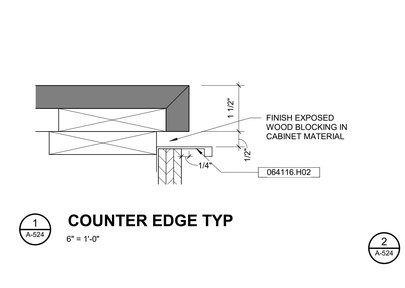

1 A-524 **COUNTER EDGE TYP**
6" = 1'-0"

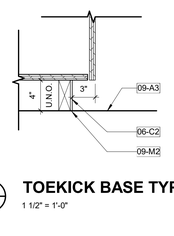

2 A-524 **TOEKICK BASE TYP**
1 1/2" = 1'-0"

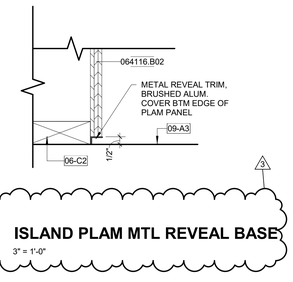

B5 A-524 **ISLAND PLAM MTL REVEAL BASE**
3" = 1'-0"

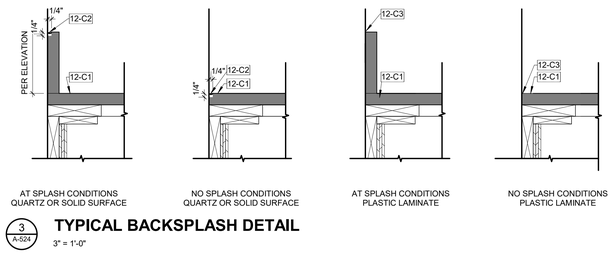

AT SPLASH CONDITIONS QUARTZ OR SOLID SURFACE
NO SPLASH CONDITIONS QUARTZ OR SOLID SURFACE
AT SPLASH CONDITIONS PLASTIC LAMINATE
NO SPLASH CONDITIONS PLASTIC LAMINATE

3 A-524 **TYPICAL BACKSPLASH DETAIL**
3" = 1'-0"

KEYNOTES (SPEC BASED)

061600.A00

035413.A00	GYPSUM CEMENT UNDERLAYMENT
064116.B02	PANEL, 3/4"
064116.H02	HARDWARE, PULL
079200.A01	SEALANT
092900.B04	GYPSUM BOARD, 5/8"
093000.B01	TILE, REFER TO FINISH PLAN FOR TYPE
093000.C00	METAL EDGE STRIP
096466.A00	WOOD ATHLETIC FLOORING SYSTEM, REFER TO FINISH PLAN FOR TYPE
096513.D02	RUBBER MOLDING ACCESSORY, CARPET EDGE
096723.A00	RESINOUS FLOORING, REFER TO FINISH PLAN FOR TYPE
096816.A00	SHEET CARPETING, REFER TO FINISH PLAN FOR TYPE

IN128 - JAMES T. MORRIS ARENA

Ohio St & N Blackford St
Indianapolis, IN 46202

IU Project NO. 20240127

Owner
INDIANA UNIVERSITY BOARD OF TRUSTEES
2901 EAST DISCOVERY PARKWAY
BLOOMINGTON, IN 47408
812-855-1692

Architect
RATIO
101 SOUTH PENNSYLVANIA STREET
INDIANAPOLIS, IN 46204
317-633-4040

Structural Engineer
FINK ROBERTS AND PETRIE, INC.
3535 EAST 96TH STREET
SUITE 126
INDIANAPOLIS, IN 46240
317-872-8400

Mechanical / Electrical
INTROBA
8250 HAVERSTICK ROAD
SUITE 285
INDIANAPOLIS, IN 46240
800-404-7677

Plumbing Engineer
DLZ
138 N. DELAWARE ST
INDIANAPOLIS, IN 46204
317-633-4120

Acoustics / Technology Engineer
WJHW
7220 W. JEFFERSON AVE
SUITE 216
LAKEWOOD, CO 80235
972-934-3700

Civil Engineer
AMERICAN STRUCTUREPOINT, INC.
9025 RIVER ROAD
SUITE 200
INDIANAPOLIS, IN 46240
317-547-5580

Food Service Consultant
CINILITTLE
3405 NW 9TH AVENUE #1202
FORT LAUDERDALE, FL 33309
954-846-9600

Code Consultant
FORZA
2502 WEST MECHANIC ST, SUITE C
HARRISONVILLE, MO 64701
816-806-3729

SEAL | DATE 02/03/25

WILLIAM A. BROWNE, JR. REGISTERED No. AR00034154 STATE OF INDIANA ARCHITECT

SHEET ISSUE

1	CONSTRUCTION DOCUMENTS	01/13/25
2	ADDENDUM 01	01/27/25
3	ADDENDUM 02	02/03/25

RATIO

COPYRIGHT NOTICE: THIS ARCHITECTURAL AND ENGINEERING DRAWING IS GIVEN IN CONFIDENCE AND SHALL BE USED ONLY PURSUANT TO THE AGREEMENT WITH RATIO. NO OTHER USE, DISSEMINATION OR DUPLICATION MAY BE MADE WITHOUT PRIOR WRITTEN CONSENT OF RATIO. ALL COMMON LAW RIGHTS OF COPYRIGHT AND OTHERWISE ARE HEREBY SPECIFICALLY RESERVED.

PROJECT NO. 23112.000

SHEET TITLE
FINISH DETAILS

SHEET NUMBER
A-524

2/3/2025 9:37:06 AM

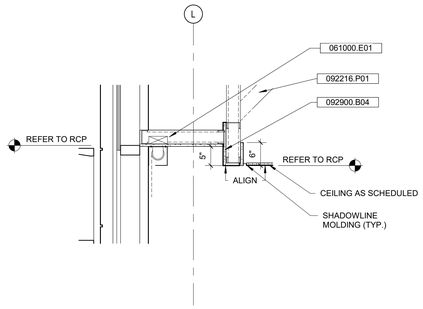

F1 / A-531 **SECDTL - CLNG MOUNTED ROLLER SHADE**

3/4" = 1'-0"

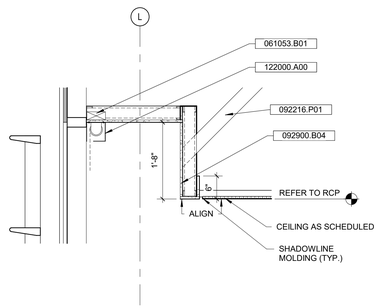

F3 / A-531 **SECDTL - CEILING MOUNTED ROLLER SHADE**

3/4" = 1'-0"

KEYNOTES (ACTION/GENERAL)

00-A1

KEYNOTES (SPEC BASED)

061600.A00

054000.A01	COLD-FORMED METAL FRAMING - 3 5/8"
061000.E01	WOOD BLOCKING
061053.B01	WOOD BLOCKING
092216.P01	NON-STRUCTURAL METAL STUD BRACING, EXTEND TO STRUCTURE
092900.B04	GYPSUM BOARD, 5/8"
122000.A00	WINDOW TREATMENT, REFER TO REFLECTED CEILING PLAN FOR TYPE

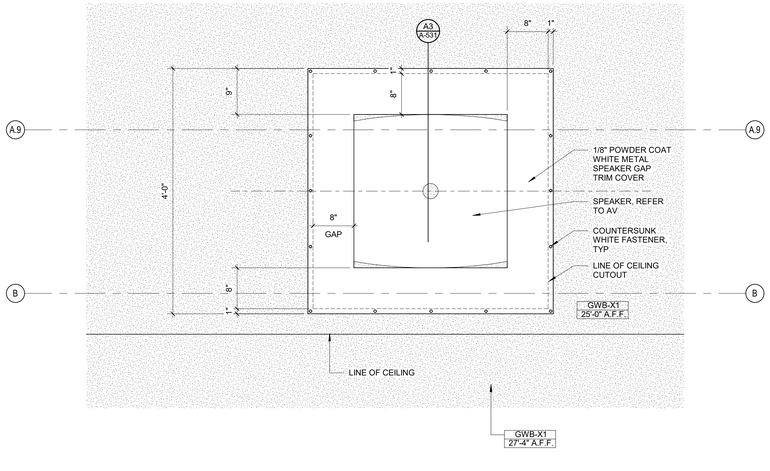

A1 / A-531 **ENPLAN-RCP- SPEAKER COVER TRIM TYP**

1" = 1'-0"

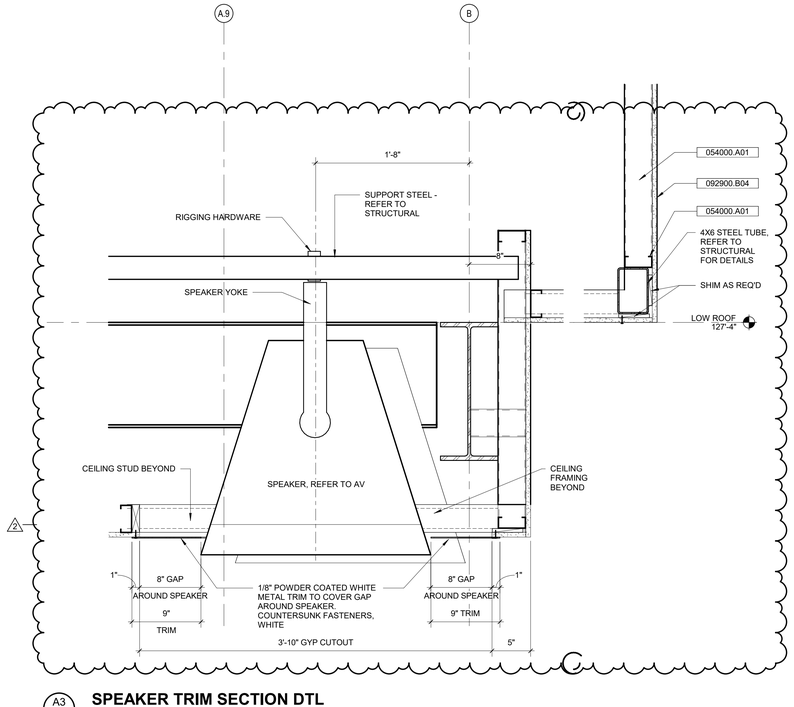

A3 / A-531 **SPEAKER TRIM SECTION DTL**

1 1/2" = 1'-0"

IN128 - JAMES T. MORRIS ARENA

Ohio St & N Blackford St
Indianapolis, IN 46202

IU Project NO. 20240127

Owner
INDIANA UNIVERSITY BOARD OF TRUSTEES
2901 EAST DISCOVERY PARKWAY
BLOOMINGTON, IN 47408
812-855-1692

Architect
RATIO
101 SOUTH PENNSYLVANIA STREET
INDIANAPOLIS, IN 46204
317-633-4040

Structural Engineer
FINK ROBERTS AND PETRIE, INC.
3535 EAST 96TH STREET
SUITE 126
INDIANAPOLIS, IN 46240
317-872-8400

Mechanical / Electrical
INTROBA
8250 HAVERSTICK ROAD
SUITE 285
INDIANAPOLIS, IN 46240
800-404-7677

Plumbing Engineer
DLZ
138 N. DELAWARE ST
INDIANAPOLIS, IN 46204
317-633-4120

Acoustics / Technology Engineer
WJHW
7220 W. JEFFERSON AVE
SUITE 216
LAKEWOOD, CO 80235
972-934-3700

Civil Engineer
AMERICAN STRUCTUREPOINT, INC.
9025 RIVER ROAD
SUITE 200
INDIANAPOLIS, IN 46240
317-547-5580

Food Service Consultant
CINILITTLE
3405 NW 9TH AVENUE #1202
FORT LAUDERDALE, FL 33309
954-846-9600

Code Consultant
FORZA
2502 WEST MECHANIC ST, SUITE C
HARRISONVILLE, MO 64701
816-806-3729

SEAL | DATE 02/03/25

WILLIAM A. BROWNE, JR. REGISTERED No. AR00034154 STATE OF INDIANA ARCHITECT

SHEET ISSUE

1	ADDENDUM 01	01/27/25
2	ADDENDUM 02	02/03/25

COPYRIGHT NOTICE: THIS ARCHITECTURAL AND ENGINEERING DRAWING IS GIVEN IN CONFIDENCE AND SHALL BE USED ONLY PURSUANT TO THE AGREEMENT WITH RATIO. RATIO OWNS ITS COPYRIGHTS AND NO DUPLICATION MAY BE MADE WITHOUT PRIOR WRITTEN CONSENT OF RATIO. ALL COMMON LAW RIGHTS OF COPYRIGHT AND OTHERWISE ARE HEREBY SPECIFICALLY RESERVED.

PROJECT NO. 23112.000

SHEET TITLE
CEILING DETAILS

SHEET NUMBER
A-531

2/2/2025 10:57:48 PM

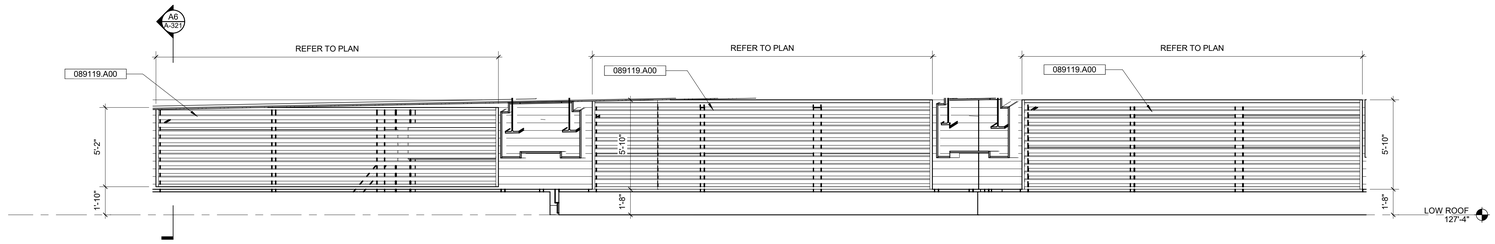

E1 A-630 **LOUVER ELEVATION**
1/4" = 1'-0"

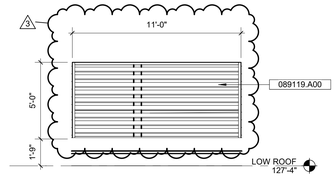

E6 A-630 **LOUVER ELEVATION**
1/4" = 1'-0"

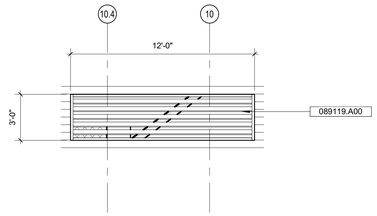

D1 A-630 **LOUVER ELEVATION**
1/4" = 1'-0"

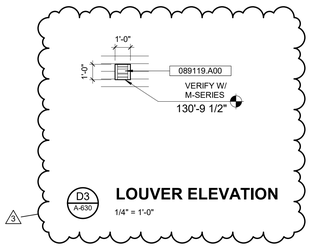

D3 A-630 **LOUVER ELEVATION**
1/4" = 1'-0"

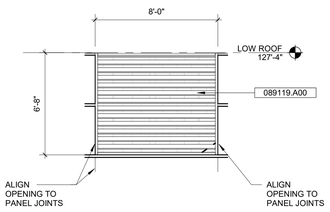

C1 A-630 **LOUVER ELEVATION**
1/4" = 1'-0"

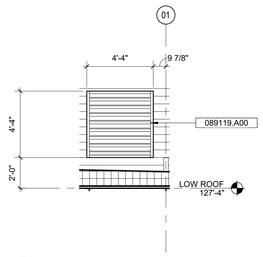

C2 A-630 **LOUVER ELEVATION**
1/4" = 1'-0"

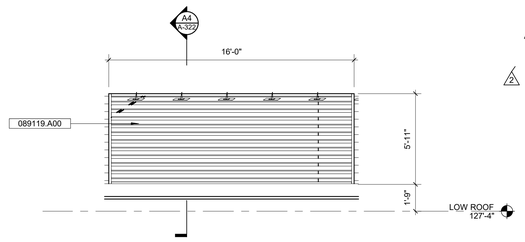

C4 A-630 **LOUVER ELEVATION**
1/4" = 1'-0"

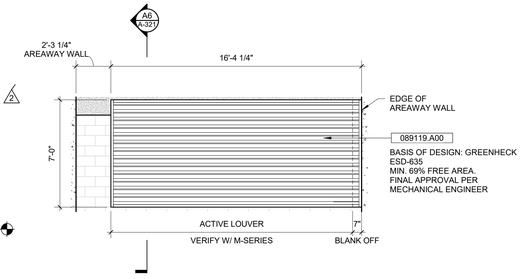

C6 A-630 **EXT ELEV - LOUVER AREAWAY**
1/4" = 1'-0"

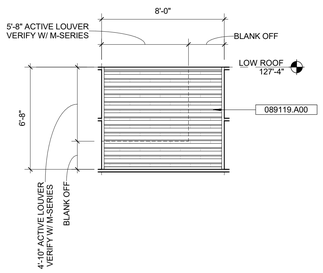

A1 A-630 **LOUVER ELEVATION**
1/4" = 1'-0"

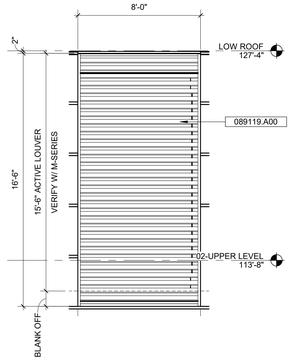

A3 A-630 **LOUVER ELEVATION**
1/4" = 1'-0"

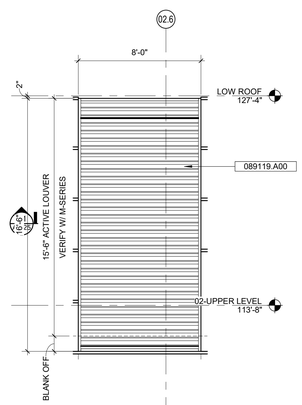

A4 A-630 **LOUVER ELEVATION**
1/4" = 1'-0"

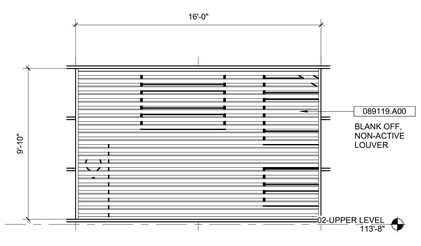

A5 A-630 **LOUVER ELEVATION**
1/4" = 1'-0"

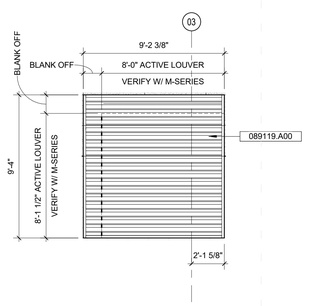

A6 A-630 **LOUVER ELEVATION**
1/4" = 1'-0"

KEYNOTES (SPEC BASED)

061600.A00

089119.A00	FIXED LOUVERS

KEYNOTES (ACTION/GENERAL)

00-A1

IN128 - JAMES T. MORRIS ARENA

Ohio St & N Blackford St
Indianapolis, IN 46202

IU Project NO. 20240127

Owner
INDIANA UNIVERSITY BOARD OF TRUSTEES
2901 EAST DISCOVERY PARKWAY
BLOOMINGTON, IN 47408
812-855-1692

Architect
RATIO
101 SOUTH PENNSYLVANIA STREET
INDIANAPOLIS, IN 46204
317-633-4040

Structural Engineer
FINK ROBERTS AND PETRIE, INC.
3535 EAST 96TH STREET
SUITE 126
INDIANAPOLIS, IN 46240
317-872-8400

Mechanical / Electrical
INTROBA
8250 HAVERSTICK ROAD
SUITE 285
INDIANAPOLIS, IN 46240
800-404-7677

Plumbing Engineer
DLZ
138 N. DELAWARE ST
INDIANAPOLIS, IN 46204
317-633-4120

Acoustics / Technology Engineer
WJHW
7220 W. JEFFERSON AVE
SUITE 216
LAKEWOOD, CO 80235
972-934-3700

Civil Engineer
AMERICAN STRUCTUREPOINT, INC.
9025 RIVER ROAD
SUITE 200
INDIANAPOLIS, IN 46240
317-547-5580

Food Service Consultant
CINILITTLE
3405 NW 9TH AVENUE #1202
FORT LAUDERDALE, FL 33309
954-846-9600

SEAL | DATE 02/03/25

WILLIAM A. BROWNE, JR. REGISTERED No. AR00034154 STATE OF INDIANA ARCHITECT

SHEET ISSUE

1	CONSTRUCTION DOCUMENTS	01/13/25
2	ADDENDUM 01	01/27/25
3	ADDENDUM 02	02/03/25

RATIO

COPYRIGHT NOTICE: THIS ARCHITECTURAL AND ENGINEERING DRAWING IS GIVEN IN CONFIDENCE AND SHALL BE USED ONLY PURSUANT TO THE AGREEMENT WITH RATIO. NO OTHER USE, DISSEMINATION OR REPRODUCTION IS PERMITTED WITHOUT PRIOR WRITTEN CONSENT OF RATIO. ALL COMMON LAW RIGHTS OF COPYRIGHT AND OTHERWISE ARE HEREBY SPECIFICALLY RESERVED.

PROJECT NO. 23112.000

SHEET TITLE
LOUVER ELEVATIONS

SHEET NUMBER
A-630

2/3/2025 12:34:32 AM

EQUIPMENT SCHEDULE

ME-01

TAG	DESCRIPTION	MANUFACTURER	MODEL NO.	COMMENTS
EQ01	FULL HEIGHT REFIGERATOR	FOR REFERENCE ONLY - CONFIRM WITH OWNER	FOR REFERENCE ONLY - CONFIRM WITH OWNER	O.F.C.I.
EQ02	FULL HEIGHT BEVERAGE COOLER	FOR REFERENCE ONLY - CONFIRM WITH OWNER	FOR REFERENCE ONLY - CONFIRM WITH OWNER	O.F.C.I.
EQ03	ADA UC ICE MAKER	FOR REFERENCE ONLY - CONFIRM WITH OWNER	FOR REFERENCE ONLY - CONFIRM WITH OWNER	O.F.C.I.
EQ04	DISHWASHER	FOR REFERENCE ONLY - CONFIRM WITH OWNER	FOR REFERENCE ONLY - CONFIRM WITH OWNER	O.F.C.I.
EQ27	75" TV MONITOR	FOR REFERENCE ONLY	FOR REFERENCE ONLY	REFERENCE AV/IT DRAWINGS
EQ37	GAME CLOCK	FOR REFERENCE ONLY	FOR REFERENCE ONLY	REFERENCE AV/IT DRAWINGS
EQ-04	ADA UC REFRIGERATOR	FOR REFERENCE ONLY - CONFIRM WITH OWNER	FOR REFERENCE ONLY - CONFIRM WITH OWNER	O.F.C.I.
EQ-05	COMMERCIAL ICE MAKER	FOR REFERENCE ONLY - CONFIRM WITH OWNER	FOR REFERENCE ONLY - CONFIRM WITH OWNER	O.F.C.I.
EQ-06	HYDROTHERAPY POOL	FOR REFERENCE ONLY - CONFIRM WITH SPECIFICATIONS	FOR REFERENCE ONLY - CONFIRM WITH SPECIFICATIONS	O.F.C.I.
EQ-07	FLOOR PRINTER / COPIER	FOR REFERENCE ONLY - CONFIRM WITH OWNER	FOR REFERENCE ONLY - CONFIRM WITH OWNER	O.F.C.I.
EQ-08	UNDER COUNTER MICROWAVE	FOR REFERENCE ONLY - CONFIRM WITH OWNER	FOR REFERENCE ONLY - CONFIRM WITH OWNER	O.F.C.I.
EQ-09	ESPRESSO MACHINE	FOR REFERENCE ONLY - CONFIRM WITH OWNER	FOR REFERENCE ONLY	O.F.C.I.
EQ-10	COUNTERTOP WATER FILLER	FOR REFERENCE ONLY - CONFIRM WITH OWNER	FOR REFERENCE ONLY - CONFIRM WITH OWNER	O.F.C.I.
EQ-11	Refrigerator, Undercounter, Glass Door	Hoshizaki	HR15A-G	O.F.C.I.
EQ-12	TRASH DROP BIN			O.F.C.I.
EQ-13	SHREDDER			O.F.C.I.
EQ-14	COFFEE MAKER			O.F.C.I.
SE-02	COMMERCIAL DRYER, PROFESSIONAL LINE 5000 DRYER 83LB CAPACITY			

FINISH SCHEDULE

CT-01

				FINISH DESCRIPTION					
LOCATION	FINISH TYPE	TAG	MANUFACTURER	STYLE	SIZE	PRODUCT NUMBER	COLOR	INSTALL NOTES	COMMENTS
WALL	STRETCH WALL FABRIC SYSTEM	AT-01	NOVA WALL	NOVASPAN WITH EDGE SYSTEM	REFER TO ELEVATIONS		CUSTOM COLOR; CUSTOM PRINTED GRAPHICS	INSTALLED TO BE REMOVABLE	CONTACT MARCO CAPONI; mcaponi@kwcompany.com
WALL	STRETCH WALL FABRIC SYSTEM	AT-02			REFER TO ELEVATIONS				
WALL	NO LONGER USED	AWP-01	NO LONGER USED		N/A		N/A	N/A	N/A
WALL	CORNER GUARD	CG-01			8'H		STAINLESS STEEL BRUSHED		EVENT LEVEL CORRIDORS GYP WALLS OUTSIDE CORNERS
WALL	PORCELAIN TILE	CT-01	DALTILE	ARTCRAFTED	3" x 12" VERTICAL STACK	AC23	COCONUT GLOSSY	VERTICAL STACK, WALL TILE TO TERMIANTE AT 7' - PAINT WALL EPT-01 ABOVE. TOP TO BE FINISHED WITH SCHLUTER QUADEC. BEGIN WITH FULL TILE AT FLOOR. SCHLUTER JOLLY AT OUTSIDE CORNERS, TYP.	GROUT TBD.
WALL	PORCELAIN TILE	CT-04	DALTILE	COLOR WHEEL	4" X 12"	SH77	MATTE CURRANT	VERTICAL STACK, WALL TILE TO TERMIANTE AT 7'. TOP TO BE FINISHED WITH SCHLUTER QUADEC. BEGIN WITH FULL TILE AT FLOOR. SCHLUTER JOLLY AT OUTSIDE CORNERS, TYP.	GROUT TBD
WALL	PORCELAIN TILE	CT-05	TILE BAR	ERA	12" X 24"		LINEN WHITE	VERTICAL STACK, WALL TILE TO TERMIANTE AT 7'. TOP TO BE FINISHED WITH SCHLUTER QUADEC. BEGIN WITH FULL TILE AT FLOOR. SCHLUTER JOLLY AT OUTSIDE CORNERS, TYP.	GROUT TBD
WALL	CERAMIC TILE	CT-06	BEDROSIANS	CLOE	2.5" X 8"	DECCLOWHI 28G	WHITE	VERTICAL STACK. SCHLUTER JOLLY AT OUTSIDE CORNERS, TYP. NUTRITION AREAS BACKSPLASH	GROUT TBD
WALL	CERAMIC TILE	CT-07	DALTILE	PANORMAIC POCELAIN SURFACE - INDUSTRAIL SELECTION	LARGE FORMAT, 6MM THICKNESS, SEE ELEVATION	CM07	BELMOUNT TERRACE	LHT MORTAR SETTING, G.C. TO SUBMIT SEAMING AND SLAB DIAGRAM	CONCOURSE NORTH/ SOUTH WALLS UP TO 48"
WALL	CERAMIC TILE	CT-08	DALTILE	COLOR WHEEL LINEAR	JOLLY	SA/212J	MATTE CURRANT	COLOR MATCH RED GROUT	LOCKER ROOM ACCENT WALL TILE
WALL	MICROCEMENT	CW-01	CRAFTEX	ECO - CEMENT TRANSIT	REFER TO ELEVATIONS		BLENDED KHAKI		
WALL	MICROCEMENT	CW-02	CRAFTEX	ECO - CEMENT TRANSIT	REFER TO ELEVATIONS		INTENSE RED		
WALL	EPOXY PAINT	EPT-01	SHERWIN WILLIAMS	PER SPECIFICATION	N/A		MATCH PT-01		REFER TO PROJECT MANUAL FOR SPECIFICATIONS
WALL	WALL PROTECTION	FRP-01	MARLITE	SMOOTH FRP PANEL, CLASS A		S100G	WHITE	PROVIDE ALL ACCESSORY PIECES REQUIRED FOR INSTALLATION	
WALL	GLASS	GLMB-01	CLARUS	GLIDE	REFER TO DRAWINGS	C100	<varies>	COORDINATE WITH AV DRAWINGS	
WALL	MIRROR	MR-01							TRAINING WEIGHT ROOM WALLS. REFER TO ELEVATIONS & DETAILS
WALL	EXPANDED METAL MESH SCREEN SYSTEM	MT-01	AMICO ARCHITECTURAL OR APPROVED ALTERNATE	RAISED EXPANDED MESH U EDGING FRAMING, 1/2"	REFER TO ELEVATIONS	#9R	POWDERED COATED WHITE	DELEGATED DESIGN FOR REMOVABLE PANELS, CONTACT STEVE NGO, sngo@amicoarchitectural.com	G.C. TO COORDINATE WITH ARCHITECT FOR MOCK-UP
WALL	EXPANDED METAL MESH SCREEN SYSTEM	MT-02	MCHNICHOLS	SQUARE WHITE MESH 1"X1" WITH U EDGING FRAMING	REFER TO ELEVATIONS		POWDERED COATED WHITE		EVENT LEVEL NUTRITION & ATHLETE LOUNGE
WALL	FINISH TRANSITION TRIM	MTL-01	SCHLUTER	JOLLY	PER APPLICATION	N/A	SATIN ANODIZED	TO BE INSTALLED AT ALL OUTSIDE CORNERS OF WALL TILE	
WALL	FINISH AND FLOOR TRANSITION TRIM	MTL-02	SCHLUTER	SCHIENE	PER APPLICATION	AE200	SATIN ANODIZED	AT ALL EXPOSED TOP AND BOTTOM EDGES OF TILE WALL AND ALL OUTSIDE CORNERS	MITER CORNERS OF TRIM, TYP. ORIENT TRIM SO LONG EDGE OF PROFILE IS EXPOSED TO NON-DOMINAT ELEATION AT OUTSIDE CORNERS; PROVIDE LAYOUT FOR REVIEW PRIOR TO INSTALL
WALL	PAINT	PT-01	SHERWIN WILLIAMS	EGG SHELL	N/A	SNOWBELT	9623		
WALL	PAINT	PT-02		CUSTOM PAINTED GRAPHIC	N/A			LEVEL 5 WALL FINISH	
WALL	PAINT	PT-03	SHERWIN WILLIAMS	EGG SHELL	N/A		TO MATCH PANTONE PMS 201		ACCENT RED PAINT
WALL	PAINT	PT-04	SHERWIN WILLIAMS	PER SPECIFICATION	N/A				EXPOSED STRUCTURE (COLUMNS, BEAMS, DUCTS)
WALL	PAINT	PT-05	SHERWIN WILLIAMS	SATIN (WALLS). FLAT (CEILINGS)	N/A	SW7069	IRON ORE		
WALL	PAINT	PT-06	SHERWIN WILLIAMS	SATIN (WALLS). FLAT (CEILINGS)	N/A	SW 9168	ELEPHANTS EAR		
WALL	STONE	ST-01		GAMMASTONE SYSTEM					
WALL	CUSTOM WALL GRAPHIC	WC-01	ARTWORK TO BE PROVIDED IN GRAPHICS PACKAGE	VINYL	CUSTOM GRAPHIC WALLCOVERING UP TO 8'H (ALIGN WITH TOP OF DOOR FRAMES). SEE INTERIOR ELEVATION FOR TYPICAL ALIGNMENT. TERMINATE AT INSIDE CORNERS.		SEE GRAPHICS PACKAGE	WALL TO BE LEVEL FOR FOR APPLICATION	
WALL	WALLCOVERING	WC-02	DESIGNTEX	WANNABE	SEE ELEVATION	6646-301	MARASCHINO		IU OFFICE & TRACK & FIELD BANQUETTE WALLS
WALL	WALLCOVERING	WC-03	DESIGNTEX	CIRRUS	SEE PLAN	8406-701	CRUISE	ALL OUTSIDE CORNERS TO RECEIVE FRY REGLET WCTOSC	TRACK & FIELD PRIVATE OFFICE
WALL	WALLCOVERING	WC-04	CARNEGIE	XOREL METETOR	SEE PLAN	6427W 2024	2024	ALL OUTSIDE CORNERS TO RECEIVE FRY REGLET WCTOSC	TRACK & FIELD RECEPTION WALL, UPPER LEVEL ALCOVES
WALL	WALLCOVERING	WC-05	CARNEGIE	XOREL METETOR	SEE PLAN	6427 759	759	COORDINATE WITH SPEC	TO BE USED ON OPERABLE WALL
WALL	WOOD VENEER	WDV-01		RIFT CUT WHITE OAK			STAIN TO MATCH DESIGNER'S CONTROL SAMPLE, MATTE SEALER		VENEER GRAIN TO RUN VERTICAL
WALL	NO LONGER USED	WP-01	N/A	NO LONGER USED				NO LONGER USED	NO LONGER USED
BASE	EPOXY WALL BASE	EPB-01	SHERWIN WILLIAMS DURA-AFLEX	POLY CRETE SLB	6" H		ARCHITECT TO SELECT FROM MANUFACTURER'S FULL COLOR RANGE		
BASE	WALL BASE-RUBBER	RB-01	JOHSONITE	ROLLED GOODS, C	4"H		80 FAWN		
BASE	WALL BASE-RUBBER	RB-02	ROPPE	ROLLED GOODS, C	4"H		GRAY		
BASE	WALL BASE-RUBBER	RB-03	ROPPE	ROLLED GOODS, C	4"H		TO MATCH WC-03 NAVY		
BASE	WALL BASE-RUBBER	RB-04	ROPPE	ROLLED GOODS, C	4"H		TO MATCH PT-06		
BASE	SOLID SURFACE	SSB-01	CORAIN		8"H		SILVER GRAY		
BASE	WOOD BASE	WDB-01							
BASE	WOOD BASE	WDB-02		FLUSH WOOD BASE PAINTED TO MATCH ADJACENT WALL.					
FLOOR	CARPET TILE	CPT-01	INTERFACE	SASHIKO STITCH	25CM X 1M	POPPY	106617	ASHLAR	LOCKER ROOM CARPET TILE; CONTACT KAY JACKSON; KAY.JACKSON@INTERFACE.COM
FLOOR	CARPET TILE	CPT-02	INTERFACE	SASHIKO STITCH	25CM X 1M	106614 AND 106617	80% COAL; 20% POPPY	ASHLAR	CONTACT KAY JACKSON; KAY.JACKSON@INTERFACE.COM FOR INSTALL DIAGRAM
FLOOR	CARPET TILE	CPT-03	INTERFACE	WORLD WOVEN	25CM X 1M	105602	LINEN STITCH	ASHLAR	OFFICE CARPET TILE
FLOOR	CARPET TILE	CPT-04	INTERFACE	WW890	25CM X 1M	105384	FLANNEL DOBBY	ASHLAR	CONFERENCE ROOM CARPET
FLOOR	CARPET TILE	CPT-05	INTERFACE	SASHIKO STITCH	25CM X 1M	106617	POPPY	ASHLAR	ATHLETE LOUNGE RED ACCENT CARPET
FLOOR	PORCELAIN TILE	CT-02	DALTILE	ASSEMBLE	2"X 2"	AS1122SWATCH	MAGISTRATE AS11		LOCKER ROOM WET AREAS FLOOR
FLOOR	PORCELAIN TILE	CT-03	TILE BAR	ERA	24" X 48"		SLATE GRAY	GRID HORIZONTAL	GROUT TBD
FLOOR	EPOXY FLOOR	EP-01	SHERWIN WILLIAMS DURA-AFLEX	POLY CRETE SLB	PER APPLICATION		ARCHITECT TO SELECT FROM MANUFACTURER'S FULL COLOR RANGE		
FLOOR	POLISHED CONCRETE	PC-01	N/A	PER SPECIFICATION. AGGREGATE BLEND TO MATCH ARCHITECT'S SAMPLE. PROVIDE PROTECTIVE PENETRATING SEALER AT PLUMBING LOCATIONS.	N/A				
FLOOR	RUBBER FLOOR	RBF-01	ECORE ATHLETIC	PERFORMANCE RALLY			CHARCOAL		
FLOOR	RUBBER FLOOR	RBF-02	ECORE ATHLETIC	PERFORMANCE RALLY			RED		
FLOOR	RUBBER FLOOR	RF-01	NORA BY INTERFACE	NORAMENT CASTELLO	39.53in x 39.53in	6352	CITADEL		
FLOOR	SEALED CONCRETE	SC-01	N/A	PER SPECIFICATION					
FLOOR	WOOD STAIR TREAD	WD-01		RIFT CUT WHITE OAK TO MATCH WDV-01	REFER TO DETAILS, PROVIDE FULL LENGTH OF TREAD		TO MATCH WDV-01		HARDWOOD AT RM 109 STAIR TREAD AND LANDINGS
FLOOR	WOOD ATHLETIC FLOORING	WDF-01		REFER TO PROJECT MANUAL FOR SPECIFICATIONS					REFER TO PROJECT MANUAL FOR SPECIFICATIONS
FLOOR	WALK OFF CARPET	WO-01	INTERFACE	STEP REPEAT COLLECTION	19.69 in x 19.69 in	SR6999	10493 IRON		GLASBAC BACKING
CEILING	ACOUSTICAL CEILING	ACT-01	ARMSTRONG	ULTIMA; TEGULAR EDGE; 9/16" GRID	24"X24"X3/4"	1952	STANDARD WHITE		
CEILING	ACOUSTICAL CEILING	ACT-02	ARMSTRONG	ULTIMA; TEGULAR EDGE; 9/16" GRID	24"X48"X3/4"	1993	STANDARD WHITE		
CEILING	ACOUSTICAL CEILING	ACT-03	ARMSTRONG	KITCHEN ZONE	24"X24"X3/4"	673	STANDARD WHITE		FOOD AREAS
CEILING	ACOUSTICAL CEILING	ACT-04	ARMSTRONG	CALLA; TEGULAR EDGE, 9/16" GRID BLACK	24"X48"X3/4"	2825	BLACK		LOCKER ROOM SPECIAL CEILING
CEILING	ACOUSTICAL CEILING	ACT-05	ARMSTRONG	TECH ZONE; ULTIMA; TEGULAR EDGE; 9/16" GRID	48"X6" & 48"X48"X3/4"	1423	STANDARD WHITE	COORDINATE ALIGNMENT OF LIGHT FIXTURES AND DIFFUSERS WITHIN 6" ZONE	EVENT LEVEL LOUNGE
CEILING	ACOUSTICAL CEILING	ACT-06	ARMSTRONG	ULTIMA; TEGULAR EDGE; 9/16" GRID	24"X60"X3/4"	1994	STANDARD WHITE		PRE-FUNCTION
MILLWORK/ CASEWORK	PLASTIC LAMINATE	PL-01	WILSONART	FINE VELVET FINISH	REFER TO DRAWINGS	7938-38	NEW AGE OAK		
MILLWORK/ CASEWORK	PLASTIC LAMINATE	PL-02	WILSONART	SOLICOR	REFER TO DRAWINGS	D354 60 MATTE FINISH	DESIGNER WHITE		
MILLWORK/ CASEWORK	QUARTZ	QTZ-01	CAMBRIA	CLASSIC SERIES	REFER TO DRAWINGS		DUNMORE		
MILLWORK/ CASEWORK	SOLID SURFACE	SSB-02	CORIAN	SOLID SURFACE	1/4" THICK; REFER TO DRAWINGS		HOT	INSTALL AROUND RADIUS CORNER	CORNER VOLUMES BASE RED
MILLWORK/ CASEWORK	SOLID SURFACE	SSM-01	HANEX	HELSINKI	REFER TO DRAWINGS	B-031	HELSINKI		
MILLWORK/ CASEWORK	SOLID SURFACE	SSM-03	CORIAN	SOLID SURFACE	1/4" THICK; REFER TO DRAWINGS		NATURAL GRAY		BASE @ MICROCEMENT GREY COLUMN WRAPS
TEXTILE	TEXTILE - SHOWER CURTAIN	TEX-01	INPRO	CHALET	72" WIDE	-	SNOW		ANTIMICROBIAL, POLYESTER SHOWER CURTAIN
TEXTILE	UPHOLSTERY TEXTILE	TEX-02	DESIGNTEX	TOUR		3072	CARNIVAL		BANQUETTE AT BREAK ROOM
TEXTILE	UPHOLSTERY TEXTILE	TEX-03	DESIGNTEX	HEATHER		3473	CARDINAL		BANQUETTE AT OFFICE RECEPTION
MISCELLANEOUS	WINDOW TREATMENT	WT-01	MECHOSHADE	MOTORIZED ROLLER SHADE, MERMET E SCREEN 3% OPENNESS SHADE FABRIC WITH KOOLBLACK			SHADE CLOTH: MERMET CHARCOAL/GREY-STONE FASCIA: TBD		
MISCELLANEOUS	WINDOW TREATMENT	WT-02	MECHOSHADE	MANUAL ROLLER SHADE, MERMET E SCREEN 3% OPENNESS SHADE FABRIC WITH KOOLBLACK			SHADE CLOTH COLOR TO MATCH WT-01, FACIA COLOR - TBD	REFER TO WALL SECTIONS FOR DETAILS	OFFICES LEVELS 1&2

2/2/2025 10:57:52 PM

IN128 - JAMES T. MORRIS ARENA

Ohio St & N Blackford St
Indianapolis, IN 46202

IU Project NO. 20240127

Owner
INDIANA UNIVERSITY BOARD OF TRUSTEES
2901 EAST DISCOVERY PARKWAY
BLOOMINGTON, IN 47408
812-855-1692

Architect
RATIO
101 SOUTH PENNSYLVANIA STREET
INDIANAPOLIS, IN 46204
317-633-4040

Structural Engineer
FINK ROBERTS AND PETRIE, INC.
3535 EAST 96TH STREET
SUITE 126
INDIANAPOLIS, IN 46240
317-872-8400

Mechanical / Electrical
INTROBA
8250 HAVERSTICK ROAD
SUITE 285
INDIANAPOLIS, IN 46240
800-404-7677

Plumbing Engineer
DLZ
138 N. DELAWARE ST
INDIANAPOLIS, IN 46204
317-633-4120

Acoustics / Technology Engineer
WJHW
7220 W. JEFFERSON AVE
SUITE 216
LAKEWOOD, CO 80235
972-934-3700

Civil Engineer
AMERICAN STRUCTUREPOINT, INC.
9025 RIVER ROAD
SUITE 200
INDIANAPOLIS, IN 46240
317-547-5580

Food Service Consultant
CINILITTLE
3405 NW 9TH AVENUE #1202
FORT LAUDERDALE, FL 33309
954-846-9600

Code Consultant
FORZA
2502 WEST MECHANIC ST, SUITE C
HARRISONVILLE, MO 64701
816-806-3729

SEAL | DATE 02/03/25

WILLIAM A. BROWNE, JR. REGISTERED No. AR00034154 STATE OF INDIANA ARCHITECT

SHEET ISSUE

1	CONSTRUCTION DOCUMENTS	01/13/25
2	ADDENDUM 02	02/03/25

RATIO

COPYRIGHT NOTICE: THIS ARCHITECTURAL AND ENGINEERING DRAWING IS GIVEN IN CONFIDENCE AND SHALL BE USED ONLY PURSUANT TO THE AGREEMENT WITH RATIO. NO OTHER USE, DISSEMINATION OR DUPLICATION MAY BE MADE WITHOUT PRIOR WRITTEN CONSENT OF RATIO. ALL COMMON LAW RIGHTS OF COPYRIGHT AND OTHERWISE ARE HEREBY SPECIFICALLY RESERVED.

PROJECT NO. 23112.000

SHEET TITLE
FINISH & EQUIPMENT SCHEDULE

SHEET NUMBER
A-650

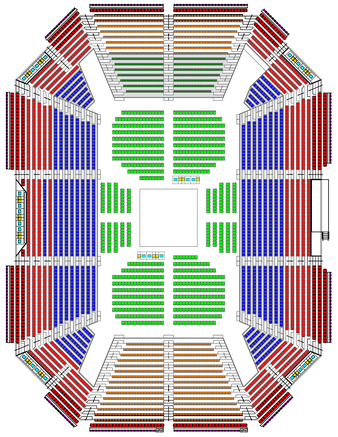

F1 / A-901 **SEATING BOWL REFERENCE - CENTER STAGE**
1/32" = 1'-0"

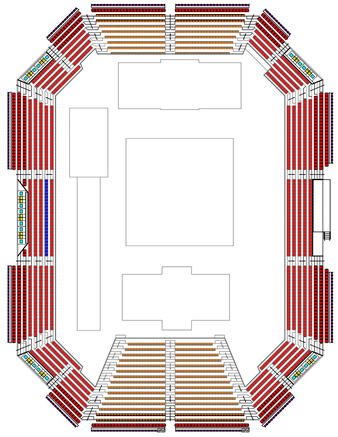

F3 / A-901 **SEATING BOWL REFERENCE - GYMNASTICS**
1/32" = 1'-0"

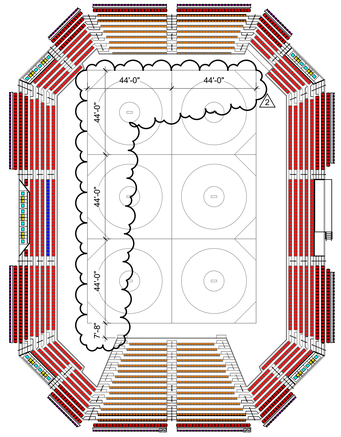

F6 / A-901 **SEATING BOWL REFERENCE - WRESTLING**
1/32" = 1'-0"

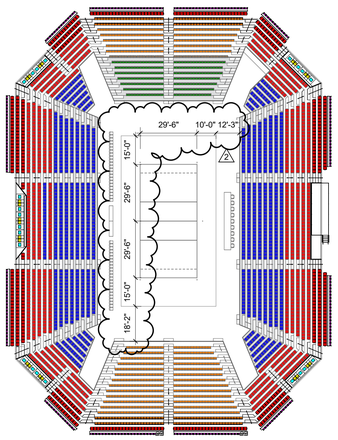

C1 / A-901 **SEATING BOWL REFERENCE - VOLLEYBALL**
1/32" = 1'-0"

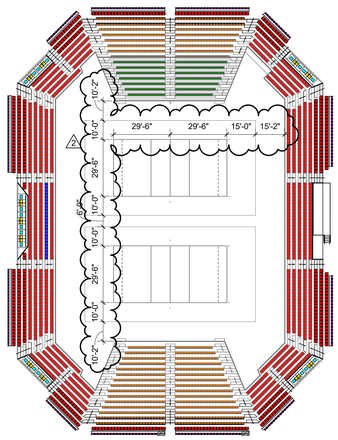

C3 / A-901 **SEATING BOWL REFERENCE - DUAL VOLLEYBALL**
1/32" = 1'-0"

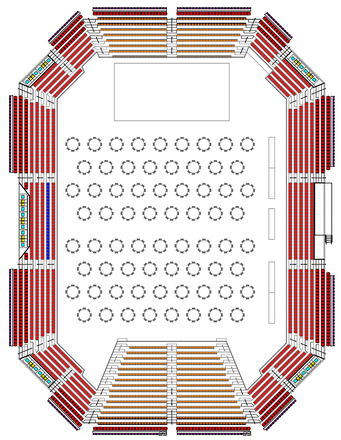

C6 / A-901 **SEATING BOWL REFERENCE - BANQUET**
1/32" = 1'-0"

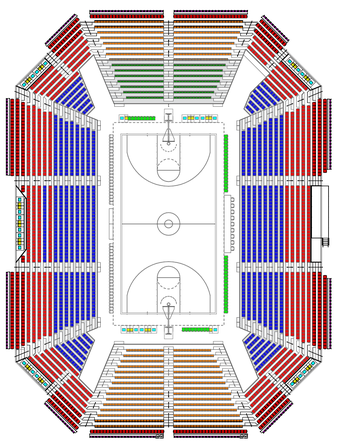

A1 / A-901 **SEATING BOWL REFERENCE - BASKETBALL**
1/32" = 1'-0"

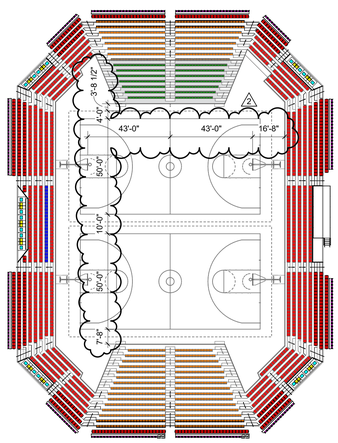

A3 / A-901 **SEATING BOWL REFERENCE - DUAL BASKETBALL**
1/32" = 1'-0"

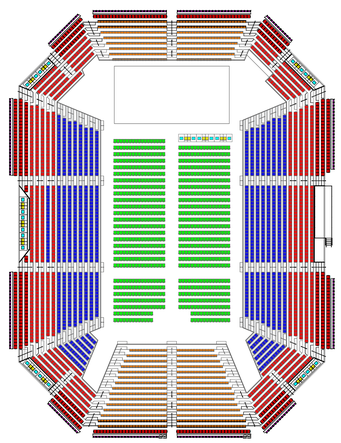

A6 / A-901 **SEATING BOWL REFERENCE - NORTH STAGE**
1/32" = 1'-0"

ATHLETIC SEATING SCHEDULE

ME-01

COLOR

TAG	DESCRIPTION
S1-A	20" Stadium Seat on Precast Treads
S1-B	20" Stadium Seat on Telescopic System
S2-A	18" Bench Seat with Foldable Backrest on Precast
S2-B	18" Bench Seat with Foldable Backrest on Telescopic System

ATHLETIC SEATING (FURNITURE)

TAG	Description
S3	Wheelchair Seat Position
S4	Wheelchair Companion Seat
S5	Loose Concourse Bar Stool Seat 20" OC on Slab
S6	19" Courtside Seat - Loose Chair on Arena Floor

IN128 - JAMES T. MORRIS ARENA

Ohio St & N Blackford St
Indianapolis, IN 46202

IU Project NO. 20240127

Owner
INDIANA UNIVERSITY BOARD OF TRUSTEES
2901 EAST DISCOVERY PARKWAY
BLOOMINGTON, IN 47408
812-855-1692

Architect
RATIO
101 SOUTH PENNSYLVANIA STREET
INDIANAPOLIS, IN 46204
317-633-4040

Structural Engineer
FINK ROBERTS AND PETRIE, INC.
3535 EAST 96TH STREET
SUITE 126
INDIANAPOLIS, IN 46240
317-872-8400

Mechanical / Electrical
INTROBA
8250 HAVERSTICK ROAD
SUITE 285
INDIANAPOLIS, IN 46240
800-404-7677

Plumbing Engineer
DLZ
138 N. DELAWARE ST
INDIANAPOLIS, IN 46204
317-633-4120

Acoustics / Technology Engineer
WJHW
7220 W. JEFFERSON AVE
SUITE 216
LAKEWOOD, CO 80235
972-934-3700

Civil Engineer
AMERICAN STRUCTUREPOINT, INC.
9025 RIVER ROAD
SUITE 200
INDIANAPOLIS, IN 46240
317-547-5580

Food Service Consultant
CINILITTLE
3405 NW 9TH AVENUE #1202
FORT LAUDERDALE, FL 33309
954-846-9600

Code Consultant
FORZA
2502 WEST MECHANIC ST, SUITE C
HARRISONVILLE, MO 64701
816-806-3729

SEAL | DATE 02/03/25

WILLIAM A. BROWNE JR. PRESTSYBERG JR. No. AR00034154 STATE OF INDIANA ARCHITECT

SHEET ISSUE

1	CONSTRUCTION DOCUMENTS	01/13/25
2	ADDENDUM 02	02/03/25

COPYRIGHT NOTICE: THIS ARCHITECTURAL AND ENGINEERING DRAWING IS GIVEN IN CONFIDENCE AND SHALL BE USED ONLY PURSUANT TO THE AGREEMENT WITH RATIO. NO OTHER USE, DISSEMINATION OR DUPLICATION MAY BE MADE WITHOUT PRIOR WRITTEN CONSENT OF RATIO. ALL COMMON LAW RIGHTS OF COPYRIGHT AND OTHERWISE ARE HEREBY SPECIFICALLY RESERVED.

PROJECT NO. 23112.000

SHEET TITLE
BOWL CONFIGURATION PLANS

SHEET NUMBER
A-901

2/2/2025 11:05:25 PM

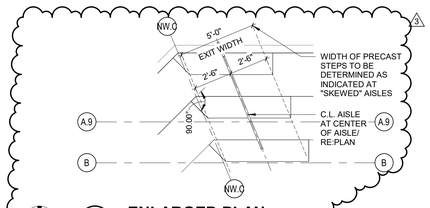

G1 A-902 **ENLARGED PLAN**

1/4" = 1'-0"

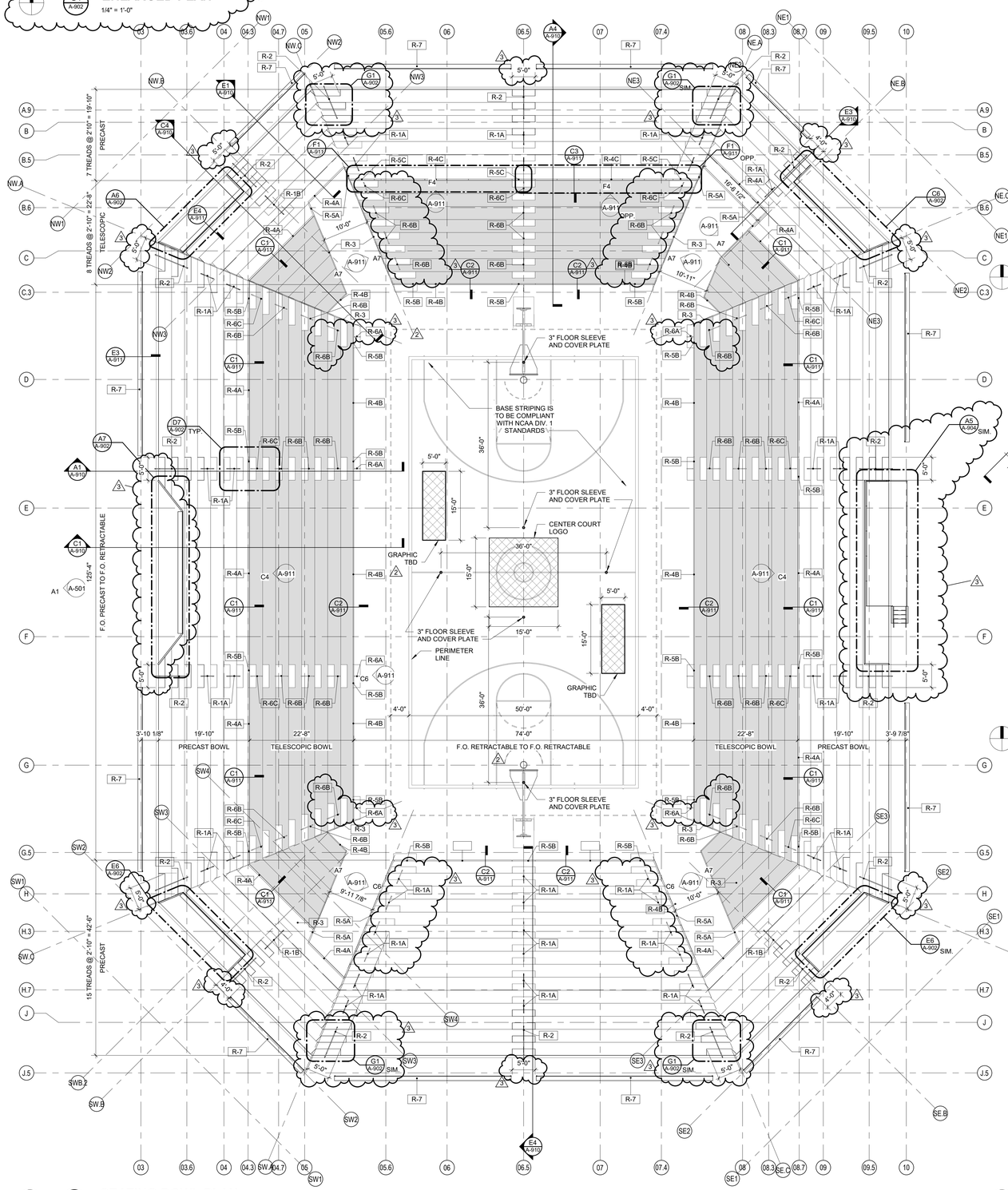

A1 A-902 **SEATING BOWL PLAN**

3/32" = 1'-0"

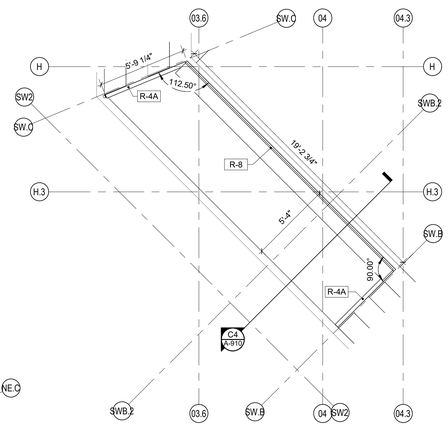

E6 A-902 **ENLARGED PLAN - OVERBUILD**

1/4" = 1'-0"

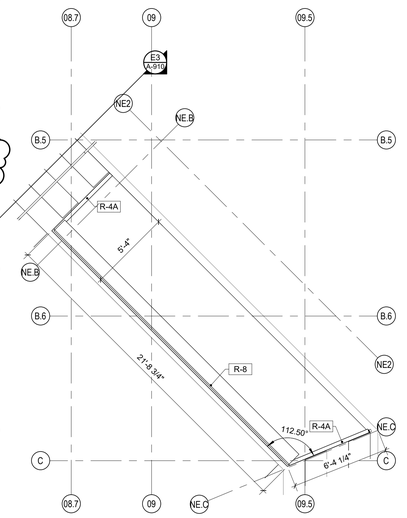

C6 A-902 **ENLARGED PLAN - NORTH EAST**

1/4" = 1'-0"

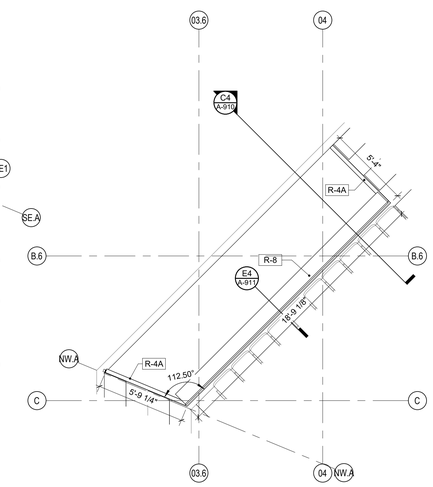

A6 A-902 **ENLARGED PLAN - OVERBUILD**

1/4" = 1'-0"

GENERAL BOWL NOTES

A. ALL PAINT COLORS TO BE CUSTOM PIGMENTS AS DETERMINED BY ARCHITECT AND OWNER.
B. VOLLEYBALL COURT LINES TO BE TAPED. REFER TO A-901/C1 & A-901/C3 FOR SINGLE AND DUAL VOLLEYBALL COURT LAYOUT.

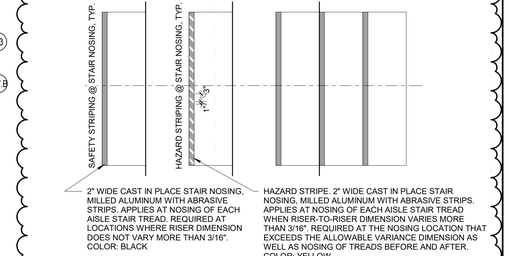

GENERAL NOTE: DETAIL APPLIES THROUGHOUT ENTIRE SEATING BOWL AND ITS COMPONENTS.

E7 A-902 **SEATING BOWL AISTLE STRIPING**

1/2" = 1'-0"

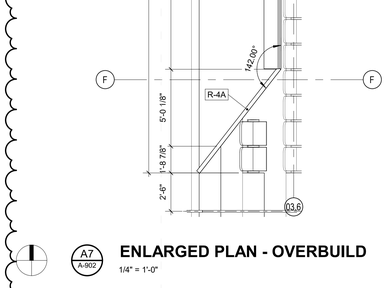

D7 A-902 **ENLARGED PLAN BOWL TRANSITION**

1/4" = 1'-0"

A7 A-902 **ENLARGED PLAN - OVERBUILD**

1/4" = 1'-0"

IN128 - JAMES T. MORRIS ARENA

Ohio St & N Blackford St
Indianapolis, IN 46220

IU Project NO. 20240127

Owner
INDIANA UNIVERSITY BOARD OF TRUSTEES
2901 EAST DISCOVERY PARKWAY
BLOOMINGTON, IN 47408
812-855-1692

Architect
RATIO
101 SOUTH PENNSYLVANIA STREET
INDIANAPOLIS, IN 46204
317-633-4040

Structural Engineer
FINK ROBERTS AND PETRIE, INC.
3535 EAST 96TH STREET
SUITE 126
INDIANAPOLIS, IN 46240
317-872-8400

Mechanical / Electrical
INTROBA
8250 HAVERSTICK ROAD
SUITE 285
INDIANAPOLIS, IN 46240
800-404-7677

Plumbing Engineer
DLZ
138 N. DELAWARE ST
INDIANAPOLIS, IN 46204
317-633-4120

Acoustics / Technology Engineer
WJHW
7220 W. JEFFERSON AVE
SUITE 216
LAKEWOOD, CO 80235
972-934-3700

Civil Engineer
AMERICAN STRUCTUREPOINT, INC.
9025 RIVER ROAD
SUITE 200
INDIANAPOLIS, IN 46240
317-547-5580

Food Service Consultant
CINILITTLE
3405 NW 9TH AVENUE #1202
FORT LAUDERDALE, FL 33309
954-846-9600

Code Consultant
FORZA
2502 WEST MECHANIC ST, SUITE C
HARRISONVILLE, MO 64701
816-806-3729

SEAL | DATE 02/03/25

WILLIAM A. BROWNE, JR. REGISTERED No. AR00034154 STATE OF INDIANA ARCHITECT

SHEET ISSUE

1	CONSTRUCTION DOCUMENTS	01/13/25
2	ADDENDUM 01	01/27/25
3	ADDENDUM 02	02/03/25

RATIO

COPYRIGHT NOTICE: THIS ARCHITECTURAL AND ENGINEERING DRAWING IS GIVEN IN CONFIDENCE AND SHALL BE USED ONLY FOR THE PURPOSE FOR WHICH IT WAS GIVEN BY RATIO. NO OTHER USE, DISSEMINATION OR DUPLICATION MAY BE MADE WITHOUT PRIOR WRITTEN CONSENT OF RATIO. ALL COMMON LAW RIGHTS OF COPYRIGHT AND OTHERWISE ARE HEREBY SPECIFICALLY RESERVED.

PROJECT NO. 23112.000

SHEET TITLE
DIMENSIONED SEATING BOWL PLAN

SHEET NUMBER
A-902

2/4/2025 9:36:52 AM

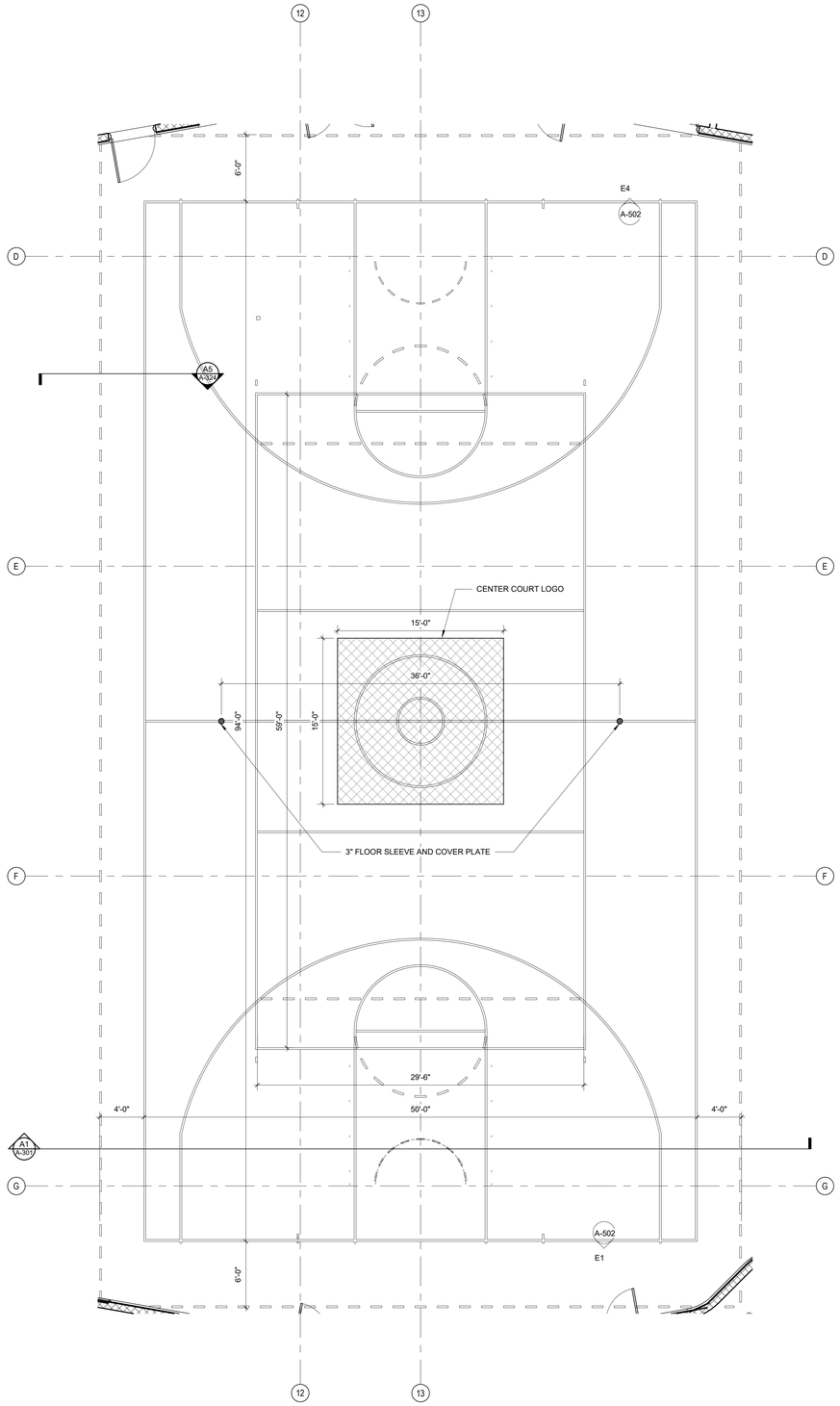

A1 A-904

PRACTICE GYM PLAN

3/16" = 1'-0"

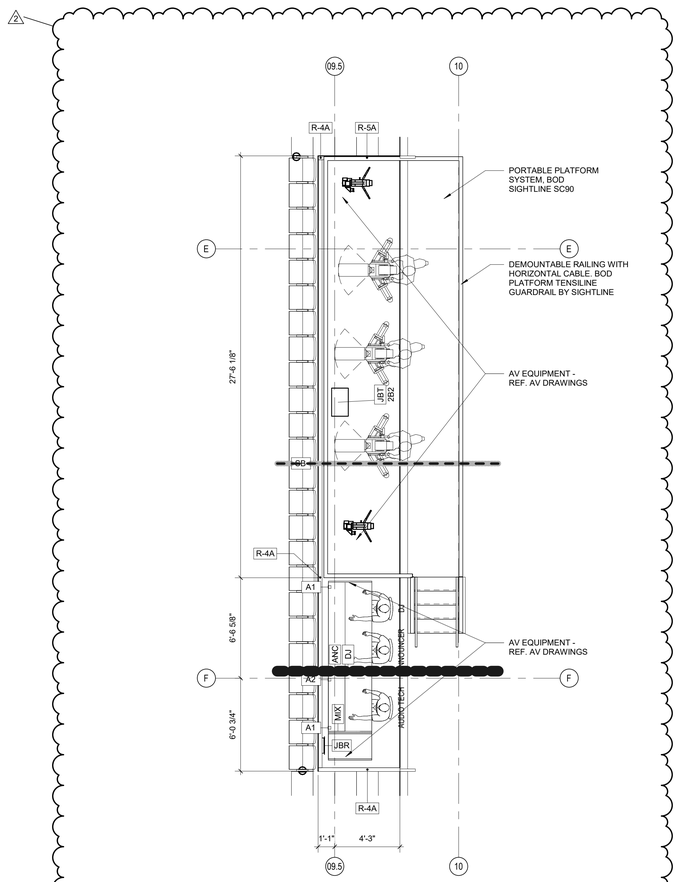

A5 A-904

ENLARGED PLAN - EAST OVERBUILD MIXING AND CAMERAS

1/4" = 1'-0"

IN128 - JAMES T. MORRIS ARENA

Ohio St & N Blackford St
Indianapolis, IN 46202

IU Project NO. 20240127

Owner
INDIANA UNIVERSITY BOARD OF TRUSTEES
2901 EAST DISCOVERY PARKWAY
BLOOMINGTON, IN 47408
812-855-1692

Architect
RATIO
101 SOUTH PENNSYLVANIA STREET
INDIANAPOLIS, IN 46204
317-633-4040

Structural Engineer
FINK ROBERTS AND PETRIE, INC.
3535 EAST 96TH STREET
SUITE 126
INDIANAPOLIS, IN 46240
317-872-8400

Mechanical / Electrical
INTROBA
8250 HAVERSTICK ROAD
SUITE 285
INDIANAPOLIS, IN 46240
800-404-7677

Plumbing Engineer
DLZ
138 N. DELAWARE ST
INDIANAPOLIS, IN 46204
317-633-4120

Acoustics / Technology Engineer
WJHW
7220 W. JEFFERSON AVE
SUITE 216
LAKEWOOD, CO 80235
972-934-3700

Civil Engineer
AMERICAN STRUCTUREPOINT, INC.
9025 RIVER ROAD
SUITE 200
INDIANAPOLIS, IN 46240
317-547-5580

Food Service Consultant
CINILITTLE
3405 NW 9TH AVENUE #1202
FORT LAUDERDALE, FL 33309
954-846-9600

Code Consultant
FORZA
2502 WEST MECHANIC ST, SUITE C
HARRISONVILLE, MO 64701
816-806-3729

SEAL | DATE 02/03/25

WILLIAM A. BROWNE JR. REGISTERED No. AR00034154 STATE OF INDIANA ARCHITECT

SHEET ISSUE

1	CONSTRUCTION DOCUMENTS	01/13/25
2	ADDENDUM 02	02/03/25

RATIO

COPYRIGHT NOTICE: THIS ARCHITECTURAL AND ENGINEERING DRAWING IS GIVEN IN CONFIDENCE AND SHALL BE USED ONLY PURSUANT TO THE AGREEMENT WITH RATIO. NO OTHER USE, DISSEMINATION OR DUPLICATION MAY BE MADE WITHOUT PRIOR WRITTEN CONSENT OF RATIO. ALL COMMON LAW RIGHTS OF COPYRIGHT AND OTHERWISE ARE HEREBY SPECIFICALLY RESERVED.

PROJECT NO. 23112.000

SHEET TITLE
DIMENSIONED PRACTICE GYM PLAN

SHEET NUMBER
A-904

2/4/2025 9:36:53 AM

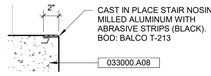

G1 SECTION DETAIL - TYP. TREAD NOSING
A-910
1 1/2" = 1'-0"

SEATING BOWL RAIL TYPES AND DESCRIPTIONS

R-1A	MID-AISLE TWO-LINE HANDRAIL, TWO STEP (PERM)
R-1B	MID-AISLE TWO-LINE HANDRAIL, THREE STEP (PERM)
R-2	MID-AISLE TWO-LINE HANDRAIL, THREE STEP WITH TOP EXTENSION (PERM)
R-3	GUARDRAIL AT ENDS 42" T (TELESCOPICS)
R-4A	PERM RAIL 30" T (ALUMINUM POST, BOLTED TO PRECAST)
R-4B	COURTESY RAIL 30" T (ROW 1, TELESCOPICS, REMOVABLE)
R-4C	REMOVABLE RAIL 30" T (ALUMINUM BAR, POSTS-BOLTED CONNECTION)
R-5A	REMOVABLE RAIL 42" T (PRECAST)
R-5B	REMOVABLE GUARDRAIL 42" T (ALUMINUM POST, BOLTED CONNECTION)
R-5C	REMOVABLE GUARDRAIL 42" T (ALUMINUM POST, BOLTED CONNECTION)
R-6A	SINGLE-LINE P RAIL (20") - BY BLEACHER MANUFACTURER
R-6B	SINGLE-LINE P RAIL (36") - BY BLEACHER MANUFACTURER
R-6C	SINGLE-LINE P RAIL OPP. (32") - BY BLEACHER MANUFACTURER
R-7	DRINK RAIL, 42" T (PERM)
R-8	DRINK RAIL 30" T (PERM)

BOWL RAIL TYPE DESCRIPTION

KEYNOTES (SPEC BASED)

061600.A00

033000.A08	CAST-IN-PLACE CONCRETE STAIR
034100.A00	PRECAST STRUCTURAL CONCRETE
126600.A00	TELESCOPING STANDS

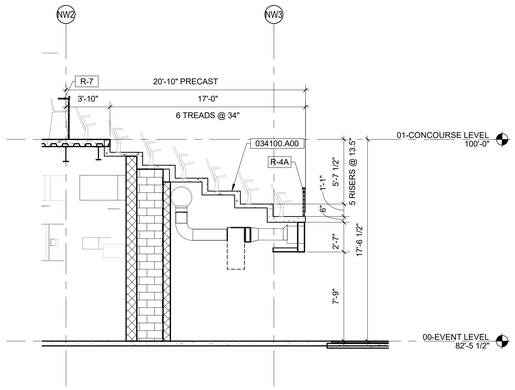

E1 SEATING BOWL SECTION - NW
A-910
3/16" = 1'-0"

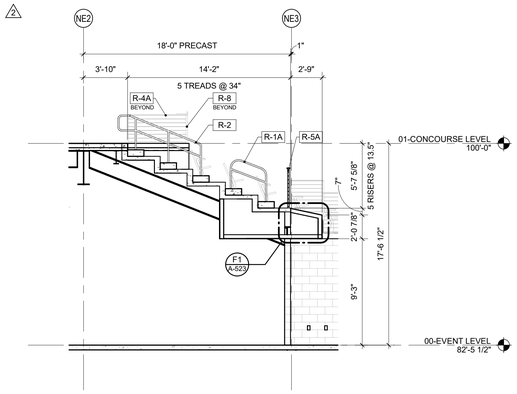

E3 SEATING BOWL SECTION - NE AISLE
A-910
3/16" = 1'-0"

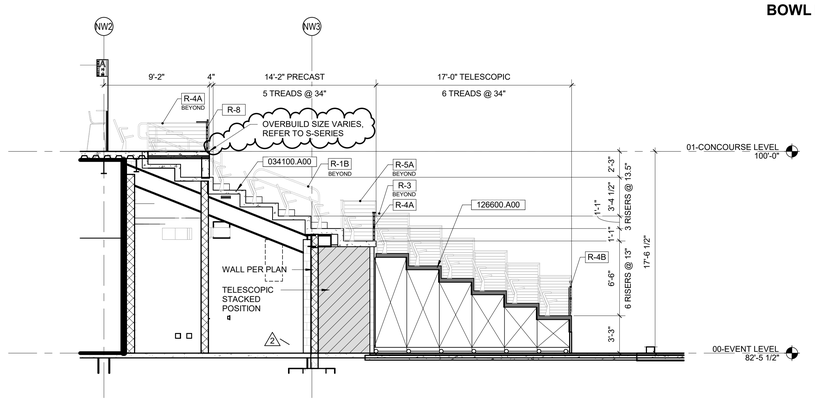

C4 SEATING BOWL SECTION - CORNER
A-910
3/16" = 1'-0"

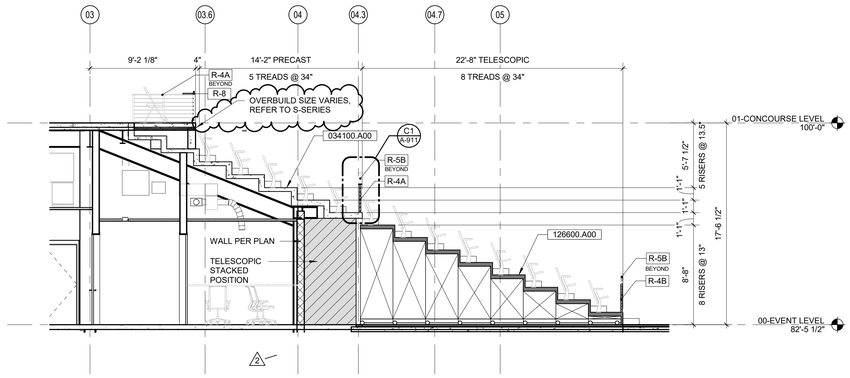

C1 SEATING BOWL SECTION - OVERBUILD
A-910
3/16" = 1'-0"

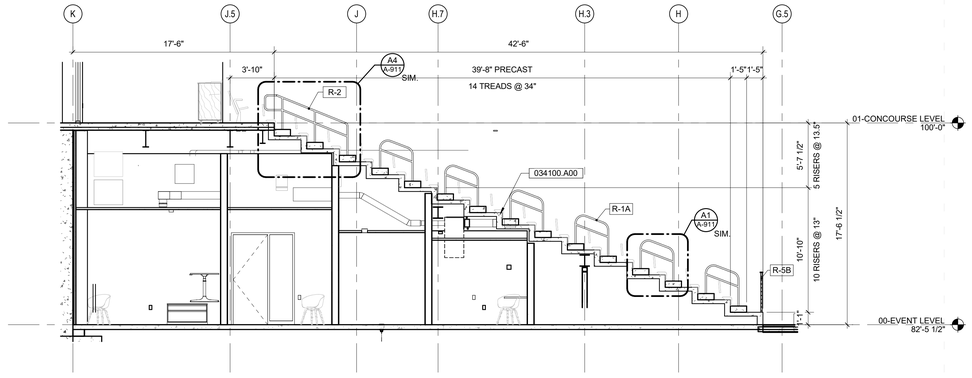

E4 SEATING BOWL SECTION - SOUTH AISLE
A-910
3/16" = 1'-0"

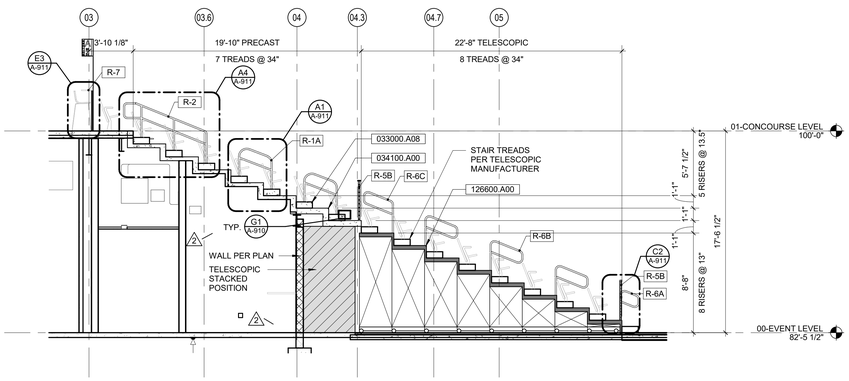

A1 SEATING BOWL SECTION AISLE
A-910
3/16" = 1'-0"

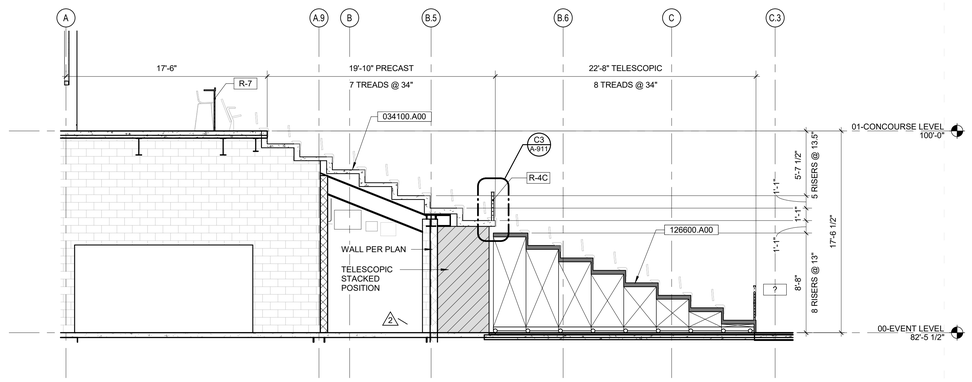

A4 SEATING BOWL SECTION - NORTH
A-910
3/16" = 1'-0"

2/2/2025 10:57:57 PM

IN128 - JAMES T. MORRIS ARENA

Ohio St & N Blackford St
Indianapolis, IN 46202

IU Project NO. 20240127

Owner
INDIANA UNIVERSITY BOARD OF TRUSTEES
2901 EAST DISCOVERY PARKWAY
BLOOMINGTON, IN 47408
812-855-1692

Architect
RATIO
101 SOUTH PENNSYLVANIA STREET
INDIANAPOLIS, IN 46204
317-633-4040

Structural Engineer
FINK ROBERTS AND PETRIE, INC.
3535 EAST 96TH STREET
SUITE 126
INDIANAPOLIS, IN 46240
317-872-8400

Mechanical / Electrical
INTROBA
8250 HAVERSTICK ROAD
SUITE 285
INDIANAPOLIS, IN 46240
800-404-7677

Plumbing Engineer
DLZ
138 N. DELAWARE ST
INDIANAPOLIS, IN 46204
317-633-4120

Acoustics / Technology Engineer
WJHW
7220 W. JEFFERSON AVE
SUITE 216
LAKEWOOD, CO 80235
972-934-3700

Civil Engineer
AMERICAN STRUCTUREPOINT, INC.
9025 RIVER ROAD
SUITE 200
INDIANAPOLIS, IN 46240
317-547-5580

Food Service Consultant
CINILITTLE
3405 NW 9TH AVENUE #1202
FORT LAUDERDALE, FL 33309
954-846-9600

Code Consultant
FORZA
2502 WEST MECHANIC ST, SUITE C
HARRISONVILLE, MO 64701
816-806-3729

SEAL | DATE 02/03/25

WILLIAM A. BROWNE, JR. REGISTERED No. AR00034154 STATE OF INDIANA ARCHITECT

SHEET ISSUE

1	CONSTRUCTION DOCUMENTS	01/13/25
2	ADDENDUM 01	01/27/25
3	ADDENDUM 02	02/03/25

RATIO

COPYRIGHT NOTICE: THIS ARCHITECTURAL AND ENGINEERING DRAWING IS GIVEN IN CONFIDENCE AND SHALL BE USED ONLY FOR THE PURPOSES STATED BY RATIO. NO OTHER USE, DISSEMINATION OR DUPLICATION MAY BE MADE WITHOUT PRIOR WRITTEN CONSENT OF RATIO. ALL COMMON LAW RIGHTS OF COPYRIGHT AND OTHERWISE ARE HEREBY SPECIFICALLY RESERVED.

PROJECT NO. 23112.000

SHEET TITLE
ENLARGED SEATING BOWL SECTIONS

SHEET NUMBER
A-910

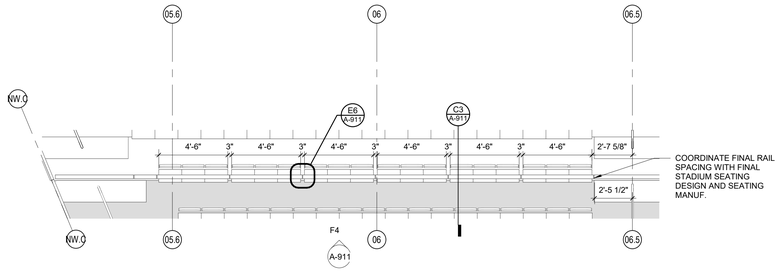

F1 A-911 **ENLARGED PLAN - N SEAT SPACING**

1/4" = 1'-0"

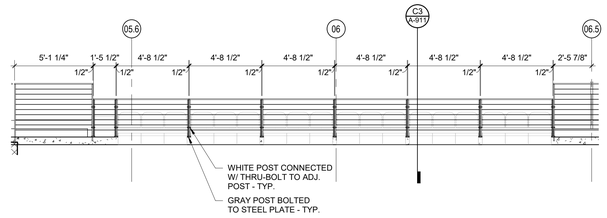

F4 A-911 **ELEV DTL - R-4C/5C**

1/4" = 1'-0"

SEATING BOWL RAIL TYPES AND DESCRIPTIONS

R-1A	MID-AISLE TWO-LINE HANDRAIL, TWO STEP (PERM)
R-1B	MID-AISLE TWO-LINE HANDRAIL, THREE STEP (PERM)
R-2	MID-AISLE TWO-LINE HANDRAIL, THREE STEP WITH TOP EXTENSION (PERM)
R-3	GUARDRAIL AT ENDS 42" T (TELESCOPICS)
R-4A	PERM RAIL 30" T (ALUMINUM POST, BOLTED TO PRECAST)
R-4B	COURTESY RAIL 30" T (ROW 1, TELESCOPICS, REMOVABLE)
R-4C	REMOVABLE RAIL 30" T (ALUMINUM BAR, POSTS-BOLTED CONNECTION)
R-5A	REMOVABLE RAIL 42" T (PRECAST)
R-5B	REMOVABLE GUARDRAIL 42" T (ALUMINUM POST, BOLTED CONNECTION)
R-5C	REMOVABLE GUARDRAIL 42" T (ALUMINUM POST, BOLTED CONNECTION)
R-6A	SINGLE-LINE P RAIL (20") - BY BLEACHER MANUFACTURER
R-6B	SINGLE-LINE P RAIL (36") - BY BLEACHER MANUFACTURER
R-6C	SINGLE-LINE P RAIL OPP. (32") - BY BLEACHER MANUFACTURER
R-7	DRINK RAIL 42" T (PERM)
R-8	DRINK RAIL 30" T (PERM)

BOWL RAIL TYPE DESCRIPTION

KEYNOTES (SPEC BASED)

061600.A00

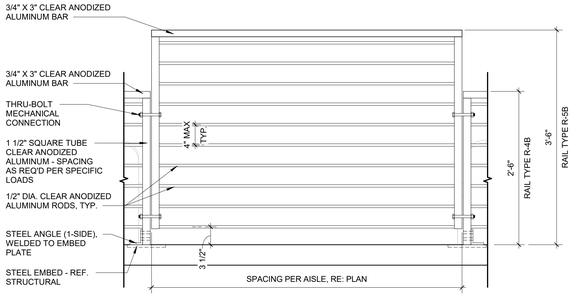

GENERAL NOTE: REMOVABLE RAIL R-5B TO BE INSTALLED ONLY WHEN TELESCOPIC SEATING SYSTEMS ARE FULLY RETRACTED.

E1 A-911 **R-5B**

1" = 1'-0"

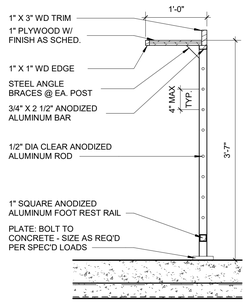

E3 A-911 **R-7 DRINK RAIL**

1" = 1'-0"

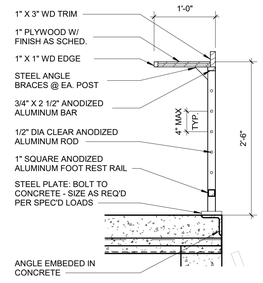

E4 A-911 **R-8 DRINK RAIL - 30"**

1" = 1'-0"

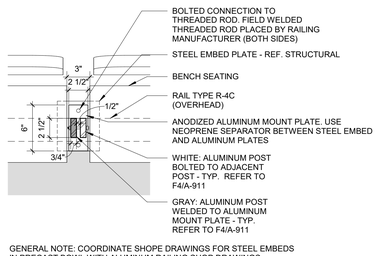

GENERAL NOTE: COORDINATE SHOPE DRAWINGS FOR STEEL EMBEDS IN PRECAST BOWL WITH ALUMINUM RAILING SHOP DRAWINGS

E6 A-911 **PLAN DTL - R-4C**

1 1/2" = 1'-0"

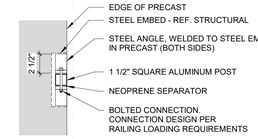

GENERAL NOTE: COORDINATE SHOPE DRAWINGS FOR STEEL EMBEDS IN PRECAST BOWL WITH ALUMINUM RAILING SHOP DRAWINGS

E7 A-911 **PLAN DETAIL - R-4A**

1 1/2" = 1'-0"

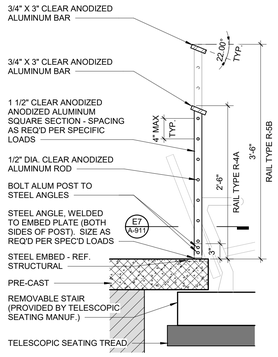

C1 A-911 **R-4A**

1" = 1'-0"

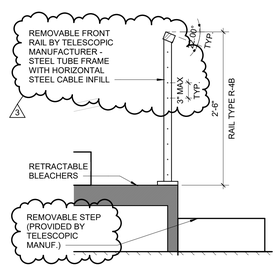

C2 A-911 **R-4B**

1" = 1'-0"

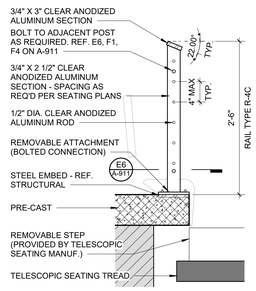

C3 A-911 **R-4C**

1" = 1'-0"

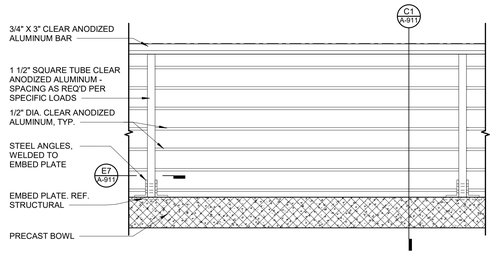

C4 A-911 **R-4A**

1" = 1'-0"

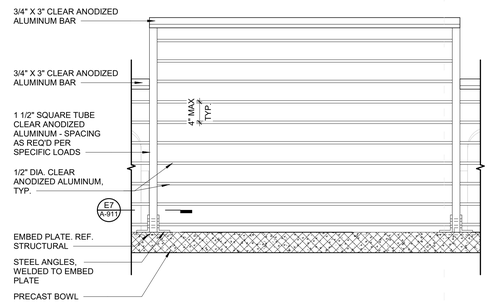

C6 A-911 **R-5A**

1" = 1'-0"

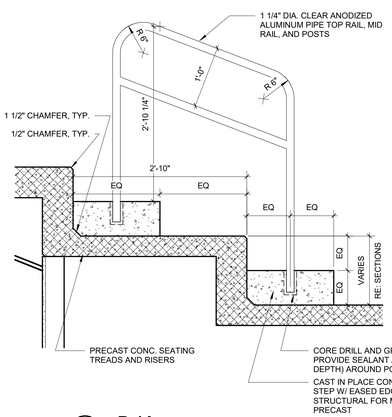

A1 A-911 **R-1A**

1" = 1'-0"

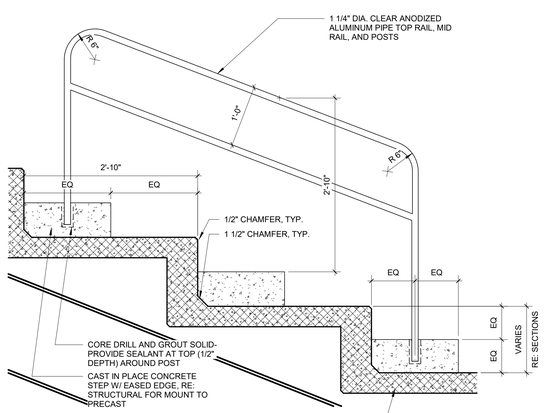

A2 A-911 **R-1B**

1" = 1'-0"

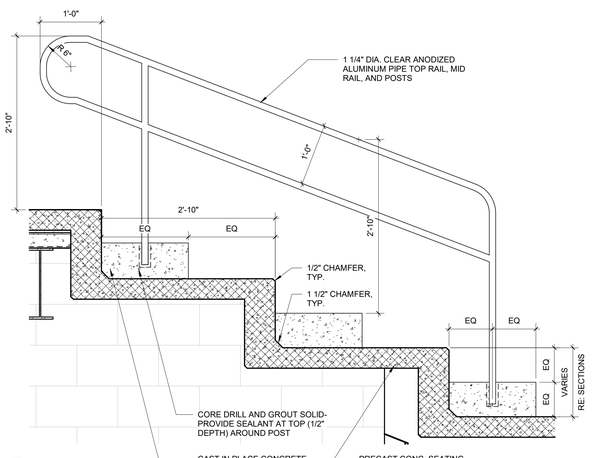

A4 A-911 **R-2**

1" = 1'-0"

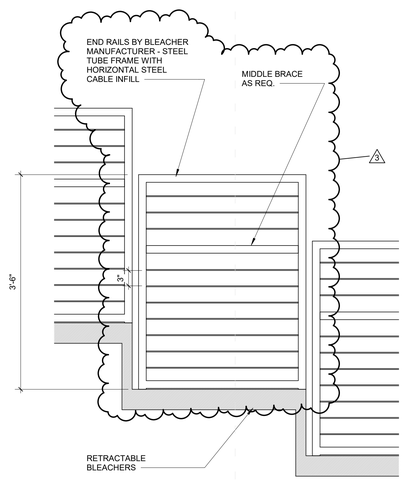

A7 A-911 **R-3**

1" = 1'-0"

IN128 - JAMES T. MORRIS ARENA

Ohio St & N Blackford St
Indianapolis, IN 46202

IU Project NO. 20240127

Owner
INDIANA UNIVERSITY BOARD OF TRUSTEES
2901 EAST DISCOVERY PARKWAY
BLOOMINGTON, IN 47408
812-855-1692

Architect
RATIO
101 SOUTH PENNSYLVANIA STREET
INDIANAPOLIS, IN 46204
317-633-4040

Structural Engineer
FINK ROBERTS AND PETRIE, INC.
3535 EAST 96TH STREET
SUITE 126
INDIANAPOLIS, IN 46240
317-872-8400

Mechanical / Electrical
INTROBA
8250 HAVERSTICK ROAD
SUITE 285
INDIANAPOLIS, IN 46240
800-404-7677

Plumbing Engineer
DLZ
138 N. DELAWARE ST
INDIANAPOLIS, IN 46204
317-633-4120

Acoustics / Technology Engineer
WJHW
7220 W. JEFFERSON AVE
SUITE 216
LAKEWOOD, CO 80235
972-934-3700

Civil Engineer
AMERICAN STRUCTUREPOINT, INC.
9025 RIVER ROAD
SUITE 200
INDIANAPOLIS, IN 46240
317-547-5580

Food Service Consultant
CINILITTLE
3405 NW 9TH AVENUE #1202
FORT LAUDERDALE, FL 33309
954-846-9600

Code Consultant
FORZA
2502 WEST MECHANIC ST, SUITE C
HARRISONVILLE, MO 64701
816-806-3729

SEAL | DATE 02/03/25

WILLIAM A. BROWNE JR. REGISTERED No. AR00034154 STATE OF INDIANA ARCHITECT

SHEET ISSUE

1	CONSTRUCTION DOCUMENTS	01/13/25
2	ADDENDUM 01	01/27/25
3	ADDENDUM 02	02/03/25

RATIO

COPYRIGHT NOTICE: THIS ARCHITECTURAL AND ENGINEERING DRAWING IS GIVEN IN CONFIDENCE AND SHALL BE USED ONLY PURSUANT TO THE AGREEMENT WITH RATIO. NO OTHER USE, DISSEMINATION OR DUPLICATION MAY BE MADE WITHOUT PRIOR WRITTEN CONSENT OF RATIO. ALL COMMON LAW RIGHTS OF COPYRIGHT AND OTHERWISE ARE HEREBY SPECIFICALLY RESERVED.

PROJECT NO. 23112.000

SHEET TITLE
RAIL DETAILS

SHEET NUMBER
A-911

2/2/2025 10:57:59 PM

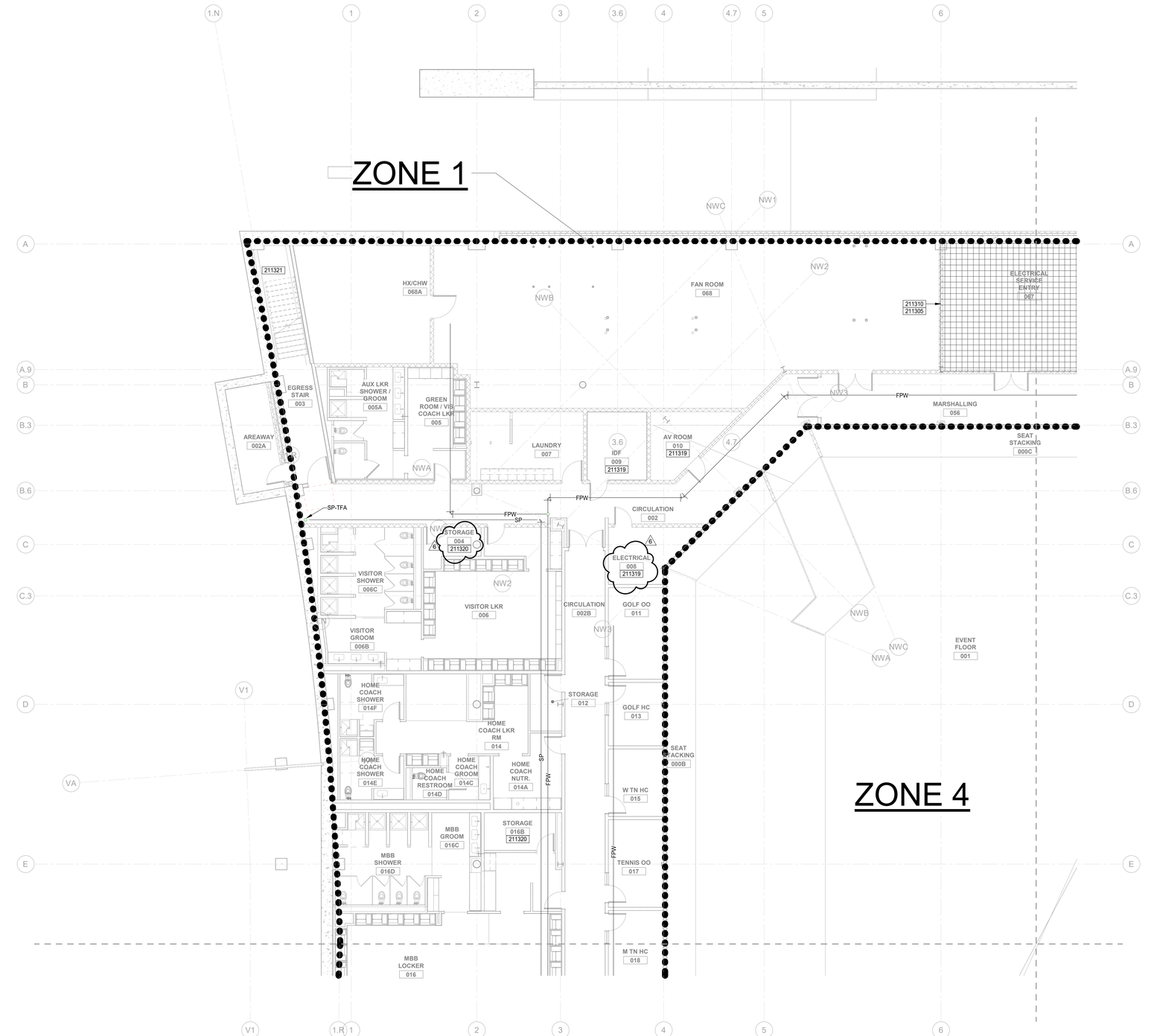

1 00-EVENT LEVEL FIRE PROTECTION INSTALLATION - AREA A
SCALE: 1/8" = 1'-0"

NORTH

GENERAL NOTES

A. REFER TO SHEET FP-001 FOR ADDITIONAL GENERAL NOTES AND INFORMATION.

B. SEE ARCHITECTURAL PLANS FOR SECTIONS SHOWING ELEVATIONS.

C. INSTALL EQUIPMENT, FIXTURES, AND ASSOCIATED ACCESSORIES PER MANUFACTURER RECOMMENDATIONS.

D. PROVIDE SPRINKLER HEADS BELOW ALL DUCTWORK 48" AND LARGER.

E. NOT ALL KEYNOTES APPLICABLE TO EACH SHEET.

F. ALL REQUIRED SHUT-OFF VALVES LOCATED ABOVE CEILINGS THROUGHOUT THE BUILDING SHALL BE WITHIN 36" OF THE CEILING.

KEYNOTES

211305	FIRE PROTECTION PIPING SHALL NOT BE INSTALLED OVER ELECTRICAL EQUIPMENT.
211310	MAIN ELECTRICAL ROOMS TO NOT BE SPRINKLED.
211319	PROVIDE SIDEWALL FULLY RECESSED SPRINKLER HEADS.
211320	FURNITURE AND STORAGE SYSTEMS/EQUIPMENT SHALL HAVE A MINIMUM OF 18" CLEAR SPACE BETWEEN TOP OF STORAGE SYSTEM AND BOTTOM FACE OF THE CEILING TILE FOR PROPER OPERATION OF SPRINKLER SYSTEM. CONTRACTOR TO COORDINATE WITH OWNER AND ARCHITECT OR ENGINEER TO SATISFY THE REQUIREMENT (TYP. ALL SPRINKLED ROOMS).
211321	PROVIDE SPRINKLER HEADS ON UNDERSIDE OF STAIR LANDING AS NEEDED.

ZONE 1	
FLOOR	SQ.FT
EVENT LEVEL	39325
TOTAL	39325

ZONE 4	
FLOOR	SQ.FT
EVENT LEVEL	21740
TOTAL	21740

IN128 - JAMES T. MORRIS ARENA

Ohio St & N Blackford St
Indianapolis, IN 46202

IU Project NO. 20240127

Owner
INDIANA UNIVERSITY BOARD OF TRUSTEES
2901 EAST DISCOVERY PARKWAY
BLOOMINGTON, IN 47408
812-855-1692

Architect
RATIO
101 SOUTH PENNSYLVANIA STREET
INDIANAPOLIS, IN 46204
317-633-4040

Structural Engineer
FINK ROBERTS AND PETRIE, INC.
3535 EAST 96TH STREET
SUITE 126
INDIANAPOLIS, IN 46240
317-872-8400

Mechanical / Electrical
INTROBA
8250 HAVERSTICK ROAD
SUITE 285
INDIANAPOLIS, IN 46240
800-404-7677

Plumbing Engineer
DLZ
138 N. DELAWARE ST
INDIANAPOLIS, IN 46204
317-633-4120

Acoustics / Technology Engineer
WJHW
7220 W. JEFFERSON AVE
SUITE 216
LAKEWOOD, CO 80235
972-934-3700

Civil Engineer
AMERICAN STRUCTUREPOINT, INC.
9025 RIVER ROAD
SUITE 200
INDIANAPOLIS, IN 46240
317-547-5580

Food Service Consultant
CINILITTLE
3405 NW 9TH AVENUE #1202
FORT LAUDERDALE, FL 33309
954-846-9600

Code Constant
FORZA
2502 WEST MECHANIC ST, SUITE C
HARRISONVILLE, MO 64701
816-806-3729

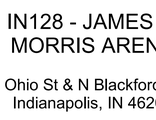

KEY PLAN

SEAL | DATE 02/03/25



SHEET ISSUE

1	DESIGN DEVELOPMENT	08/30/24
2	50% CONSTRUCTION DOCUMENTS	11/01/24
3	95% CONSTRUCTION DOCUMENTS	12/19/24
4	CONSTRUCTION DOCUMENTS	01/13/25
6	ADDENDUM 02	02/03/25

COPYRIGHT NOTICE: THIS ARCHITECTURAL AND ENGINEERING DRAWING IS GIVEN IN CONFIDENCE AND SHALL BE USED ONLY PURSUANT TO THE AGREEMENT WITH RATIO. NO OTHER USE, DISSEMINATION OR DUPLICATION MAY BE MADE WITHOUT PRIOR WRITTEN CONSENT OF RATIO. ALL COMMON LAW RIGHTS OF COPYRIGHT AND OTHERS BE ARE HEREBY SPECIFICALLY RESERVED.

PROJECT NO. 18082.000

SHEET TITLE
EVENT LEVEL - AREA A

SHEET NUMBER
FP-201A

1/31/2025 12:43:39 PM

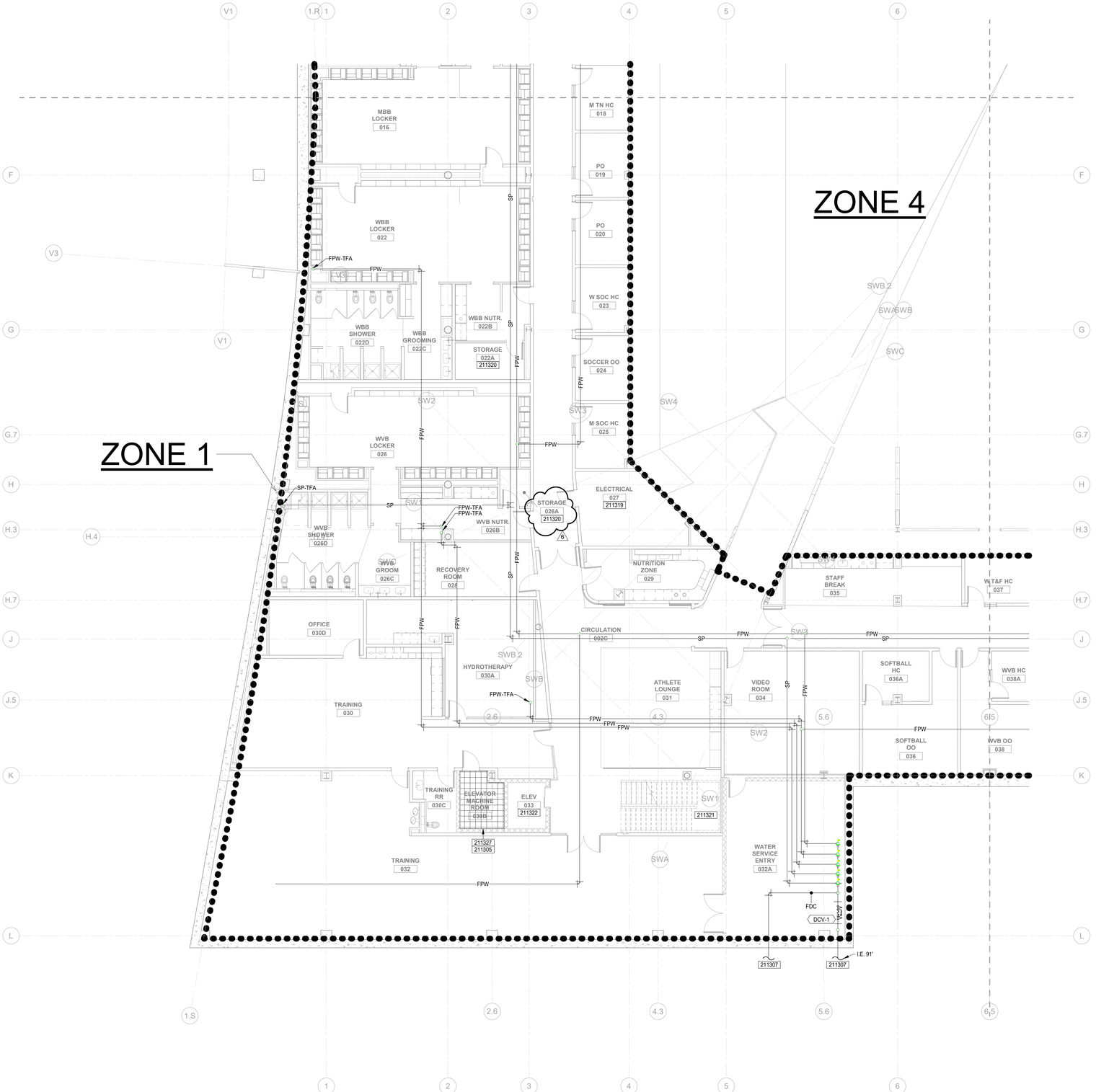

00-EVENT LEVEL FIRE PROTECTION INSTALLATION - AREA D
SCALE: 1/8" = 1'-0"

NORTH

GENERAL NOTES

A. REFER TO SHEET FP-001 FOR ADDITIONAL GENERAL NOTES AND INFORMATION.

B. SEE ARCHITECTURAL PLANS FOR SECTIONS SHOWING ELEVATIONS.

C. INSTALL EQUIPMENT, FIXTURES, AND ASSOCIATED ACCESSORIES PER MANUFACTURER RECOMMENDATIONS.

D. PROVIDE SPRINKLER HEADS BELOW ALL DUCTWORK 48" AND LARGER.

E. NOT ALL KEYNOTES APPLICABLE TO EACH SHEET.

F. ALL REQUIRED SHUT-OFF VALVES LOCATED ABOVE CEILINGS THROUGHOUT THE BUILDING SHALL BE WITHIN 36" OF THE CEILING.

KEYNOTES

211305	FIRE PROTECTION PIPING SHALL NOT BE INSTALLED OVER ELECTRICAL EQUIPMENT.
211307	REFER TO SITE/CIVIL DRAWINGS FOR CONTINUATION.
211319	PROVIDE SIDEWALL FULLY RECESSED SPRINKLER HEADS.
211320	FURNITURE AND STORAGE SYSTEMS/EQUIPMENT SHALL HAVE A MINIMUM OF 18" CLEAR SPACE BETWEEN TOP OF STORAGE SYSTEM AND BOTTOM FACE OF THE CEILING TILE FOR PROPER OPERATION OF SPRINKLER SYSTEM. CONTRACTOR TO COORDINATE WITH OWNER AND ARCHITECT OR ENGINEER TO SATISFY THE REQUIREMENT (TYP. ALL SPRINKLED ROOMS).
211321	PROVIDE SPRINKLER HEADS ON UNDERSIDE OF STAIR LANDING AS NEEDED.
211322	ELEVATOR SHAFT SHALL NOT BE SPRINKLED.
211327	ELEVATOR EQUIPMENT ROOMS TO NOT BE SPRINKLED.

ZONE 1	
FLOOR	SQ FT
EVENT LEVEL	39325
TOTAL	39325

ZONE 4	
FLOOR	SQ FT
EVENT LEVEL	21740
TOTAL	21740

IN128 - JAMES T. MORRIS ARENA

Ohio St & N Blackford St
Indianapolis, IN 46202

IU Project NO. 20240127

Owner
INDIANA UNIVERSITY BOARD OF TRUSTEES
2901 EAST DISCOVERY PARKWAY
BLOOMINGTON, IN 47408
812-855-1692

Architect
RATIO
101 SOUTH PENNSYLVANIA STREET
INDIANAPOLIS, IN 46204
317-633-4040

Structural Engineer
FINK ROBERTS AND PETRIE, INC.
3535 EAST 96TH STREET
SUITE 126
INDIANAPOLIS, IN 46240
317-872-8400

Mechanical / Electrical
INTROBA
8250 HAVERSTICK ROAD
SUITE 285
INDIANAPOLIS, IN 46240
800-404-7677

Plumbing Engineer
DLZ
138 N. DELAWARE ST
INDIANAPOLIS, IN 46204
317-633-4120

Acoustics / Technology Engineer
WJHW
7220 W. JEFFERSON AVE
SUITE 216
LAKEWOOD, CO 80235
972-934-3700

Civil Engineer
AMERICAN STRUCTUREPOINT, INC.
9025 RIVER ROAD
SUITE 200
INDIANAPOLIS, IN 46240
317-547-5580

Food Service Consultant
CINILITTLE
3405 NW 9TH AVENUE #1202
FORT LAUDERDALE, FL 33309
954-846-9600

Code Consultant
FORZA
2502 WEST MECHANIC ST, SUITE C
HARRISONVILLE, MO 64701
816-806-3729

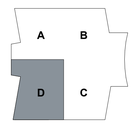

KEY PLAN

SEAL | DATE 02/03/25



SHEET ISSUE

1	DESIGN DEVELOPMENT	08/30/24
2	50% CONSTRUCTION DOCUMENTS	11/01/24
3	95% CONSTRUCTION DOCUMENTS	12/19/24
4	CONSTRUCTION DOCUMENTS	01/13/25
5	ADDENDUM 01	01/27/25
6	ADDENDUM 02	02/03/25

RATIO

COPYRIGHT NOTICE: THIS ARCHITECTURAL AND ENGINEERING WORK IS CONFIDENTIAL IN CONFIDENCE AND SHALL BE USED ONLY PURSUANT TO THE AGREEMENT WITH RATIO. NO OTHER USE, DISSEMINATION OR DUPLICATION MAY BE MADE WITHOUT PRIOR WRITTEN CONSENT OF RATIO. ALL COMMON LAW RIGHTS OF COPYRIGHT AND OTHER WISE ARE HEREBY SPECIFICALLY RESERVED.

PROJECT NO. 18082.000

SHEET TITLE
EVENT LEVEL - AREA D

SHEET NUMBER
FP-201D

1/31/2025 12:43:47 PM

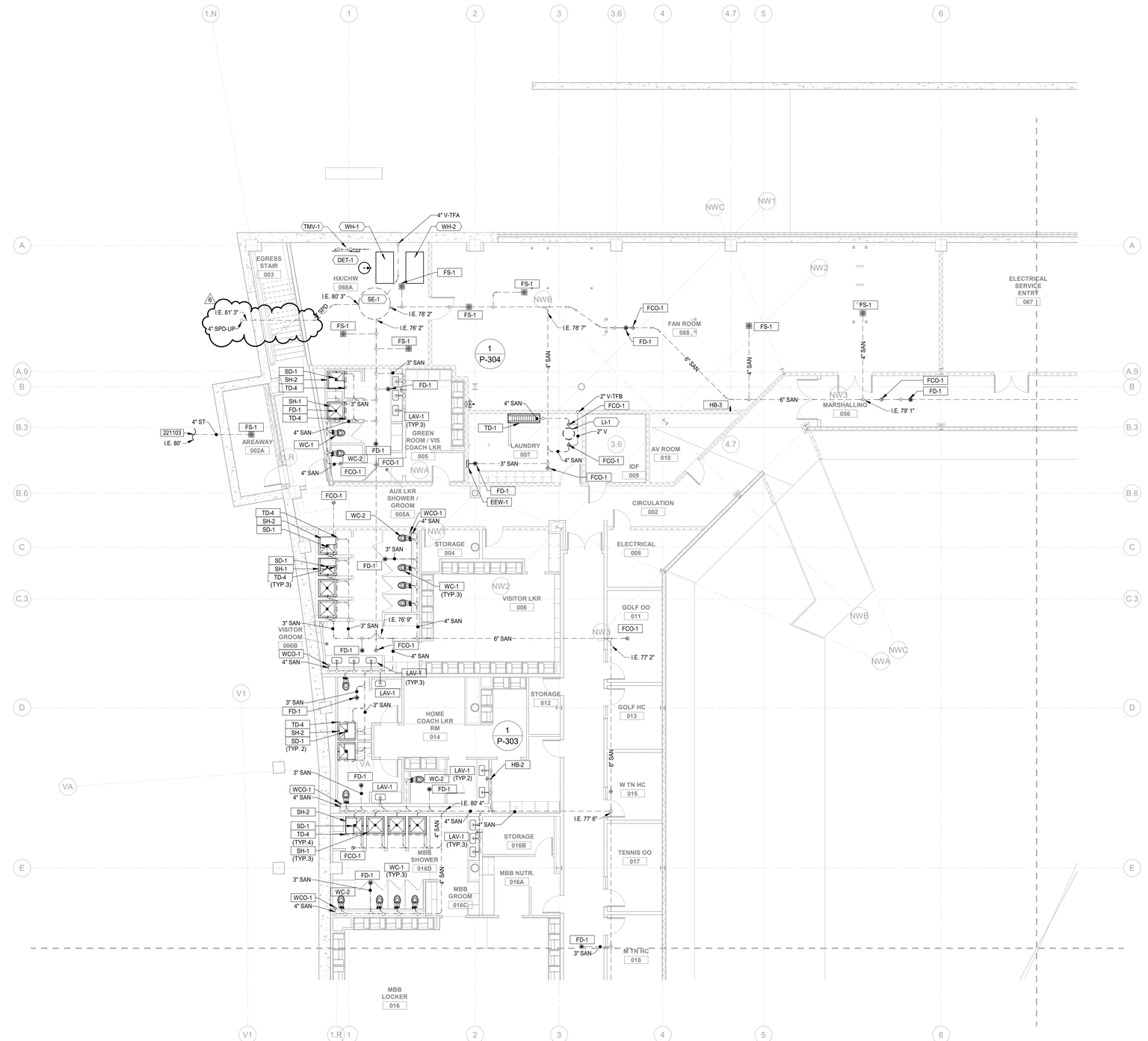

UNDERFLOOR PLUMBING INSTALLATION PLAN - AREA A

SCALE: 1/8" = 1'-0"

NORTH

1/31/2025 12:43:53 PM

GENERAL NOTES

A. REFER TO SHEET P-001 FOR ADDITIONAL GENERAL NOTES AND INFORMATION.

B. WHERE PIPE SIZES MAY NOT BE INDICATED SERVING A FIXTURE, PROVIDE SIZES AS INDICATED IN THE PLUMBING FIXTURE SCHEDULE.

C. INSTALL ALL EQUIPMENT, FIXTURES, AND ASSOCIATED ACCESSORIES PER MANUFACTURER RECOMMENDATIONS.

D. COORDINATE WITH ALL OTHER DISCIPLINES BEFORE INSTALLING ANY PIPING DEVICES.

E. INVERT ELEVATIONS ARE BASED ON 100.00' FINISHED FIRST FLOOR ELEVATION TO BOTTOM OF PIPE. SITE / CIVIL PLANS ESTABLISH ACTUAL FINISHED FLOOR ELEVATION.

F. EXACT LOCATION OF PLUMBING FIXTURES SHALL BE CORDINATED WITH THE ARCHITECTURAL PLANS TO MEET A.D.A. REQUIREMENTS.

KEYNOTES

221103	REFER TO SITE/CIVIL DRAWINGS FOR CONTINUATION.

IN128 - JAMES T. MORRIS ARENA

Ohio St & N Blackford St
Indianapolis, IN 46202

IU Project NO. 20240127

Owner
INDIANA UNIVERSITY BOARD OF TRUSTEES
2901 EAST DISCOVERY PARKWAY
BLOOMINGTON, IN 47408
812-855-1692

Architect
RATIO
101 SOUTH PENNSYLVANIA STREET
INDIANAPOLIS, IN 46204
317-633-4040

Structural Engineer
FINK ROBERTS AND PETRIE, INC.
3535 EAST 96TH STREET
SUITE 126
INDIANAPOLIS, IN 46240
317-872-8400

Mechanical / Electrical
INTROBA
8250 HAVERSTICK ROAD
SUITE 285
INDIANAPOLIS, IN 46240
800-404-7677

Plumbing Engineer
DLZ
138 N. DELAWARE ST
INDIANAPOLIS, IN 46204
317-633-4120

Acoustics / Technology Engineer
WJHW
7220 W. JEFFERSON AVE
SUITE 216
LAKEWOOD, CO 80235
972-934-3700

Civil Engineer
AMERICAN STRUCTUREPOINT, INC.
9025 RIVER ROAD
SUITE 200
INDIANAPOLIS, IN 46240
317-547-5580

Food Service Consultant
CINILITTLE
3405 NW 9TH AVENUE #1202
FORT LAUDERDALE, FL 33309
954-846-9600

Code Consultant
FORZA
2502 WEST MECHANIC ST, SUITE C
HARRISONVILLE, MO 64701
816-806-3729

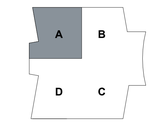

KEY PLAN

SEAL | DATE 02/03/25



SHEET ISSUE		
1	DESIGN DEVELOPMENT	08/30/24
2	50% CONSTRUCTION DOCUMENTS	11/01/24
3	95% CONSTRUCTION DOCUMENTS	12/19/24
4	CONSTRUCTION DOCUMENTS	01/13/25
6	ADDENDUM 02	02/03/25

RATIO

COPYRIGHT NOTICE: THIS ARCHITECTURAL AND ENGINEERING DRAWING IS GIVEN IN CONFIDENCE AND SHALL BE USED ONLY PURSUANT TO THE AGREEMENT WITH RATIO. NO OTHER USE, DISSEMINATION OR DUPLICATION MAY BE MADE WITHOUT PRIOR WRITTEN CONSENT OF RATIO. ALL COMMON LAW RIGHTS OF COPYRIGHT AND OTHERWISE ARE HEREBY SPECIFICALLY RESERVED.

PROJECT NO. 18082.000

SHEET TITLE
UNDERFLOOR - AREA A

SHEET NUMBER
P-200A

GENERAL NOTES

A. REFER TO SHEET P-001 FOR ADDITIONAL GENERAL NOTES AND INFORMATION.

B. WHERE PIPE SIZES MAY NOT BE INDICATED SERVING A FIXTURE, PROVIDE SIZES AS INDICATED IN THE PLUMBING FIXTURE SCHEDULE.

C. INSTALL ALL EQUIPMENT, FIXTURES, AND ASSOCIATED ACCESSORIES PER MANUFACTURER RECOMMENDATIONS.

D. COORDINATE WITH ALL OTHER DISCIPLINES BEFORE INSTALLING ANY PIPING DEVICES.

E. INVERT ELEVATIONS ARE BASED ON 100.00' FINISHED FIRST FLOOR ELEVATION TO BOTTOM OF PIPE. SITE / CIVIL PLANS ESTABLISH ACTUAL FINISHED FLOOR ELEVATION.

F. EXACT LOCATION OF PLUMBING FIXTURES SHALL BE CORDINATED WITH THE ARCHITECTURAL PLANS TO MEET A.D.A. REQUIREMENTS.

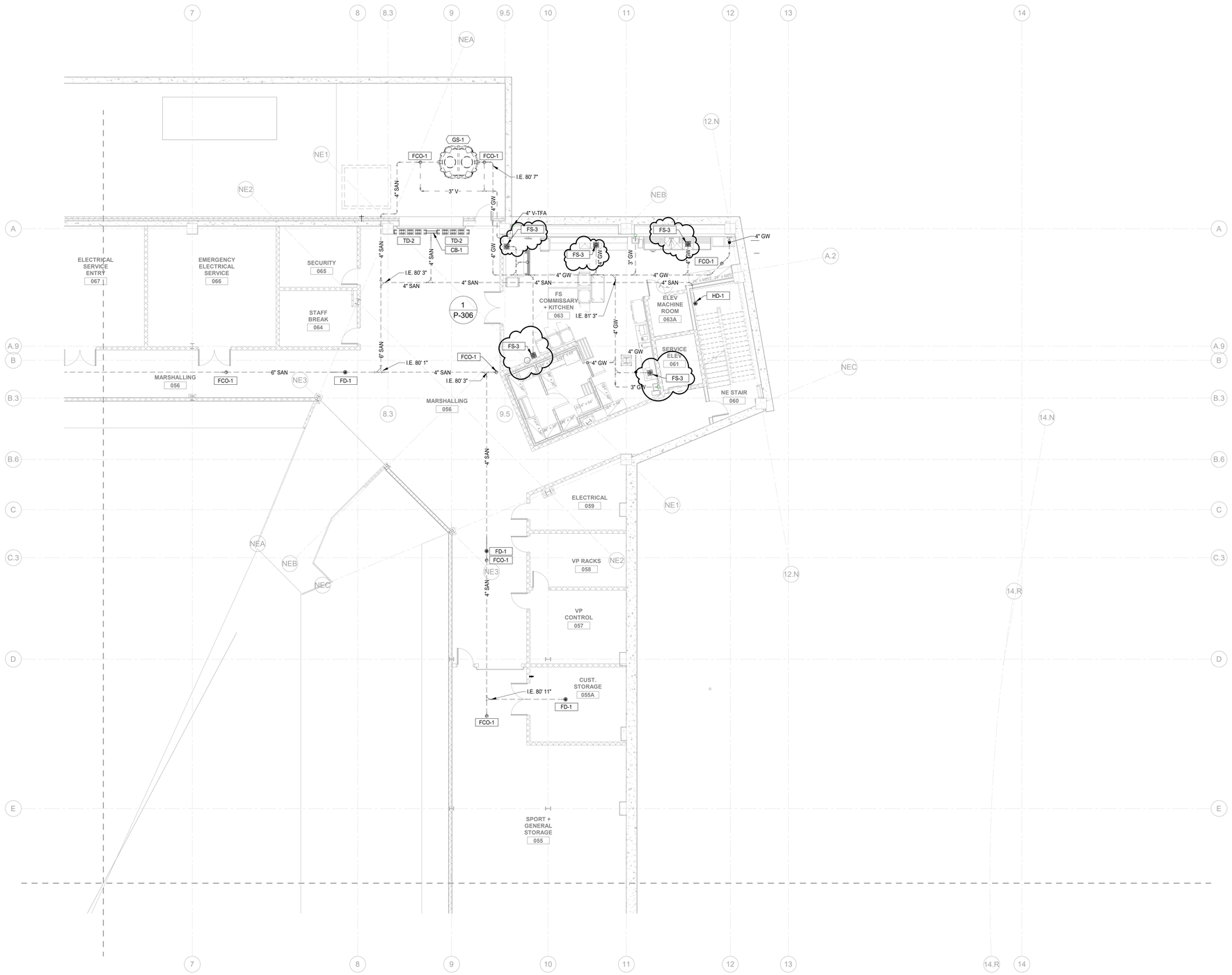

UNDERFLOOR PLUMBING INSTALLATION PLAN - AREA B
SCALE: 1/8" = 1'-0"

NORTH

1/31/2025 12:43:56 PM

IN128 - JAMES T. MORRIS ARENA

Ohio St & N Blackford St
Indianapolis, IN 46202

IU Project NO. 20240127

Owner
INDIANA UNIVERSITY BOARD OF TRUSTEES
2901 EAST DISCOVERY PARKWAY
BLOOMINGTON, IN 47408
812-855-1692

Architect
RATIO
101 SOUTH PENNSYLVANIA STREET
INDIANAPOLIS, IN 46204
317-633-4040

Structural Engineer
FINK ROBERTS AND PETRIE, INC.
3535 EAST 96TH STREET
SUITE 126
INDIANAPOLIS, IN 46240
317-872-8400

Mechanical / Electrical
INTROBA
8250 HAVERSTICK ROAD
SUITE 285
INDIANAPOLIS, IN 46240
800-404-7677

Plumbing Engineer
DLZ
138 N. DELAWARE ST
INDIANAPOLIS, IN 46204
317-633-4120

Acoustics / Technology Engineer
WJHW
7220 W. JEFFERSON AVE
SUITE 216
LAKEWOOD, CO 80235
972-934-3700

Civil Engineer
AMERICAN STRUCTUREPOINT, INC.
9025 RIVER ROAD
SUITE 200
INDIANAPOLIS, IN 46240
317-547-5580

Food Service Consultant
CINILITTLE
3405 NW 9TH AVENUE #1202
FORT LAUDERDALE, FL 33309
954-846-9600

Code Consultant
FORZA
2502 WEST MECHANIC ST, SUITE C
HARRISONVILLE, MO 64701
816-806-3729

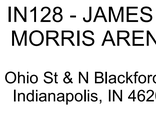

KEY PLAN

SEAL | DATE 02/03/25



SHEET ISSUE

1	DESIGN DEVELOPMENT	08/30/24
2	50% CONSTRUCTION DOCUMENTS	11/01/24
3	95% CONSTRUCTION DOCUMENTS	12/19/24
4	CONSTRUCTION DOCUMENTS	01/13/25
6	ADDENDUM 02	02/03/25

RATIO

COPYRIGHT NOTICE: THIS ARCHITECTURAL AND ENGINEERING DRAWING IS GIVEN IN CONFIDENCE AND SHALL BE USED ONLY PURSUANT TO THE AGREEMENT WITH RATIO. NO OTHER USE, DISSEMINATION OR DUPLICATION MAY BE MADE WITHOUT PRIOR WRITTEN CONSENT OF RATIO. ALL COMMON LAW RIGHTS OF COPYRIGHT AND OTHERWISE ARE HEREBY SPECIFICALLY RESERVED.

PROJECT NO. 18082.000

SHEET TITLE:
UNDERFLOOR - AREA B

SHEET NUMBER
P-200B

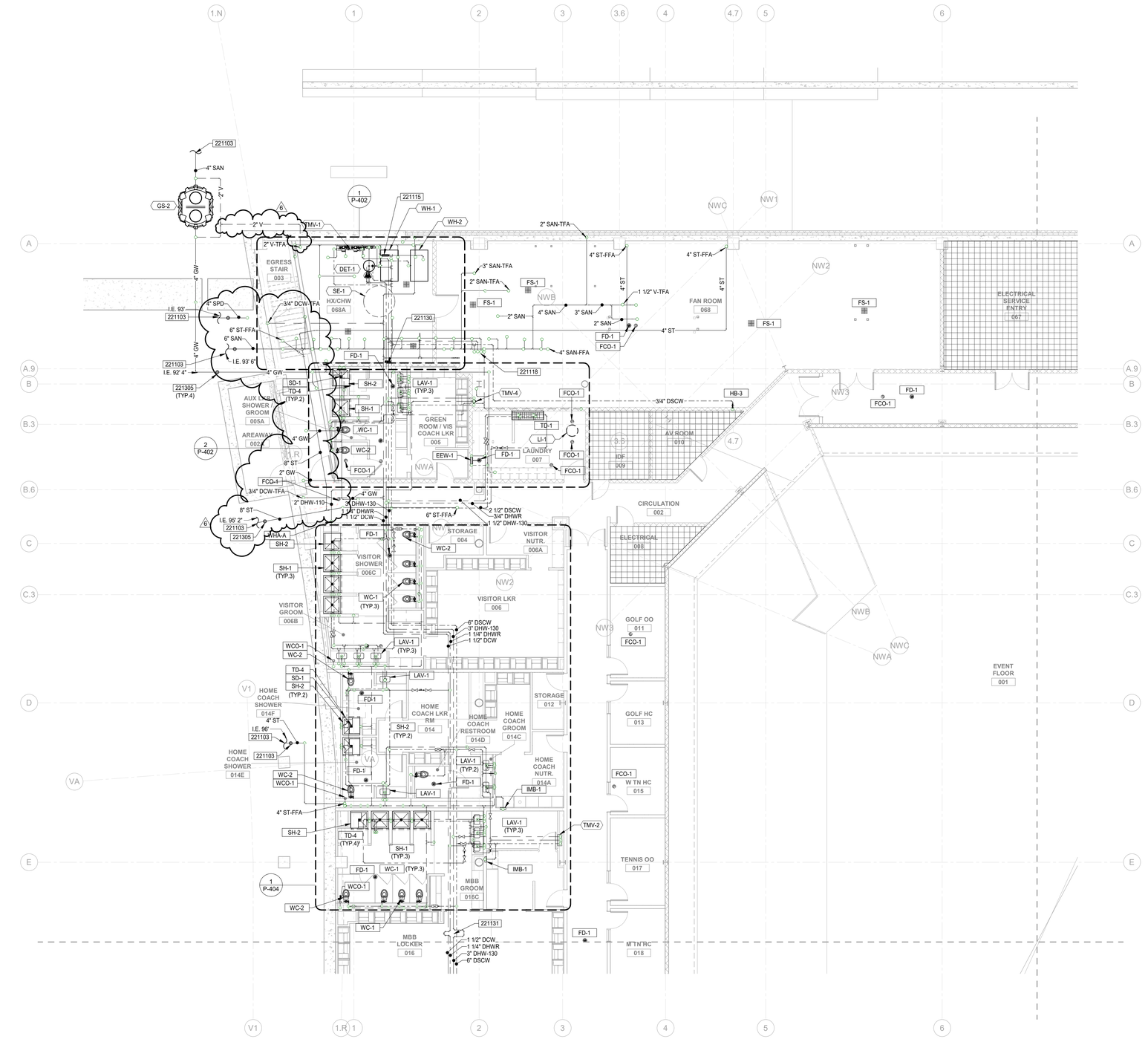

1 **00-EVENT LEVEL PLUMBING INSTALLATION - AREA A**
SCALE: 1/8" = 1'-0"

NORTH

NO PLUMBING BRANCHES ARE TO BE ROUTED IN REGION

GENERAL NOTES

A. REFER TO SHEET P-001 FOR ADDITIONAL GENERAL NOTES AND INFORMATION.

B. WHERE PIPE SIZES MAY NOT BE INDICATED SERVING A FIXTURE, PROVIDE SIZES AS INDICATED IN THE PLUMBING FIXTURE SCHEDULE.

C. INSTALL ALL EQUIPMENT, FIXTURES, AND ASSOCIATED ACCESSORIES PER MANUFACTURER RECOMMENDATIONS.

D. COORDINATE WITH ALL OTHER DISCIPLINES BEFORE INSTALLING ANY PIPING DEVICES.

E. INVERT ELEVATIONS ARE BASED ON 100.00' FINISHED FIRST FLOOR ELEVATION TO BOTTOM OF PIPE. SITE / CIVIL PLANS ESTABLISH ACTUAL FINISHED FLOOR ELEVATION.

F. EXACT LOCATION OF PLUMBING FIXTURES SHALL BE CORDINATED WITH THE ARCHITECTURAL PLANS TO MEET A.D.A. REQUIREMENTS.

KEYNOTES

221103	REFER TO SITE/CIVIL DRAWINGS FOR CONTINUATION.
221115	INSTALL PERMANENT AUTOMATIC WATER METER THAT MEASURES THE TOTAL POTABLE WATER USE FOR THE BUILDING AND ASSOCIATED GROUNDS AND CAN BE MONITORED VIA BMS. METER DATA MUST BE COMPILED INTO MONTHLY AND ANNUAL SUMMARIES.
221118	2" V, 2" DHW-130, 4" DSCW TO FLOOR ABOVE. 3/4" DHWR FROM FLOOR ABOVE.
221130	PROVIDE EXPANSION ANCHOR IN HOT WATER SUPPLY AND RETURN PIPING AT LOCATION INDICATED. REFER TO SPECIFICATION 220500 FOR DELEGATED DESIGN REQUIREMENTS. PROVIDE ALL GUIDES AND ANCHORS PER MANUFACTURER RECOMMENDATION.
221131	PROVIDE EXPANSION LOOP IN HOT WATER SUPPLY AND RETURN PIPING AT LOCATION INDICATED. REFER TO SPECIFICATION 220500 FOR DELEGATED DESIGN REQUIREMENTS. PROVIDE ALL EXPANSION LOOPS PER MANUFACTURER RECOMMENDATION.
221305	PROVIDE TWO-WAY CLEAN-OUTS ON BUILDING SEWER AND STORM MAINS OUTSIDE THE BUILDING.

IN128 - JAMES T. MORRIS ARENA

Ohio St & N Blackford St
Indianapolis, IN 46202

IU Project NO. 20240127

Owner
INDIANA UNIVERSITY BOARD OF TRUSTEES
2901 EAST DISCOVERY PARKWAY
BLOOMINGTON, IN 47408
812-855-1692

Architect
RATIO
101 SOUTH PENNSYLVANIA STREET
INDIANAPOLIS, IN 46204
317-633-4040

Structural Engineer
FINK ROBERTS AND PETRIE, INC.
3535 EAST 96TH STREET
SUITE 126
INDIANAPOLIS, IN 46240
317-872-8400

Mechanical / Electrical
INTROBA
8250 HAVERSTICK ROAD
SUITE 285
INDIANAPOLIS, IN 46240
800-404-7677

Plumbing Engineer
DLZ
138 N. DELAWARE ST
INDIANAPOLIS, IN 46204
317-633-4120

Acoustics / Technology Engineer
WJHW
7220 W. JEFFERSON AVE
SUITE 216
LAKEWOOD, CO 80235
972-934-3700

Civil Engineer
AMERICAN STRUCTUREPOINT, INC.
9025 RIVER ROAD
SUITE 200
INDIANAPOLIS, IN 46240
317-547-5580

Food Service Consultant
CINILITTLE
3405 NW 9TH AVENUE #1202
FORT LAUDERDALE, FL 33309
954-846-9600

Code Consultant
FORZA
2502 WEST MECHANIC ST, SUITE C
HARRISONVILLE, MO 64701
816-806-3729

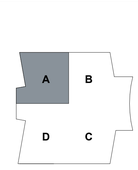

KEY PLAN

SEAL | DATE 02/03/25

JOSHUA R. APLING
REGISTERED
PE 10918274
STATE OF INDIANA
PROFESSIONAL ENGINEER

SHEET ISSUE

1	DESIGN DEVELOPMENT	08/30/24
2	50% CONSTRUCTION DOCUMENTS	11/01/24
3	95% CONSTRUCTION DOCUMENTS	12/19/24
4	CONSTRUCTION DOCUMENTS	01/13/25
5	ADDENDUM 01	01/27/25
6	ADDENDUM 02	02/03/25

RATIO

COPYRIGHT NOTICE: THIS ARCHITECTURAL AND ENGINEERING DRAWING IS CONFIDENTIAL AND SHALL BE USED ONLY PURSUANT TO THE AGREEMENT WITH RATIO. NO OTHER USE, DISSEMINATION OR DUPLICATION MAY BE MADE WITHOUT PRIOR WRITTEN CONSENT OF RATIO. ALL COMMON LAW RIGHTS OF COPYRIGHT AND OTHERWISE ARE HEREBY SPECIFICALLY RESERVED.

PROJECT NO. 18082.000

SHEET TITLE
EVENT LEVEL- AREA A

SHEET NUMBER
P-201A

1/31/2025 12:44:04 PM

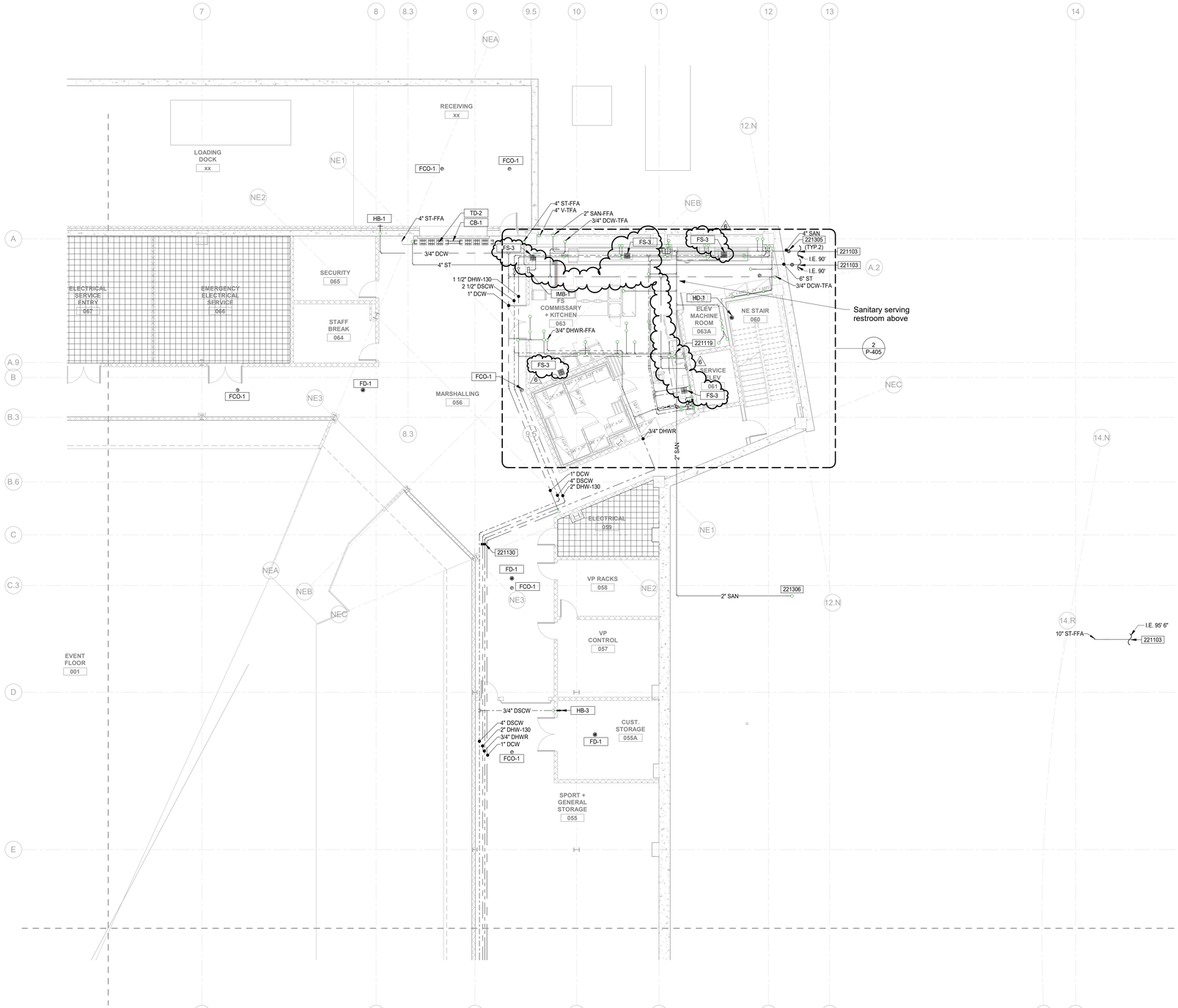

1 **00-EVENT LEVEL PLUMBING INSTALLATION - AREA B**
SCALE: 1/8" = 1'-0"

NORTH

NO PLUMBING BRANCHES ARE TO BE ROUTED IN REGION

GENERAL NOTES

A. REFER TO SHEET P-001 FOR ADDITIONAL GENERAL NOTES AND INFORMATION.

B. WHERE PIPE SIZES MAY NOT BE INDICATED SERVING A FIXTURE, PROVIDE SIZES AS INDICATED IN THE PLUMBING FIXTURE SCHEDULE.

C. INSTALL ALL EQUIPMENT, FIXTURES, AND ASSOCIATED ACCESSORIES PER MANUFACTURER RECOMMENDATIONS.

D. COORDINATE WITH ALL OTHER DISCIPLINES BEFORE INSTALLING ANY PIPING DEVICES.

E. INVERT ELEVATIONS ARE BASED ON 100.00' FINISHED FIRST FLOOR ELEVATION TO BOTTOM OF PIPE. SITE / CIVIL PLANS ESTABLISH ACTUAL FINISHED FLOOR ELEVATION.

F. EXACT LOCATION OF PLUMBING FIXTURES SHALL BE CORDINATED WITH THE ARCHITECTURAL PLANS TO MEET A.D.A. REQUIREMENTS.

KEYNOTES

221103	REFER TO SITE/CIVIL DRAWINGS FOR CONTINUATION.
221119	3" DSCW, 1 1/2" DHW-130 TO FLOOR ABOVE.
221130	PROVIDE EXPANSION ANCHOR IN HOT WATER SUPPLY AND RETURN PIPING AT LOCATION INDICATED. REFER TO SPECIFICATION 220500 FOR DELEGATED DESIGN REQUIREMENTS. PROVIDE ALL GUIDES AND ANCHORS PER MANUFACTURER RECOMMENDATION.
221305	PROVIDE TWO-WAY CLEAN-OUTS ON BUILDING SEWER AND STORM MAINS OUTSIDE THE BUILDING.
221306	2" SANITARY UP SERVING FLOOR DRAIN ON FLOOR ABOVE.

IN128 - JAMES T. MORRIS ARENA

Ohio St & N Blackford St
Indianapolis, IN 46202

IU Project NO. 20240127

Owner
INDIANA UNIVERSITY BOARD OF TRUSTEES
2901 EAST DISCOVERY PARKWAY
BLOOMINGTON, IN 47408
812-855-1692

Architect
RATIO
101 SOUTH PENNSYLVANIA STREET
INDIANAPOLIS, IN 46204
317-633-4040

Structural Engineer
FINK ROBERTS AND PETRIE, INC.
3535 EAST 96TH STREET
SUITE 126
INDIANAPOLIS, IN 46240
317-872-8400

Mechanical / Electrical
INTROBA
8250 HAVERSTICK ROAD
SUITE 285
INDIANAPOLIS, IN 46240
800-404-7677

Plumbing Engineer
DLZ
138 N. DELAWARE ST
INDIANAPOLIS, IN 46204
317-633-4120

Acoustics / Technology Engineer
WJHW
7220 W. JEFFERSON AVE
SUITE 216
LAKEWOOD, CO 80235
972-934-3700

Civil Engineer
AMERICAN STRUCTUREPOINT, INC.
9025 RIVER ROAD
SUITE 200
INDIANAPOLIS, IN 46240
317-547-5580

Food Service Consultant
CINILITTLE
3405 NW 9TH AVENUE #1202
FORT LAUDERDALE, FL 33309
954-846-9600

Code Consultant
FORZA
2502 WEST MECHANIC ST, SUITE C
HARRISONVILLE, MO 64701
816-806-3729

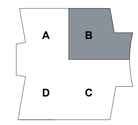

KEY PLAN

SEAL | DATE 02/03/25



SHEET ISSUE

1	DESIGN DEVELOPMENT	08/30/24
2	50% CONSTRUCTION DOCUMENTS	11/01/24
3	95% CONSTRUCTION DOCUMENTS	12/19/24
4	CONSTRUCTION DOCUMENTS	01/13/25
5	ADDENDUM 01	01/27/25
6	ADDENDUM 02	02/03/25

RATIO

COPYRIGHT NOTICE: THIS ARCHITECTURAL AND ENGINEERING DRAWING IS GIVEN IN CONFIDENCE AND SHALL BE USED ONLY PURSUANT TO THE AGREEMENT WITH RATIO. NO OTHER USE, DISSEMINATION OR DUPLICATION MAY BE MADE WITHOUT PRIOR WRITTEN CONSENT OF RATIO. ALL COMMON LAW RIGHTS OF COPYRIGHT AND OTHERWISE ARE HEREBY SPECIFICALLY RESERVED.

PROJECT NO. 18082.000

SHEET TITLE:
EVENT LEVEL- AREA B

SHEET NUMBER
P-201B

1/31/2025 12:44:09 PM

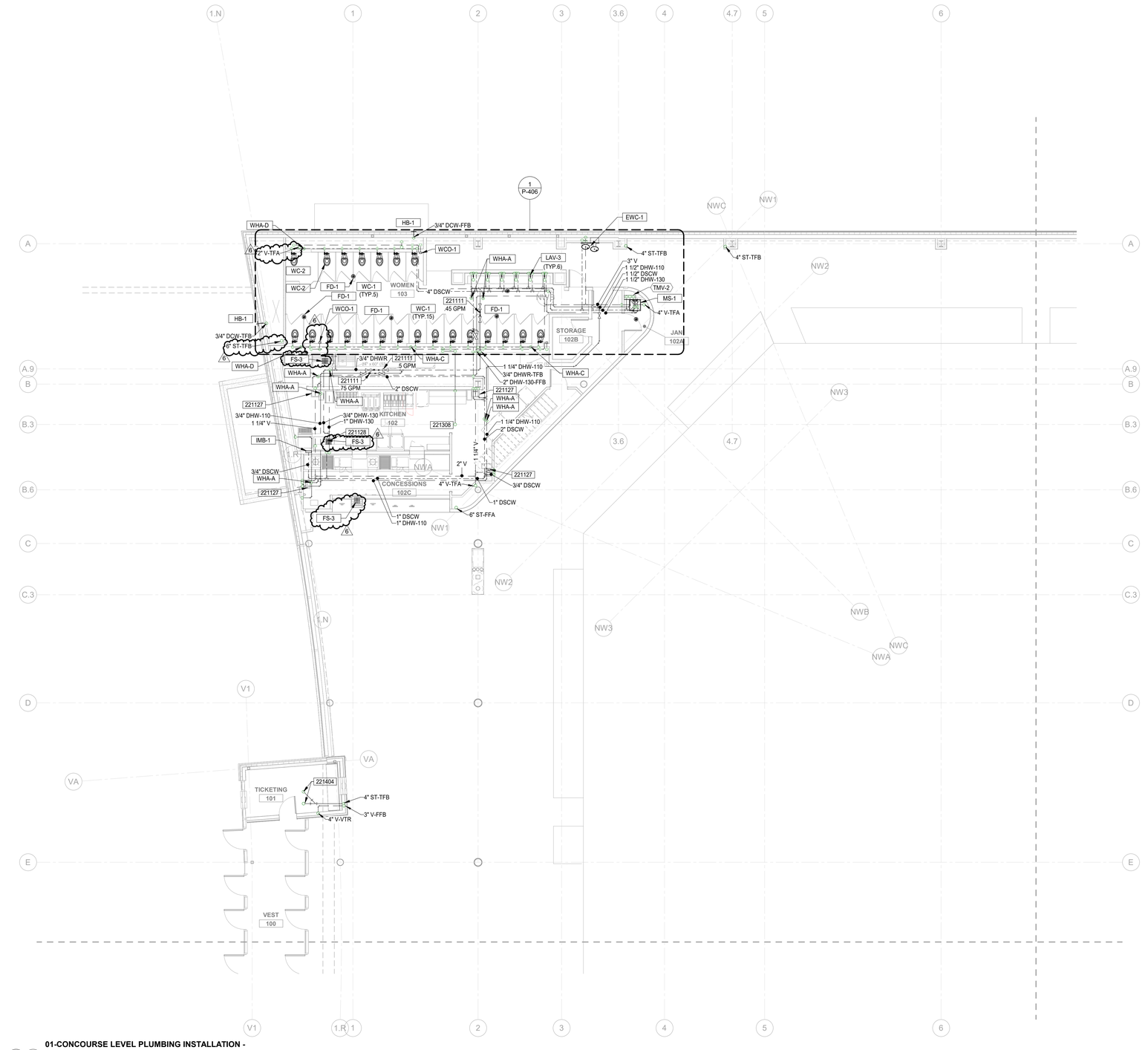

01-CONCOURSE LEVEL PLUMBING INSTALLATION - AREA A
SCALE: 1/8" = 1'-0"

NORTH

GENERAL NOTES

A. REFER TO SHEET P-001 FOR ADDITIONAL GENERAL NOTES AND INFORMATION.

B. WHERE PIPE SIZES MAY NOT BE INDICATED SERVING A FIXTURE, PROVIDE SIZES AS INDICATED IN THE PLUMBING FIXTURE SCHEDULE.

C. INSTALL ALL EQUIPMENT, FIXTURES, AND ASSOCIATED ACCESSORIES PER MANUFACTURER RECOMMENDATIONS.

D. COORDINATE WITH ALL OTHER DISCIPLINES BEFORE INSTALLING ANY PIPING DEVICES.

E. INVERT ELEVATIONS ARE BASED ON 100.00' FINISHED FIRST FLOOR ELEVATION TO BOTTOM OF PIPE. SITE / CIVIL PLANS ESTABLISH ACTUAL FINISHED FLOOR ELEVATION.

F. EXACT LOCATION OF PLUMBING FIXTURES SHALL BE CORDINATED WITH THE ARCHITECTURAL PLANS TO MEET A.D.A. REQUIREMENTS.

KEYNOTES

221111	PROVIDE SHUT-OFF VALVE, CHECK VALVE, AND SHUT-OFF VALVE IN THE DIRECTION OF WATER FLOW. BALANCE TO FLOW INDICATED.
221127	3/4" DSCW AND DHW-110 TO SERVE KITCHEN HANDSINK
221128	3/4" DSCW AND DHW-130 TO SERVE KITCHEN SINK.
221308	2" SANITARY UP SERVING FLOOR SINK ON FLOOR ABOVE.
221404	STORM RISER DOWN FROM ROOF DRAIN

IN128 - JAMES T. MORRIS ARENA

Ohio St & N Blackford St
Indianapolis, IN 46202

IU Project NO. 20240127

Owner
INDIANA UNIVERSITY BOARD OF TRUSTEES
2901 EAST DISCOVERY PARKWAY
BLOOMINGTON, IN 47408
812-855-1692

Architect
RATIO
101 SOUTH PENNSYLVANIA STREET
INDIANAPOLIS, IN 46204
317-633-4040

Structural Engineer
FINK ROBERTS AND PETRIE, INC.
3535 EAST 96TH STREET
SUITE 126
INDIANAPOLIS, IN 46240
317-872-8400

Mechanical / Electrical
INTROBA
8250 HAVERSTICK ROAD
SUITE 285
INDIANAPOLIS, IN 46240
800-404-7677

Plumbing Engineer
DLZ
138 N. DELAWARE ST
INDIANAPOLIS, IN 46204
317-633-4120

Acoustics / Technology Engineer
WJHW
7220 W. JEFFERSON AVE
SUITE 216
LAKEWOOD, CO 80235
972-934-3700

Civil Engineer
AMERICAN STRUCTUREPOINT, INC.
9025 RIVER ROAD
SUITE 200
INDIANAPOLIS, IN 46240
317-547-5580

Food Service Consultant
CINILITTLE
3405 NW 9TH AVENUE #1202
FORT LAUDERDALE, FL 33309
954-846-9600

Code Consultant
FORZA
2502 WEST MECHANIC ST, SUITE C
HARRISONVILLE, MO 64701
816-806-3729

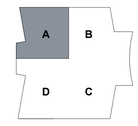

KEY PLAN

SEAL | DATE 02/03/25



SHEET ISSUE

1	DESIGN DEVELOPMENT	08/30/24
2	50% CONSTRUCTION DOCUMENTS	11/01/24
3	95% CONSTRUCTION DOCUMENTS	12/19/24
4	CONSTRUCTION DOCUMENTS	01/13/25
5	ADDENDUM 01	01/27/25
6	ADDENDUM 02	02/03/25

RATIO

COPYRIGHT NOTICE: THIS ARCHITECTURAL AND ENGINEERING DRAWING IS GIVEN IN CONFIDENCE AND SHALL BE USED ONLY PURSUANT TO THE AGREEMENT WITH RATIO. NO OTHER USE, DISSEMINATION OR DUPLICATION MAY BE MADE WITHOUT PRIOR WRITTEN CONSENT OF RATIO. ALL COMMON LAW RIGHTS OF COPYRIGHT AND OTHERWISE ARE HEREBY SPECIFICALLY RESERVED.

PROJECT NO. 18082.000

SHEET TITLE
MAIN CONCOURSE LEVEL - AREA A

SHEET NUMBER
P-202A

1/31/2025 12:44:14 PM

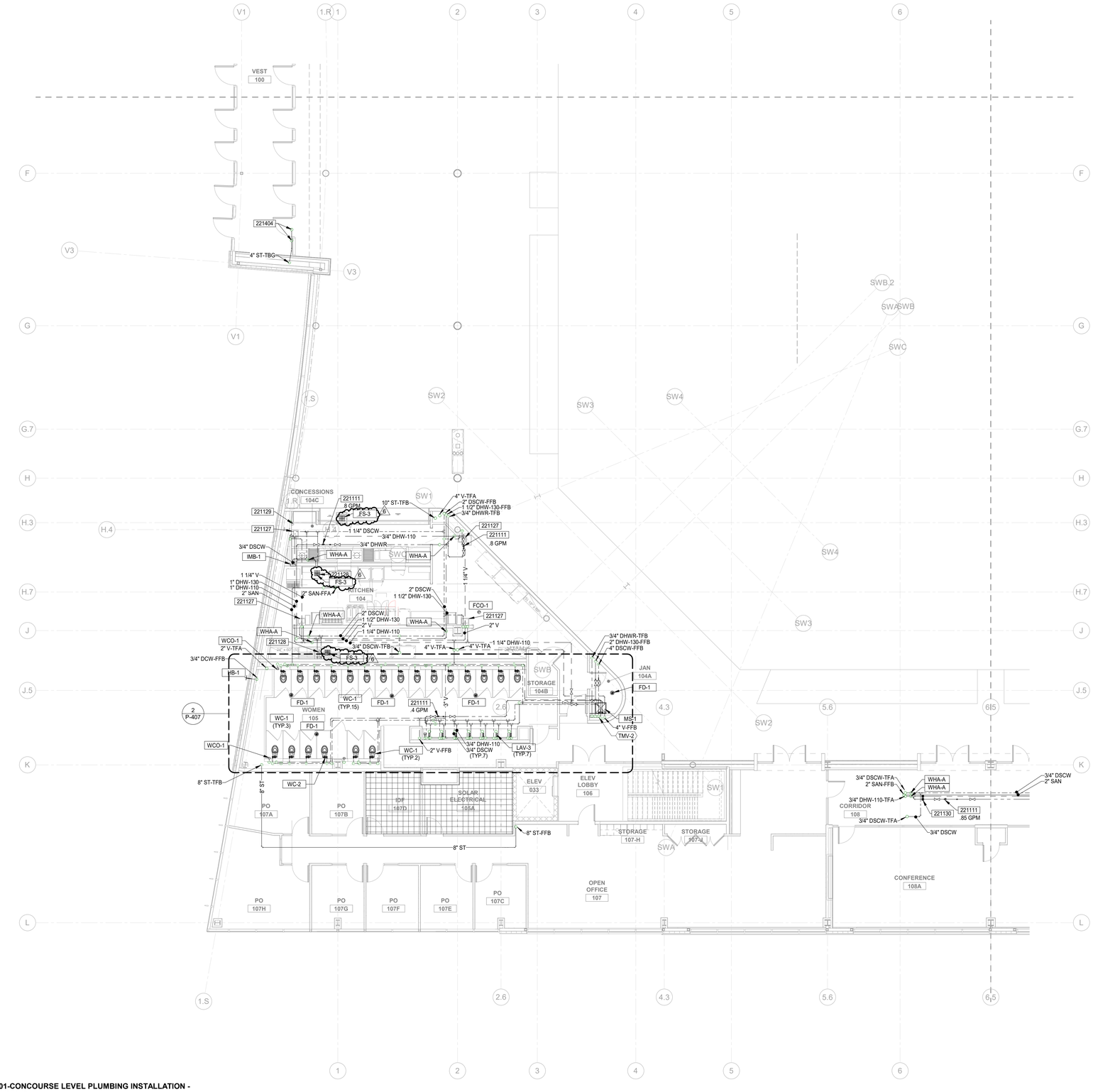

01-CONCOURSE LEVEL PLUMBING INSTALLATION - AREA D
SCALE: 1/8" = 1'-0"

NORTH

NO PLUMBING BRANCHES ARE TO BE ROUTED IN REGION

GENERAL NOTES

A. REFER TO SHEET P-001 FOR ADDITIONAL GENERAL NOTES AND INFORMATION.

B. WHERE PIPE SIZES MAY NOT BE INDICATED SERVING A FIXTURE, PROVIDE SIZES AS INDICATED IN THE PLUMBING FIXTURE SCHEDULE.

C. INSTALL ALL EQUIPMENT, FIXTURES, AND ASSOCIATED ACCESSORIES PER MANUFACTURER RECOMMENDATIONS.

D. COORDINATE WITH ALL OTHER DISCIPLINES BEFORE INSTALLING ANY PIPING DEVICES.

E. INVERT ELEVATIONS ARE BASED ON 100.00' FINISHED FIRST FLOOR ELEVATION TO BOTTOM OF PIPE. SITE / CIVIL PLANS ESTABLISH ACTUAL FINISHED FLOOR ELEVATION.

F. EXACT LOCATION OF PLUMBING FIXTURES SHALL BE CORDINATED WITH THE ARCHITECTURAL PLANS TO MEET A.D.A. REQUIREMENTS.

KEYNOTES

221111	PROVIDE SHUT-OFF VALVE, CHECK VALVE, AND SHUT-OFF VALVE IN THE DIRECTION OF WATER FLOW. BALANCE TO FLOW INDICATED.
221127	3/4" DSCW AND DHW-110 TO SERVE KITCHEN HANDSINK
221128	3/4" DSCW AND DHW-130 TO SERVE KITCHEN SINK.
221129	3/4" DCW TO SERVE KITCHEN WATER FILTRATION SYSTEM.
221130	PROVIDE EXPANSION ANCHOR IN HOT WATER SUPPLY AND RETURN PIPING AT LOCATION INDICATED. REFER TO SPECIFICATION 220500 FOR DELEGATED DESIGN REQUIREMENTS. PROVIDE ALL GUIDES AND ANCHORS PER MANUFACTURER RECOMMENDATION.
221404	STORM RISER DOWN FROM ROOF DRAIN

IN128 - JAMES T. MORRIS ARENA

Ohio St & N Blackford St
Indianapolis, IN 46202

IU Project NO. 20240127

Owner
INDIANA UNIVERSITY BOARD OF TRUSTEES
2901 EAST DISCOVERY PARKWAY
BLOOMINGTON, IN 47408
812-855-1692

Architect
RATIO
101 SOUTH PENNSYLVANIA STREET
INDIANAPOLIS, IN 46204
317-633-4040

Structural Engineer
FINK ROBERTS AND PETRIE, INC.
3535 EAST 96TH STREET
SUITE 126
INDIANAPOLIS, IN 46240
317-872-8400

Mechanical / Electrical
INTROBA
8250 HAVERSTICK ROAD
SUITE 285
INDIANAPOLIS, IN 46240
800-404-7677

Plumbing Engineer
DLZ
138 N. DELAWARE ST
INDIANAPOLIS, IN 46204
317-633-4120

Acoustics / Technology Engineer
WJHW
7220 W. JEFFERSON AVE
SUITE 216
LAKEWOOD, CO 80235
972-934-3700

Civil Engineer
AMERICAN STRUCTUREPOINT, INC.
9025 RIVER ROAD
SUITE 200
INDIANAPOLIS, IN 46240
317-547-5580

Food Service Consultant
CINILITTLE
3405 NW 9TH AVENUE #1202
FORT LAUDERDALE, FL 33309
954-846-9600

Code Consultant
FORZA
2502 WEST MECHANIC ST, SUITE C
HARRISONVILLE, MO 64701
816-806-3729

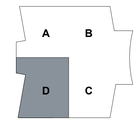

KEY PLAN

SEAL | DATE 02/03/25



SHEET ISSUE

1	DESIGN DEVELOPMENT	08/30/24
2	50% CONSTRUCTION DOCUMENTS	11/01/24
3	95% CONSTRUCTION DOCUMENTS	12/19/24
4	CONSTRUCTION DOCUMENTS	01/13/25
5	ADDENDUM 01	01/27/25
6	ADDENDUM 02	02/03/25

COPYRIGHT NOTICE: THIS ARCHITECTURAL AND ENGINEERING DRAWING IS GIVEN IN CONFIDENCE AND SHALL BE USED ONLY PURSUANT TO THE AGREEMENT WITH RATIO. NO OTHER USE, DISSEMINATION OR DUPLICATION MAY BE MADE WITHOUT PRIOR WRITTEN CONSENT OF RATIO. ALL COMMON LAW RIGHTS OF COPYRIGHT AND OTHERWISE ARE HEREBY SPECIFICALLY RESERVED.

PROJECT NO. 18082.000

SHEET TITLE
MAIN CONCOURSE LEVEL - AREA D

SHEET NUMBER
P-202D

1/31/2025 12:44:21 PM

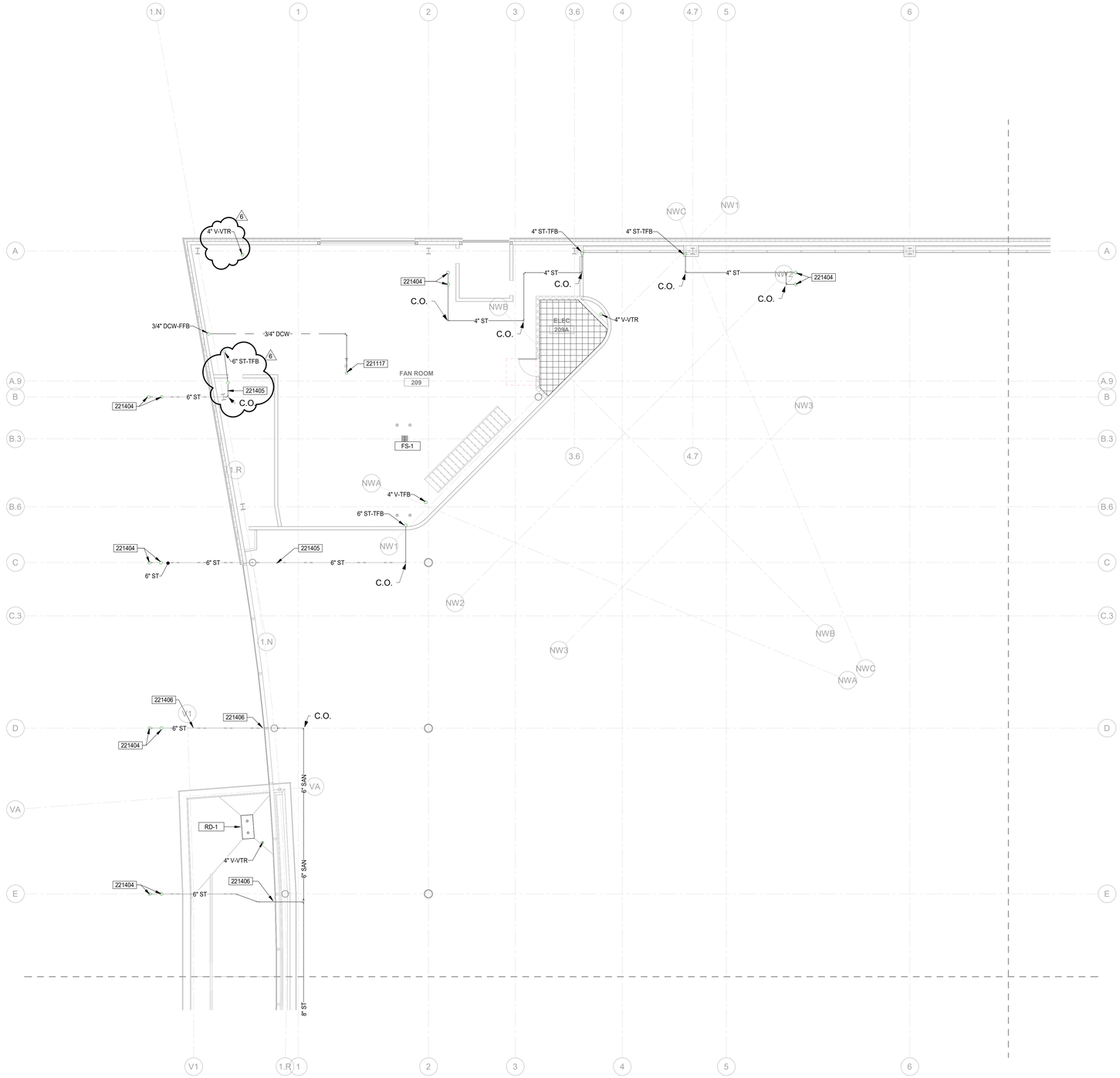

1 02-UPPER LEVEL PLUMBING INSTALLATION - AREA A
SCALE: 1/8" = 1'-0"

NORTH

NO PLUMBING BRANCHES ARE TO BE ROUTED IN REGION

GENERAL NOTES

A. REFER TO SHEET P-001 FOR ADDITIONAL GENERAL NOTES AND INFORMATION.

B. WHERE PIPE SIZES MAY NOT BE INDICATED SERVING A FIXTURE, PROVIDE SIZES AS INDICATED IN THE PLUMBING FIXTURE SCHEDULE.

C. INSTALL ALL EQUIPMENT, FIXTURES, AND ASSOCIATED ACCESSORIES PER MANUFACTURER RECOMMENDATIONS.

D. COORDINATE WITH ALL OTHER DISCIPLINES BEFORE INSTALLING ANY PIPING DEVICES.

E. INVERT ELEVATIONS ARE BASED ON 100.00' FINISHED FIRST FLOOR ELEVATION TO BOTTOM OF PIPE. SITE / CIVIL PLANS ESTABLISH ACTUAL FINISHED FLOOR ELEVATION.

F. EXACT LOCATION OF PLUMBING FIXTURES SHALL BE CORDINATED WITH THE ARCHITECTURAL PLANS TO MEET A.D.A. REQUIREMENTS.

KEYNOTES

221117	3/4" DCW UP TO HB-1 WALL MOUNTED SERVING ROOF.
221404	STORM RISER DOWN FROM ROOF DRAIN
221405	PROVIDE HEAT TRACE ON STORM PIPING INSTALLED INSIDE MECHANICAL OA PLENUM AND PIPING EXTERIOR OF BUILDING. THE EQUIPMENT SHALL BE RATED FOR WATT DENSITY OF 5 (W/FT) AT 120 V, 1 PHASE (MOCP = 15A). REFER TO ELECTRICAL DRAWINGS FOR ADDITIONAL INFORMATION.
221406	PROVIDE HEAT TRACE ON STORM PIPING EXTERIOR OF BUILDING. THE EQUIPMENT SHALL BE RATED FOR WATT DENSITY OF 5 (W/FT) AT 120 V, 1 PHASE (MOCP = 15A). REFER TO ELECTRICAL DRAWINGS FOR ADDITIONAL INFORMATION.

IN128 - JAMES T. MORRIS ARENA

Ohio St & N Blackford St
Indianapolis, IN 46202

IU Project NO. 20240127

Owner
INDIANA UNIVERSITY BOARD OF TRUSTEES
2901 EAST DISCOVERY PARKWAY
BLOOMINGTON, IN 47408
812-855-1692

Architect
RATIO
101 SOUTH PENNSYLVANIA STREET
INDIANAPOLIS, IN 46204
317-633-4040

Structural Engineer
FINK ROBERTS AND PETRIE, INC.
3535 EAST 96TH STREET
SUITE 126
INDIANAPOLIS, IN 46240
317-872-8400

Mechanical / Electrical
INTROBA
8250 HAVERSTICK ROAD
SUITE 285
INDIANAPOLIS, IN 46240
800-404-7677

Plumbing Engineer
DLZ
138 N. DELAWARE ST
INDIANAPOLIS, IN 46204
317-633-4120

Acoustics / Technology Engineer
WJHW
7220 W. JEFFERSON AVE
SUITE 216
LAKEWOOD, CO 80235
972-934-3700

Civil Engineer
AMERICAN STRUCTUREPOINT, INC.
9025 RIVER ROAD
SUITE 200
INDIANAPOLIS, IN 46240
317-547-5580

Food Service Consultant
CINILITTLE
3405 NW 9TH AVENUE #1202
FORT LAUDERDALE, FL 33309
954-846-9600

Code Consultant
FORZA
2502 WEST MECHANIC ST, SUITE C
HARRISONVILLE, MO 64701
816-806-3729

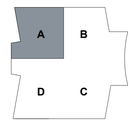

KEY PLAN

SEAL | DATE 02/03/25



SHEET ISSUE

1	DESIGN DEVELOPMENT	08/30/24
2	50% CONSTRUCTION DOCUMENTS	11/01/24
3	95% CONSTRUCTION DOCUMENTS	12/19/24
4	CONSTRUCTION DOCUMENTS	01/13/25
5	ADDENDUM 01	01/27/25
6	ADDENDUM 02	02/03/25

RATIO

COPYRIGHT NOTICE: THIS ARCHITECTURAL AND ENGINEERING DRAWING IS GIVEN IN CONFIDENCE AND SHALL BE USED ONLY PURSUANT TO THE AGREEMENT WITH RATIO. NO OTHER USE, DISSEMINATION OR DUPLICATION MAY BE MADE WITHOUT PRIOR WRITTEN CONSENT OF RATIO. ALL COMMON LAW RIGHTS OF COPYRIGHT AND OTHERWISE ARE HEREBY SPECIFICALLY RESERVED.

PROJECT NO. 18082.000

SHEET TITLE
UPPER LEVEL - AREA A

SHEET NUMBER
P-203A

1/31/2025 12:44:24 PM

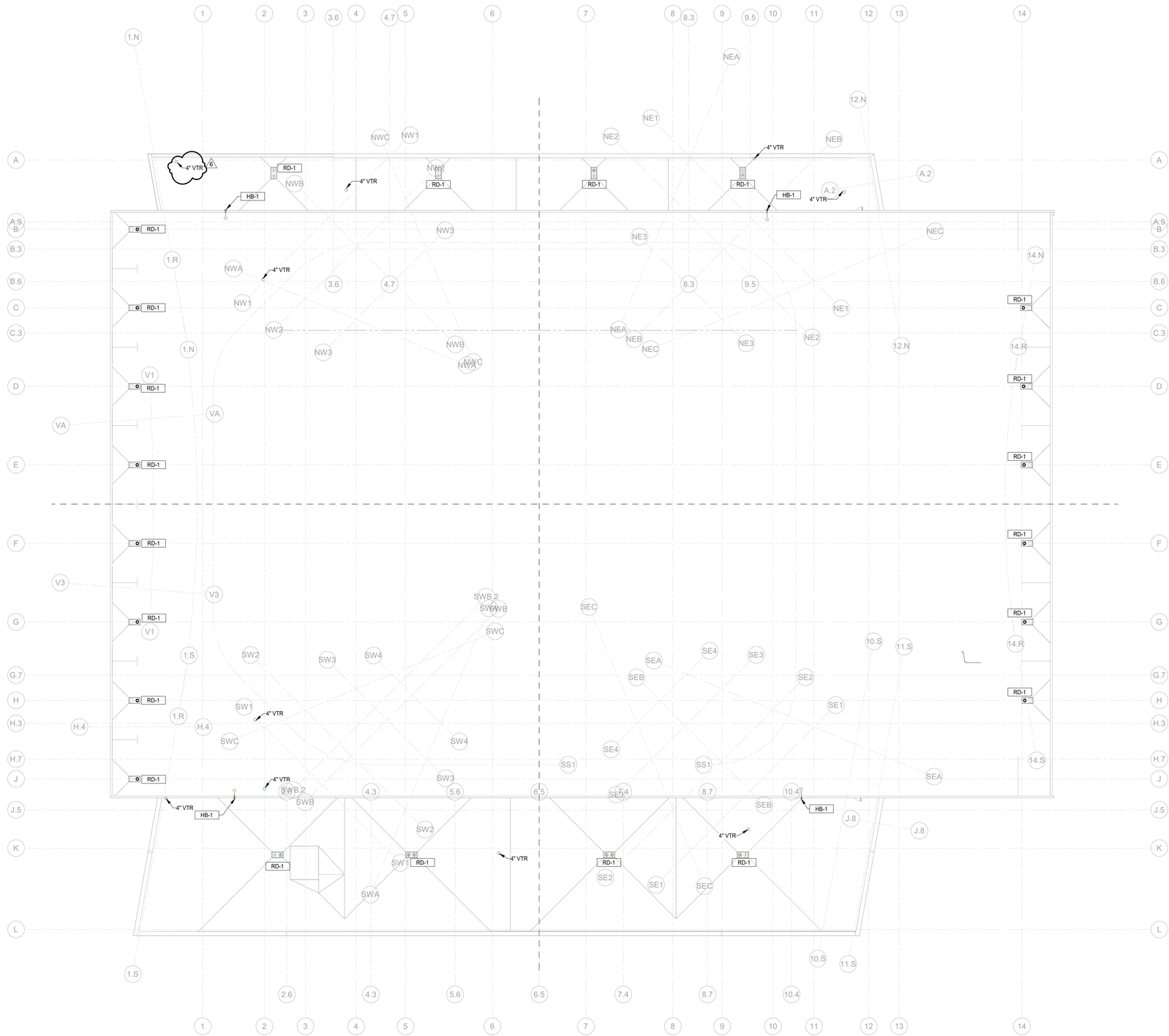

1 ROOF PLUMBING INSTALLATION - OVERALL
SCALE: 1/16" = 1'-0"
NORTH

GENERAL NOTES

A. REFER TO SHEET P-001 FOR ADDITIONAL GENERAL NOTES AND INFORMATION.

B. WHERE PIPE SIZES MAY NOT BE INDICATED SERVING A FIXTURE, PROVIDE SIZES AS INDICATED IN THE PLUMBING FIXTURE SCHEDULE.

C. INSTALL ALL EQUIPMENT, FIXTURES, AND ASSOCIATED ACCESSORIES PER MANUFACTURER RECOMMENDATIONS.

D. COORDINATE WITH ALL OTHER DISCIPLINES BEFORE INSTALLING ANY PIPING DEVICES.

E. INVERT ELEVATIONS ARE BASED ON 100.00' FINISHED FIRST FLOOR ELEVATION TO BOTTOM OF PIPE. SITE / CIVIL PLANS ESTABLISH ACTUAL FINISHED FLOOR ELEVATION.

F. EXACT LOCATION OF PLUMBING FIXTURES SHALL BE CORDINATED WITH THE ARCHITECTURAL PLANS TO MEET A.D.A. REQUIREMENTS.

IN128 - JAMES T. MORRIS ARENA

Ohio St & N Blackford St
Indianapolis, IN 46202

IU Project NO. 20240127

Owner
INDIANA UNIVERSITY BOARD OF TRUSTEES
2901 EAST DISCOVERY PARKWAY
BLOOMINGTON, IN 47408
812-855-1692

Architect
RATIO
101 SOUTH PENNSYLVANIA STREET
INDIANAPOLIS, IN 46204
317-633-4040

Structural Engineer
FINK ROBERTS AND PETRIE, INC.
3535 EAST 96TH STREET
SUITE 126
INDIANAPOLIS, IN 46240
317-872-8400

Mechanical / Electrical
INTROBA
8250 HAVERSTICK ROAD
SUITE 285
INDIANAPOLIS, IN 46240
800-404-7677

Plumbing Engineer
DLZ
138 N. DELAWARE ST
INDIANAPOLIS, IN 46204
317-633-4120

Acoustics / Technology Engineer
WJHW
7220 W. JEFFERSON AVE
SUITE 216
LAKEWOOD, CO 80235
972-934-3700

Civil Engineer
AMERICAN STRUCTUREPOINT, INC.
9025 RIVER ROAD
SUITE 200
INDIANAPOLIS, IN 46240
317-547-5580

Food Service Consultant
CINILITTLE
3405 NW 9TH AVENUE #1202
FORT LAUDERDALE, FL 33309
954-846-9600

Code Consultant
FORZA
2502 WEST MECHANIC ST, SUITE C
HARRISONVILLE, MO 64701
816-806-3729

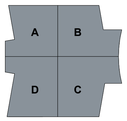

KEY PLAN

SEAL | DATE 02/03/25



SHEET ISSUE

1	DESIGN DEVELOPMENT	08/30/24
2	50% CONSTRUCTION DOCUMENTS	11/01/24
3	95% CONSTRUCTION DOCUMENTS	12/19/24
4	CONSTRUCTION DOCUMENTS	01/13/25
6	ADDENDUM 02	02/03/25

RATIO

COPYRIGHT NOTICE: THIS ARCHITECTURAL AND ENGINEERING DRAWING IS GIVEN IN CONFIDENCE AND SHALL BE USED ONLY PURSUANT TO THE AGREEMENT WITH RATIO. NO OTHER USE, DISSEMINATION OR DUPLICATION MAY BE MADE WITHOUT PRIOR WRITTEN CONSENT OF RATIO. ALL COMMON LAW RIGHTS OF COPYRIGHT AND OTHERWISE ARE HEREBY SPECIFICALLY RESERVED.

PROJECT NO. 18082.000

SHEET TITLE
ROOF - OVERALL PLAN

SHEET NUMBER
P-204

1/31/2025 12:44:25 PM

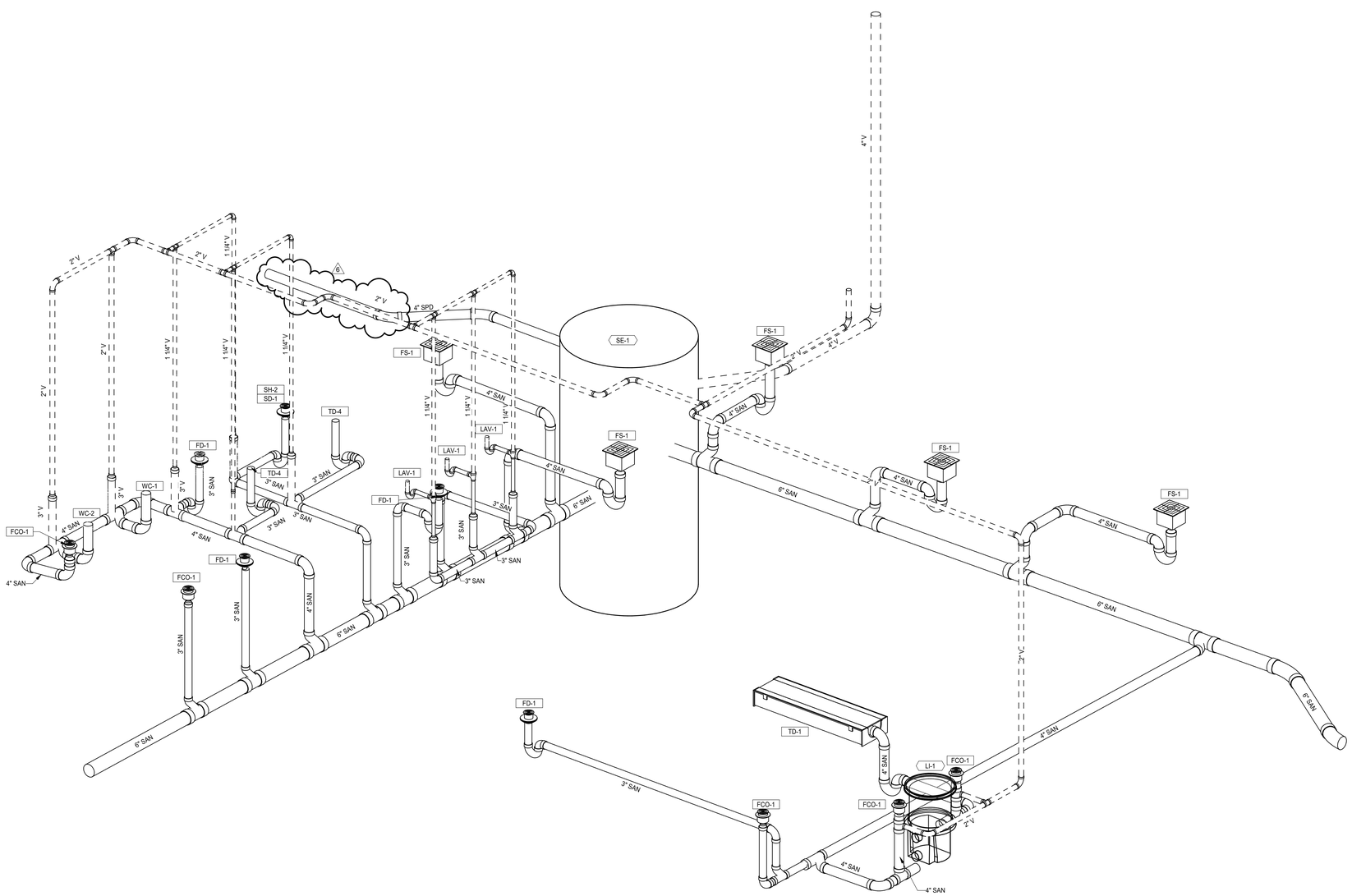

1 **SANITARY VENT RISER DIAGRAM EVENT LEVEL**
EVENT LEVEL AREA A
SCALE: N.T.S.

1/31/2025 12:44:28 PM

IN128 - JAMES T. MORRIS ARENA

Ohio St & N Blackford St
Indianapolis, IN 46202

IU Project NO. 20240127

Owner
INDIANA UNIVERSITY BOARD OF TRUSTEES
2901 EAST DISCOVERY PARKWAY
BLOOMINGTON, IN 47408
812-855-1692

Architect
RATIO
101 SOUTH PENNSYLVANIA STREET
INDIANAPOLIS, IN 46204
317-633-4040

Structural Engineer
FINK ROBERTS AND PETRIE, INC.
3535 EAST 96TH STREET
SUITE 126
INDIANAPOLIS, IN 46240
317-872-8400

Mechanical / Electrical
INTROBA
8250 HAVERSTICK ROAD
SUITE 285
INDIANAPOLIS, IN 46240
800-404-7677

Plumbing Engineer
DLZ
138 N. DELAWARE ST
INDIANAPOLIS, IN 46204
317-633-4120

Acoustics / Technology Engineer
WJHW
7220 W. JEFFERSON AVE
SUITE 216
LAKEWOOD, CO 80235
972-934-3700

Civil Engineer
AMERICAN STRUCTUREPOINT, INC.
9025 RIVER ROAD
SUITE 200
INDIANAPOLIS, IN 46240
317-547-5580

Food Service Consultant
CINILITTLE
3405 NW 9TH AVENUE #1202
FORT LAUDERDALE, FL 33309
954-846-9600

Code Consultant
FORZA
2502 WEST MECHANIC ST, SUITE C
HARRISONVILLE, MO 64701
816-806-3729

SEAL | DATE 02/03/25

JOSHUA R. APLING
REGISTERED
PE 10910274
STATE OF INDIANA
PROFESSIONAL ENGINEER

SHEET ISSUE

2	50% CONSTRUCTION DOCUMENTS	11/01/24
3	95% CONSTRUCTION DOCUMENTS	12/19/24
4	CONSTRUCTION DOCUMENTS	01/13/25
6	ADDENDUM 02	02/03/25

RATIO

COPYRIGHT NOTICE: THIS ARCHITECTURAL AND ENGINEERING DRAWING IS GIVEN IN CONFIDENCE AND SHALL BE USED ONLY PURSUANT TO THE AGREEMENT WITH RATIO. NO OTHER USE, DISSEMINATION OR DUPLICATION MAY BE MADE WITHOUT PRIOR WRITTEN CONSENT OF RATIO. ALL COMMON LAW RIGHTS OF COPYRIGHT AND OTHERWISE ARE HEREBY SPECIFICALLY RESERVED.

PROJECT NO. 18082.000

SHEET TITLE
SANITARY RISER DIAGRAM EVENT LEVEL II

SHEET NUMBER
P-304

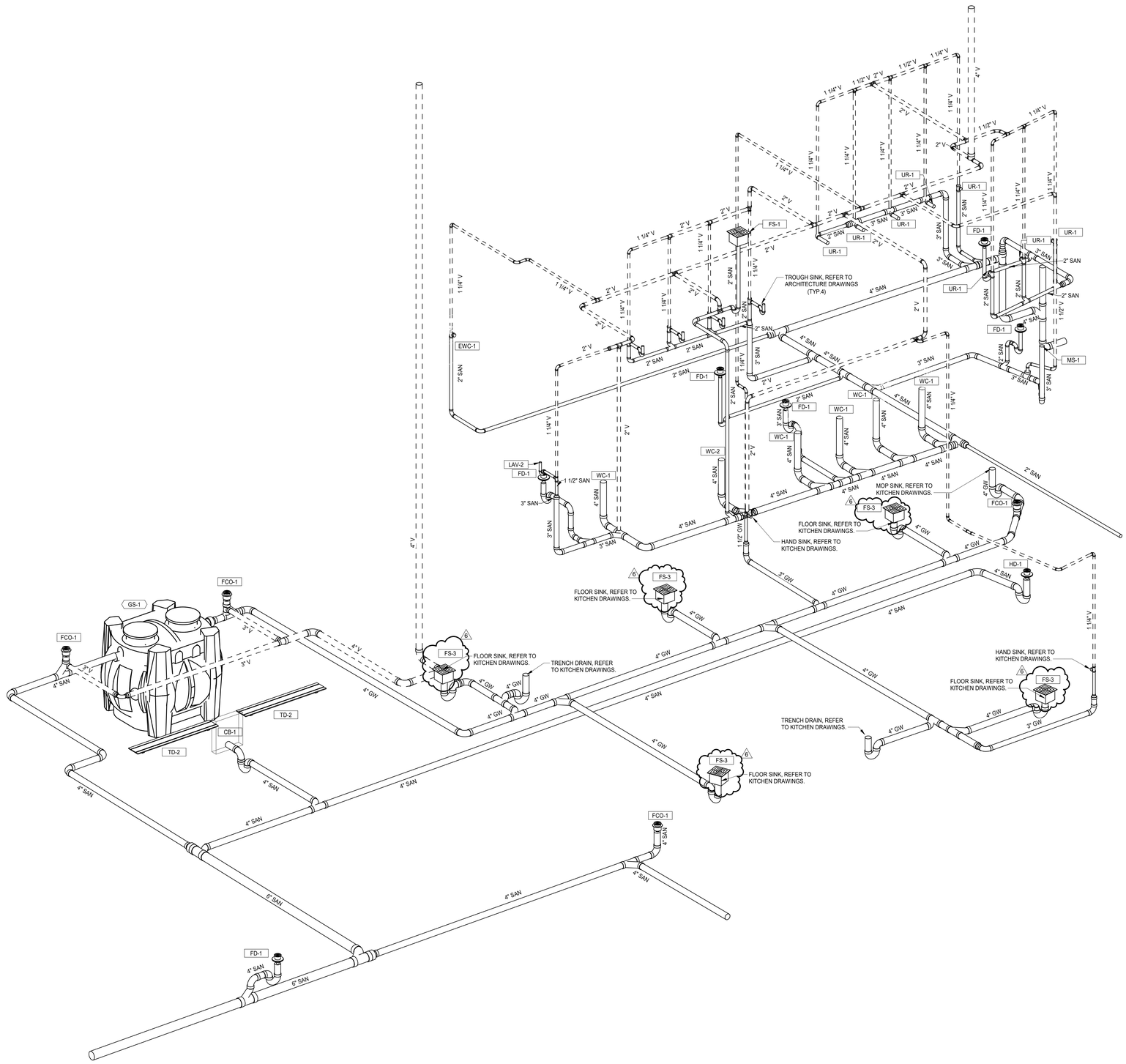

1 **SANITARY VENT RISER DIAGRAM AREA B**
SCALE: N.T.S.

1/31/2025 12:44:32 PM

IN128 - JAMES T. MORRIS ARENA

Ohio St & N Blackford St
Indianapolis, IN 46202

IU Project NO. 20240127

Owner
INDIANA UNIVERSITY BOARD OF TRUSTEES
2901 EAST DISCOVERY PARKWAY
BLOOMINGTON, IN 47408
812-855-1692

Architect
RATIO
101 SOUTH PENNSYLVANIA STREET
INDIANAPOLIS, IN 46204
317-633-4040

Structural Engineer
FINK ROBERTS AND PETRIE, INC.
3535 EAST 96TH STREET
SUITE 126
INDIANAPOLIS, IN 46240
317-872-8400

Mechanical / Electrical
INTROBA
8250 HAVERSTICK ROAD
SUITE 285
INDIANAPOLIS, IN 46240
800-404-7677

Plumbing Engineer
DLZ
138 N. DELAWARE ST
INDIANAPOLIS, IN 46204
317-633-4120

Acoustics / Technology Engineer
WJHW
7220 W. JEFFERSON AVE
SUITE 216
LAKEWOOD, CO 80235
972-934-3700

Civil Engineer
AMERICAN STRUCTUREPOINT, INC.
9025 RIVER ROAD
SUITE 200
INDIANAPOLIS, IN 46240
317-547-5580

Food Service Consultant
CINILITTLE
3405 NW 9TH AVENUE #1202
FORT LAUDERDALE, FL 33309
954-846-9600

Code Consultant
FORZA
2502 WEST MECHANIC ST, SUITE C
HARRISONVILLE, MO 64701
816-806-3729

SEAL | DATE 02/03/25

JOSHUA R. APLING
REGISTERED
PE 10010274
STATE OF INDIANA
PROFESSIONAL ENGINEER

SHEET ISSUE

2	50% CONSTRUCTION DOCUMENTS	11/01/24
3	95% CONSTRUCTION DOCUMENTS	12/19/24
4	CONSTRUCTION DOCUMENTS	01/13/25
6	ADDENDUM 02	02/03/25

RATIO

COPYRIGHT NOTICE: THIS ARCHITECTURAL AND ENGINEERING DRAWING IS GIVEN IN CONFIDENCE AND SHALL BE USED ONLY PURSUANT TO THE AGREEMENT WITH RATIO. NO OTHER USE, DISSEMINATION OR DUPLICATION MAY BE MADE WITHOUT PRIOR WRITTEN CONSENT OF RATIO. ALL COMMON LAW RIGHTS OF COPYRIGHT AND OTHERWISE ARE HEREBY SPECIFICALLY RESERVED.

PROJECT NO. 18082.000

SHEET TITLE:
SANITARY RISER DIAGRAM EVENT AND CONCOURSE LEVEL

SHEET NUMBER
P-306

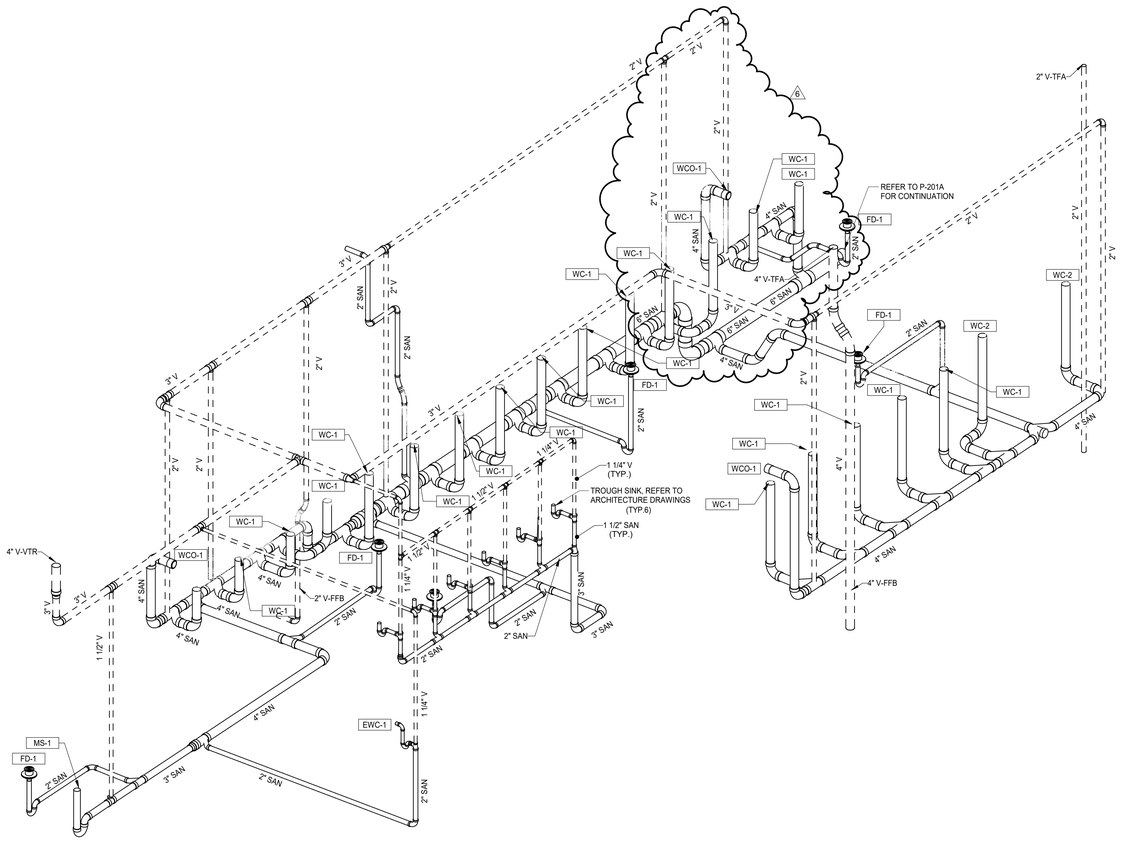

SANITARY VENT RISER DIAGRAM CONCOURSE LEVEL AREA A

2 SCALE: N.T.S.

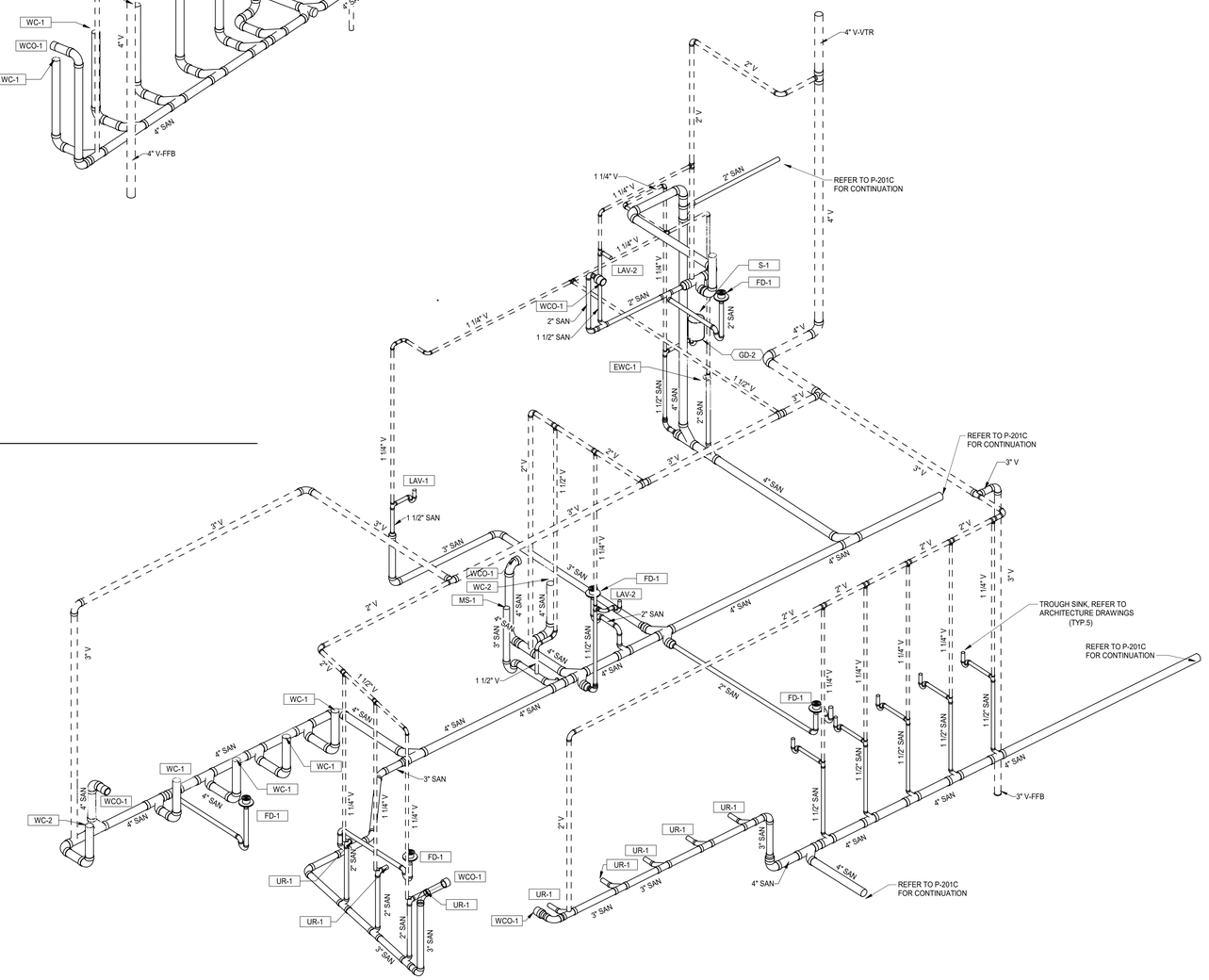

SANITARY VENT RISER DIAGRAM CONCOURSE AND UPPER LEVEL AREA C

1 SCALE: N.T.S.

IN128 - JAMES T. MORRIS ARENA

Ohio St & N Blackford St
Indianapolis, IN 46202

IU Project NO. 20240127

Owner
INDIANA UNIVERSITY BOARD OF TRUSTEES
2901 EAST DISCOVERY PARKWAY
BLOOMINGTON, IN 47408
812-855-1692

Architect
RATIO
101 SOUTH PENNSYLVANIA STREET
INDIANAPOLIS, IN 46204
317-633-4040

Structural Engineer
FINK ROBERTS AND PETRIE, INC.
3535 EAST 96TH STREET
SUITE 126
INDIANAPOLIS, IN 46240
317-872-8400

Mechanical / Electrical
INTROBA
8250 HAVERSTICK ROAD
SUITE 285
INDIANAPOLIS, IN 46240
800-404-7677

Plumbing Engineer
DLZ
138 N. DELAWARE ST
INDIANAPOLIS, IN 46204
317-633-4120

Acoustics / Technology Engineer
WJHW
7220 W. JEFFERSON AVE
SUITE 216
LAKEWOOD, CO 80235
972-934-3700

Civil Engineer
AMERICAN STRUCTUREPOINT, INC.
9025 RIVER ROAD
SUITE 200
INDIANAPOLIS, IN 46240
317-547-5580

Food Service Consultant
CINILITTLE
3405 NW 9TH AVENUE #1202
FORT LAUDERDALE, FL 33309
954-846-9600

Code Consultant
FORZA
2502 WEST MECHANIC ST, SUITE C
HARRISONVILLE, MO 64701
816-806-3729

SEAL | DATE 02/03/25

JOSHUA R. APLIN
REGISTERED
PE 10916274
STATE OF
INDIANA
PROFESSIONAL ENGINEER

SHEET ISSUE

2	50% CONSTRUCTION DOCUMENTS	11/01/24
3	95% CONSTRUCTION DOCUMENTS	12/19/24
4	CONSTRUCTION DOCUMENTS	01/13/25
5	ADDENDUM 01	01/27/25
6	ADDENDUM 02	02/03/25

RATIO

COPYRIGHT NOTICE: THIS ARCHITECTURAL AND ENGINEERING DRAWING IS GIVEN IN CONFIDENCE AND SHALL BE USED ONLY PURSUANT TO THE AGREEMENT WITH RATIO. NO OTHER USE, DISSEMINATION OR DUPLICATION MAY BE MADE WITHOUT PRIOR WRITTEN CONSENT OF RATIO. ALL COMMON LAW RIGHTS OF COPYRIGHT AND OTHERWISE ARE HEREBY SPECIFICALLY RESERVED.

PROJECT NO. 18082.000

SHEET TITLE
SANITARY RISER DIAGRAM CONCOURSE AND UPPER LEVEL I

SHEET NUMBER
P-307

1/31/2025 12:44:38 PM

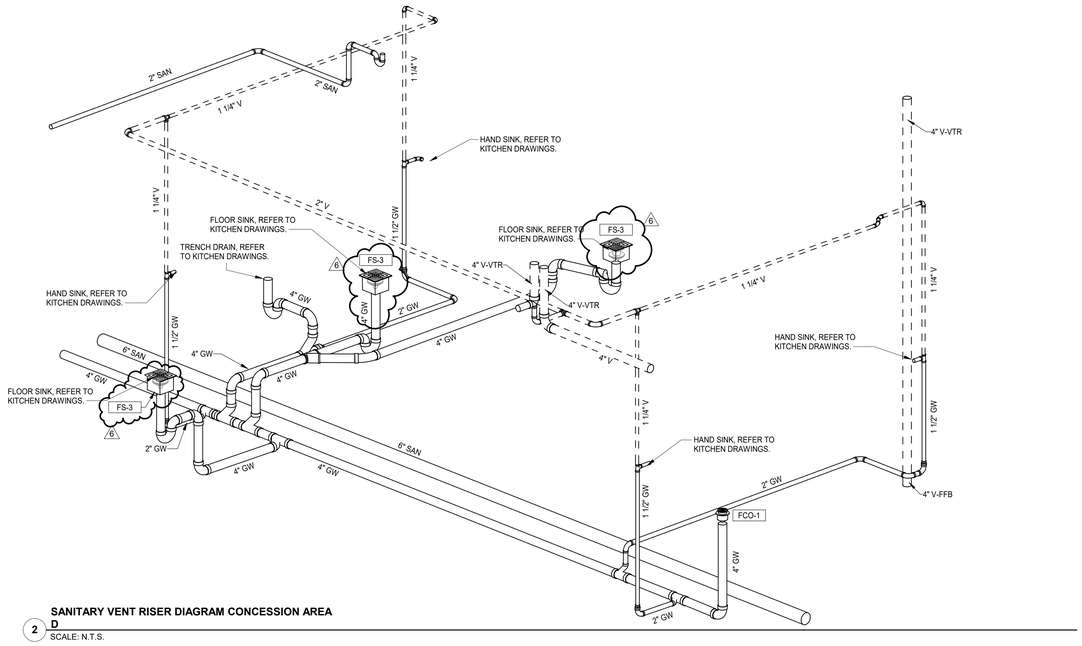

SANITARY VENT RISER DIAGRAM CONCESSION AREA D

2 SCALE: N.T.S.

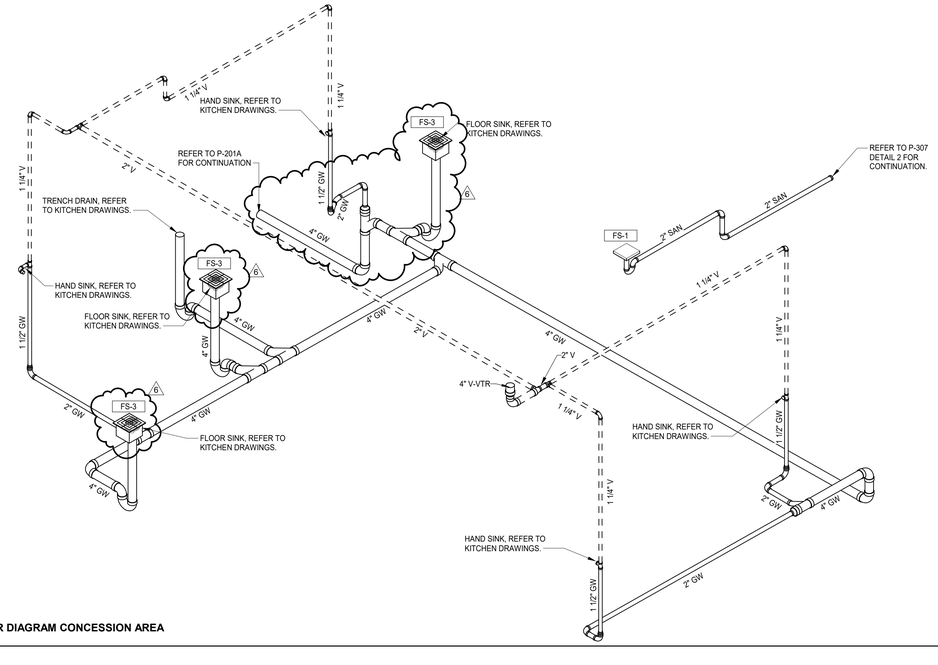

SANITARY VENT RISER DIAGRAM CONCESSION AREA A

1 SCALE: N.T.S.

IN128 - JAMES T. MORRIS ARENA

Ohio St & N Blackford St
Indianapolis, IN 46202

IU Project NO. 20240127

Owner
INDIANA UNIVERSITY BOARD OF TRUSTEES
2901 EAST DISCOVERY PARKWAY
BLOOMINGTON, IN 47408
812-855-1692

Architect
RATIO
101 SOUTH PENNSYLVANIA STREET
INDIANAPOLIS, IN 46204
317-633-4040

Structural Engineer
FINK ROBERTS AND PETRIE, INC.
3535 EAST 96TH STREET
SUITE 126
INDIANAPOLIS, IN 46240
317-872-8400

Mechanical / Electrical
INTROBA
8250 HAVERSTICK ROAD
SUITE 285
INDIANAPOLIS, IN 46240
800-404-7677

Plumbing Engineer
DLZ
138 N. DELAWARE ST
INDIANAPOLIS, IN 46204
317-633-4120

Acoustics / Technology Engineer
WJHW
7220 W. JEFFERSON AVE
SUITE 216
LAKEWOOD, CO 80235
972-934-3700

Civil Engineer
AMERICAN STRUCTUREPOINT, INC.
9025 RIVER ROAD
SUITE 200
INDIANAPOLIS, IN 46240
317-547-5580

Food Service Consultant
CINILITTLE
3405 NW 9TH AVENUE #1202
FORT LAUDERDALE, FL 33309
954-846-9600

Code Consultant
FORZA
2502 WEST MECHANIC ST, SUITE C
HARRISONVILLE, MO 64701
816-806-3729

SEAL | DATE 02/03/25

JOSHUA R. APLING
REGISTERED
PE 10010274
STATE OF INDIANA
PROFESSIONAL ENGINEER

SHEET ISSUE

2	50% CONSTRUCTION DOCUMENTS	11/01/24
3	95% CONSTRUCTION DOCUMENTS	12/19/24
4	CONSTRUCTION DOCUMENTS	01/13/25
5	ADDENDUM 01	01/27/25
6	ADDENDUM 02	02/03/25

RATIO

COPYRIGHT NOTICE: THIS ARCHITECTURAL AND ENGINEERING DRAWING IS GIVEN IN CONFIDENCE AND SHALL BE USED ONLY FOR PURPOSES AUTHORIZED BY RATIO. NO OTHER USE, DISSEMINATION OR DUPLICATION MAY BE MADE WITHOUT PRIOR WRITTEN CONSENT OF RATIO. ALL COMMON LAW RIGHTS OF COPYRIGHT AND OTHERWISE ARE HEREBY SPECIFICALLY RESERVED.

PROJECT NO. 18082.000

SHEET TITLE
SANITARY RISER DIAGRAM CONCOURSE LEVEL CONCESSIONS

SHEET NUMBER
P-309

1/31/2025 12:44:41 PM

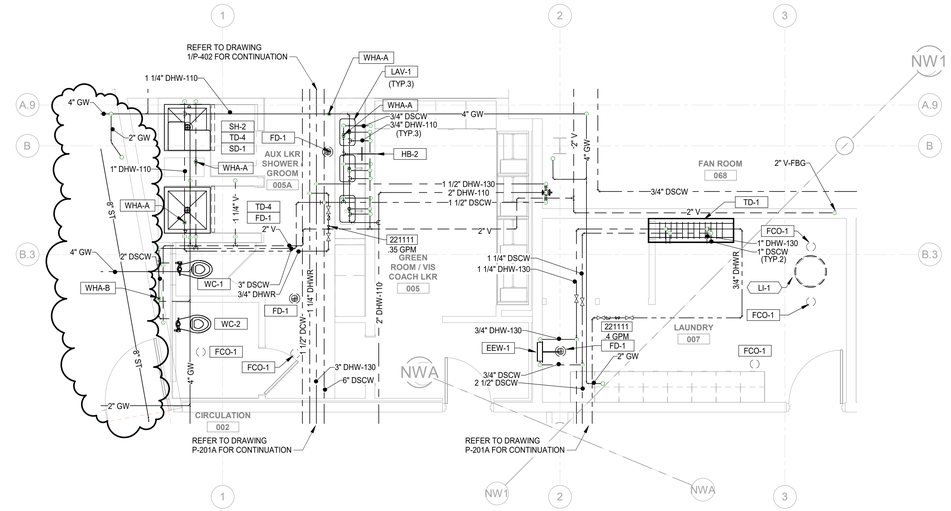

00-EVENT LEVEL PLUMBING INSTALLATION - LAUNDRY/ AUX COACH RESTROOM ENLARGED PLAN
SCALE: 1/4" = 1'-0"

NORTH

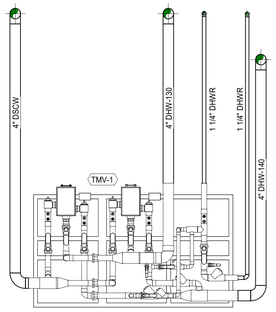

TMV SECTION VIEW
SCALE: N.T.S.

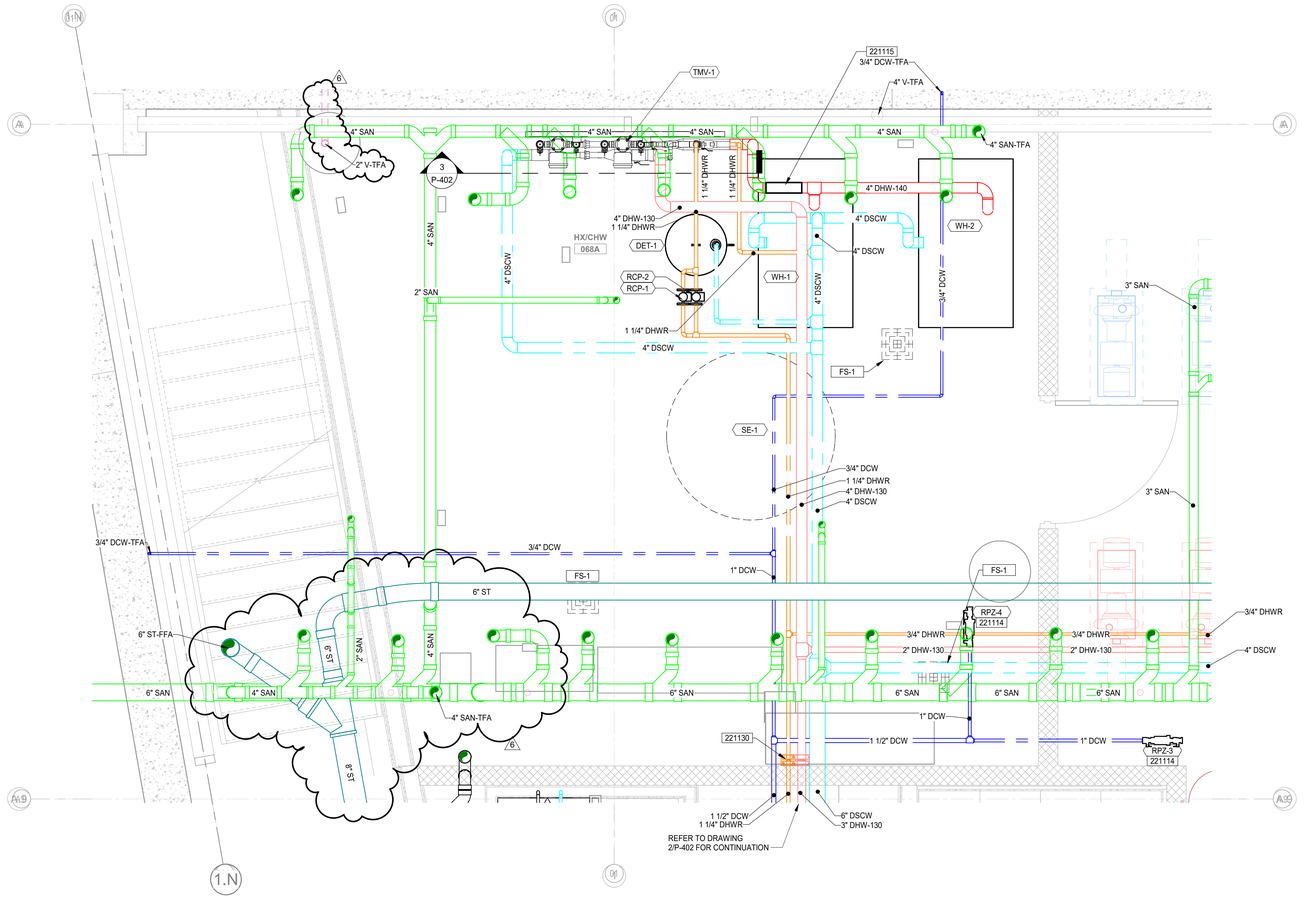

00-EVENT LEVEL PLUMBING ENLARGD PLAN - HX/CHW 209
SCALE: 1/2" = 1'-0"

NORTH

NOTE:
ELEMENTS ON THIS DRAWING ARE IDENTIFIED BY VARIOUS COLORS. IF THIS NOTE IS NOT RED, THIS DRAWING IS NOT IN COLOR AND NEEDS TO BE REPRINTED IN COLOR.

GENERAL NOTES

A. REFER TO SHEET P-001 FOR ADDITIONAL GENERAL NOTES AND INFORMATION.

B. WHERE PIPE SIZES MAY NOT BE INDICATED SERVING A FIXTURE, PROVIDE SIZES AS INDICATED IN THE PLUMBING FIXTURE SCHEDULE.

C. INSTALL ALL EQUIPMENT, FIXTURES, AND ASSOCIATED ACCESSORIES PER MANUFACTURER RECOMMENDATIONS.

D. COORDINATE WITH ALL OTHER DISCIPLINES BEFORE INSTALLING ANY PIPING DEVICES.

E. INVERT ELEVATIONS ARE BASED ON 100.00' FINISHED FIRST FLOOR ELEVATION TO BOTTOM OF PIPE. SITE / CIVIL PLANS ESTABLISH ACTUAL FINISHED FLOOR ELEVATION.

F. EXACT LOCATION OF PLUMBING FIXTURES SHALL BE CORDINATED WITH THE ARCHITECTURAL PLANS TO MEET A.D.A. REQUIREMENTS.

KEYNOTES

221111	PROVIDE SHUT-OFF VALVE, CHECK VALVE, AND SHUT-OFF VALVE IN THE DIRECTION OF WATER FLOW. BALANCE TO FLOW INDICATED.
221114	HVAC HYDRONIC SYSTEM MAKE-UP CONNECTION. REFER TO MECHANICAL DRAWINGS FOR CONTINUATION.
221115	INSTALL PERMANENT AUTOMATIC WATER METER THAT MEASURES THE TOTAL POTABLE WATER USE FOR THE BUILDING AND ASSOCIATED GROUNDS AND CAN BE MONITORED VIA BMS. METER DATA MUST BE COMPILED INTO MONTHLY AND ANNUAL SUMMARIES.
221130	PROVIDE EXPANSION ANCHOR IN HOT WATER SUPPLY AND RETURN PIPING AT LOCATION INDICATED. REFER TO SPECIFICATION 220500 FOR DELEGATED DESIGN REQUIREMENTS. PROVIDE ALL GUIDES AND ANCHORS PER MANUFACTURER RECOMMENDATION.

IN128 - JAMES T. MORRIS ARENA

Ohio St & N Blackford St
Indianapolis, IN 46202

IU Project NO. 20240127

Owner
INDIANA UNIVERSITY BOARD OF TRUSTEES
2901 EAST DISCOVERY PARKWAY
BLOOMINGTON, IN 47408
812-855-1692

Architect
RATIO
101 SOUTH PENNSYLVANIA STREET
INDIANAPOLIS, IN 46204
317-633-4040

Structural Engineer
FINK ROBERTS AND PETRIE, INC.
3535 EAST 96TH STREET
SUITE 126
INDIANAPOLIS, IN 46240
317-872-8400

Mechanical / Electrical
INTROBA
8250 HAVERSTICK ROAD
SUITE 285
INDIANAPOLIS, IN 46240
800-404-7677

Plumbing Engineer
DLZ
138 N. DELAWARE ST
INDIANAPOLIS, IN 46204
317-633-4120

Acoustics / Technology Engineer
WJHW
7220 W. JEFFERSON AVE
SUITE 216
LAKEWOOD, CO 80235
972-934-3700

Civil Engineer
AMERICAN STRUCTUREPOINT, INC.
9025 RIVER ROAD
SUITE 200
INDIANAPOLIS, IN 46240
317-547-5580

Food Service Consultant
CINILITTLE
3405 NW 9TH AVENUE #1202
FORT LAUDERDALE, FL 33309
954-846-9600

Code Consultant
FORZA
2502 WEST MECHANIC ST, SUITE C
HARRISONVILLE, MO 64701
816-806-3729

SEAL | DATE 02/03/25

JOSHUA R. APLING
REGISTERED
PE 10010274
STATE OF INDIANA
PROFESSIONAL ENGINEER

SHEET ISSUE

2	50% CONSTRUCTION DOCUMENTS	11/01/24
3	95% CONSTRUCTION DOCUMENTS	12/19/24
4	CONSTRUCTION DOCUMENTS	01/13/25
5	ADDENDUM 01	01/27/25
6	ADDENDUM 02	02/03/25

RATIO

COPYRIGHT NOTICE: THIS ARCHITECTURAL AND ENGINEERING DRAWING IS GIVEN IN CONFIDENCE AND SHALL BE USED ONLY PURSUANT TO THE AGREEMENT WITH RATIO. NO OTHER USE, DISSEMINATION OR DUPLICATION MAY BE MADE WITHOUT PRIOR WRITTEN CONSENT OF RATIO. ALL COMMON LAW RIGHTS OF COPYRIGHT AND OTHERWISE ARE HEREBY SPECIFICALLY RESERVED.

PROJECT NO. 18082.000

SHEET TITLE
ENLARGED PLUMBING PLAN I

SHEET NUMBER
P-402

1/31/2025 12:44:47 PM

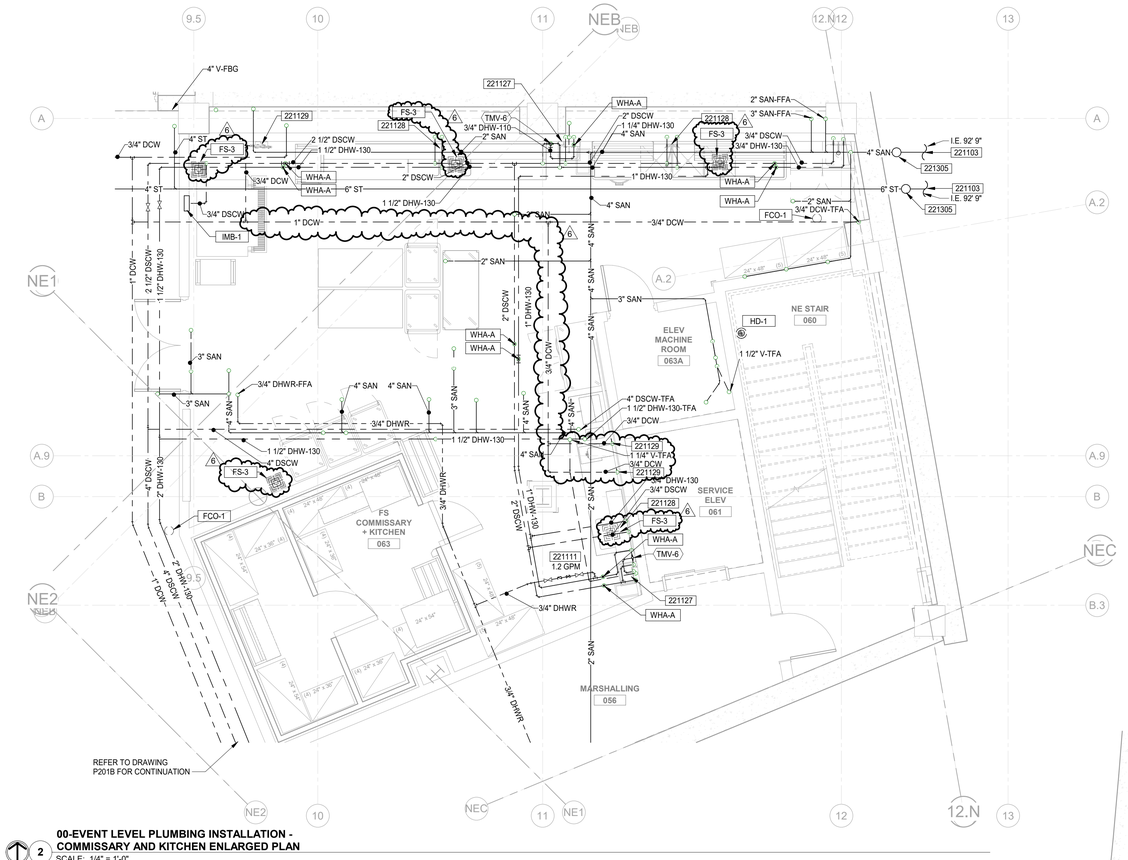

00-EVENT LEVEL PLUMBING INSTALLATION - COMMISSARY AND KITCHEN ENLARGED PLAN
SCALE: 1/4" = 1'-0"
NORTH

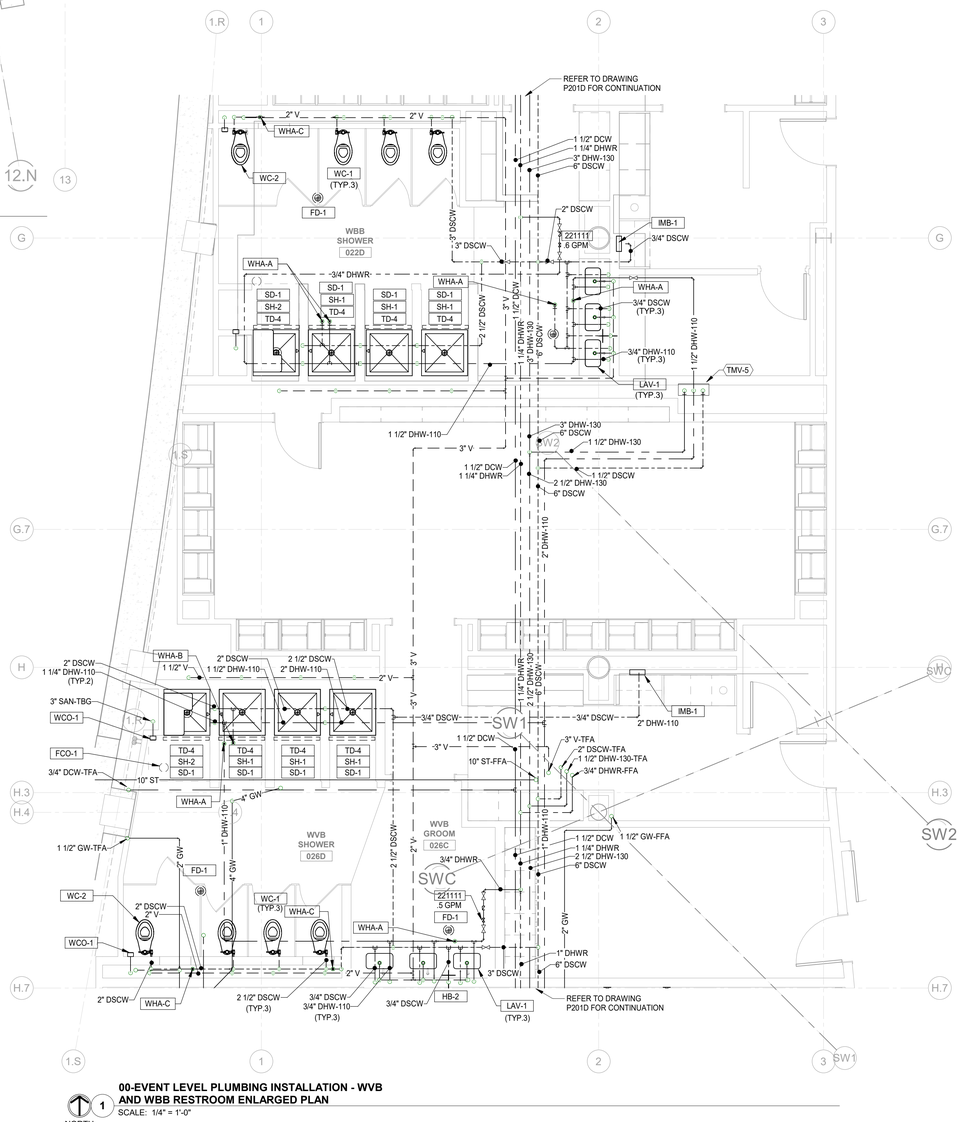

00-EVENT LEVEL PLUMBING INSTALLATION - WVB AND WBB RESTROOM ENLARGED PLAN
SCALE: 1/4" = 1'-0"
NORTH

1/31/2025 12:44:54 PM

GENERAL NOTES

A. REFER TO SHEET P-001 FOR ADDITIONAL GENERAL NOTES AND INFORMATION.

B. WHERE PIPE SIZES MAY NOT BE INDICATED SERVING A FIXTURE, PROVIDE SIZES AS INDICATED IN THE PLUMBING FIXTURE SCHEDULE.

C. INSTALL ALL EQUIPMENT, FIXTURES, AND ASSOCIATED ACCESSORIES PER MANUFACTURER RECOMMENDATIONS.

D. COORDINATE WITH ALL OTHER DISCIPLINES BEFORE INSTALLING ANY PIPING DEVICES.

E. INVERT ELEVATIONS ARE BASED ON 100.00' FINISHED FIRST FLOOR ELEVATION TO BOTTOM OF PIPE. SITE / CIVIL PLANS ESTABLISH ACTUAL FINISHED FLOOR ELEVATION.

F. EXACT LOCATION OF PLUMBING FIXTURES SHALL BE CORDINATED WITH THE ARCHITECTURAL PLANS TO MEET A.D.A. REQUIREMENTS.

KEYNOTES

221103	REFER TO SITE/CIVIL DRAWINGS FOR CONTINUATION.
221111	PROVIDE SHUT-OFF VALVE, CHECK VALVE, AND SHUT-OFF VALVE IN THE DIRECTION OF WATER FLOW. BALANCE TO FLOW INDICATED.
221127	3/4" DSCW AND DHW-110 TO SERVE KITCHEN HANDSINK
221128	3/4" DSCW AND DHW-130 TO SERVE KITCHEN SINK.
221129	3/4" DCW TO SERVE KITCHEN WATER FILTRATION SYSTEM.
221305	PROVIDE TWO-WAY CLEAN-OUTS ON BUILDING SEWER AND STORM MAINS OUTSIDE THE BUILDING.

IN128 - JAMES T. MORRIS ARENA

Ohio St & N Blackford St
Indianapolis, IN 46202

IU Project NO. 20240127

Owner
INDIANA UNIVERSITY BOARD OF TRUSTEES
2901 EAST DISCOVERY PARKWAY
BLOOMINGTON, IN 47408
812-855-1692

Architect
RATIO
101 SOUTH PENNSYLVANIA STREET
INDIANAPOLIS, IN 46204
317-633-4040

Structural Engineer
FINK ROBERTS AND PETRIE, INC.
3535 EAST 96TH STREET
SUITE 126
INDIANAPOLIS, IN 46240
317-872-8400

Mechanical / Electrical
INTROBA
8250 HAVERSTICK ROAD
SUITE 285
INDIANAPOLIS, IN 46240
800-404-7677

Plumbing Engineer
DLZ
138 N. DELAWARE ST
INDIANAPOLIS, IN 46204
317-633-4120

Acoustics / Technology Engineer
WJHW
7220 W. JEFFERSON AVE
SUITE 216
LAKEWOOD, CO 80235
972-934-3700

Civil Engineer
AMERICAN STRUCTUREPOINT, INC.
9025 RIVER ROAD
SUITE 200
INDIANAPOLIS, IN 46240
317-547-5580

Food Service Consultant
CINILITTLE
3405 NW 9TH AVENUE #1202
FORT LAUDERDALE, FL 33309
954-846-9600

Code Consultant
FORZA
2502 WEST MECHANIC ST, SUITE C
HARRISONVILLE, MO 64701
816-806-3729

SEAL | DATE 02/03/25

JOSHUA R. APLING
REGISTERED
PE 10916274
STATE OF INDIANA
PROFESSIONAL ENGINEER

SHEET ISSUE

2	50% CONSTRUCTION DOCUMENTS	11/01/24
3	95% CONSTRUCTION DOCUMENTS	12/19/24
4	CONSTRUCTION DOCUMENTS	01/13/25
5	ADDENDUM 01	01/27/25
6	ADDENDUM 02	02/03/25

RATIO

COPYRIGHT NOTICE: THIS ARCHITECTURAL AND ENGINEERING DRAWING IS GIVEN IN CONFIDENCE AND SHALL BE USED ONLY PURSUANT TO THE AGREEMENT WITH RATIO. NO OTHER USE, DISSEMINATION OR DUPLICATION MAY BE MADE WITHOUT PRIOR WRITTEN CONSENT OF RATIO. ALL COMMON LAW RIGHTS OF COPYRIGHT AND OTHERWISE ARE HEREBY SPECIFICALLY RESERVED.

PROJECT NO. 18082.000

SHEET TITLE
ENLARGED PLUMBING PLANS IV

SHEET NUMBER
P-405

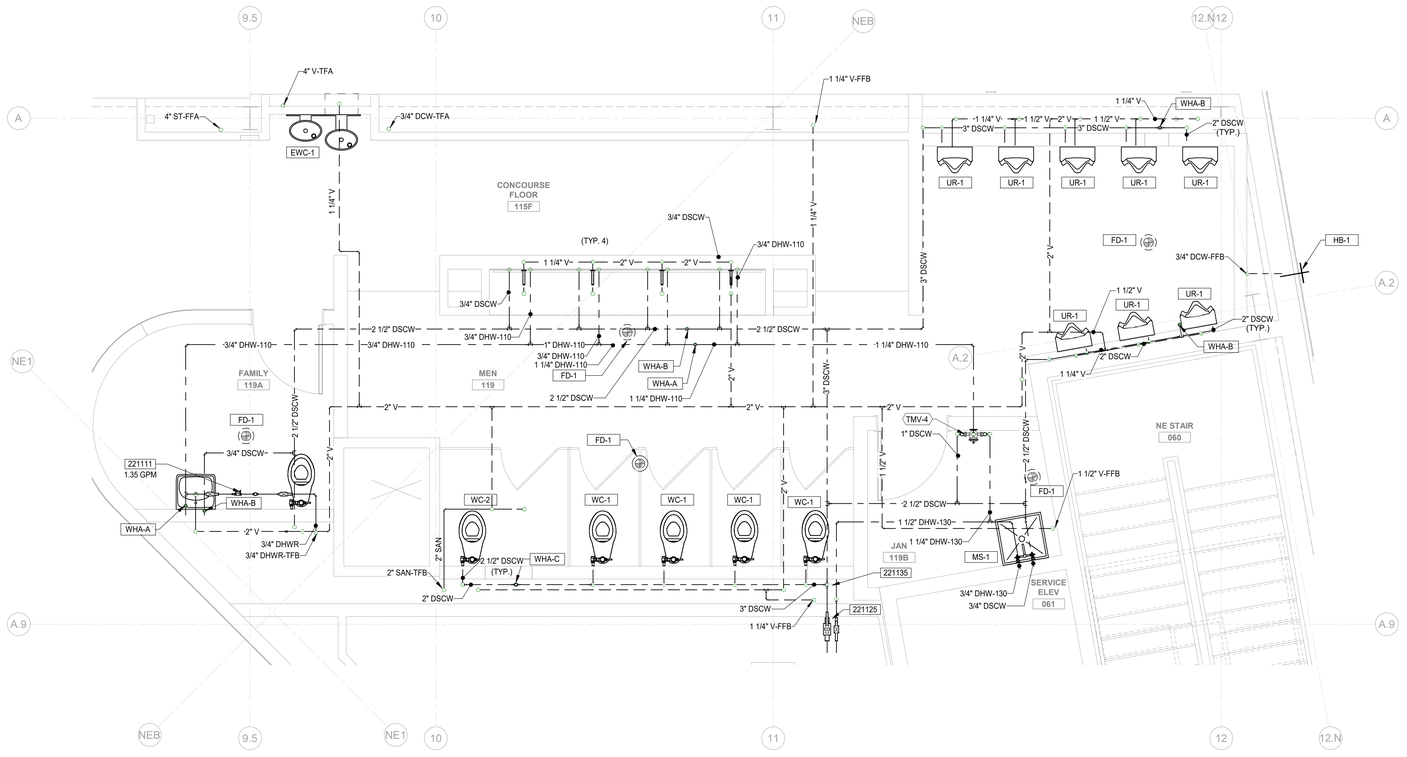

01-CONCOURSE LEVEL PLUMBING INSTALLATION - MEN 119 RESTROOM ENLARGED PLAN
SCALE: 3/8" = 1'-0"

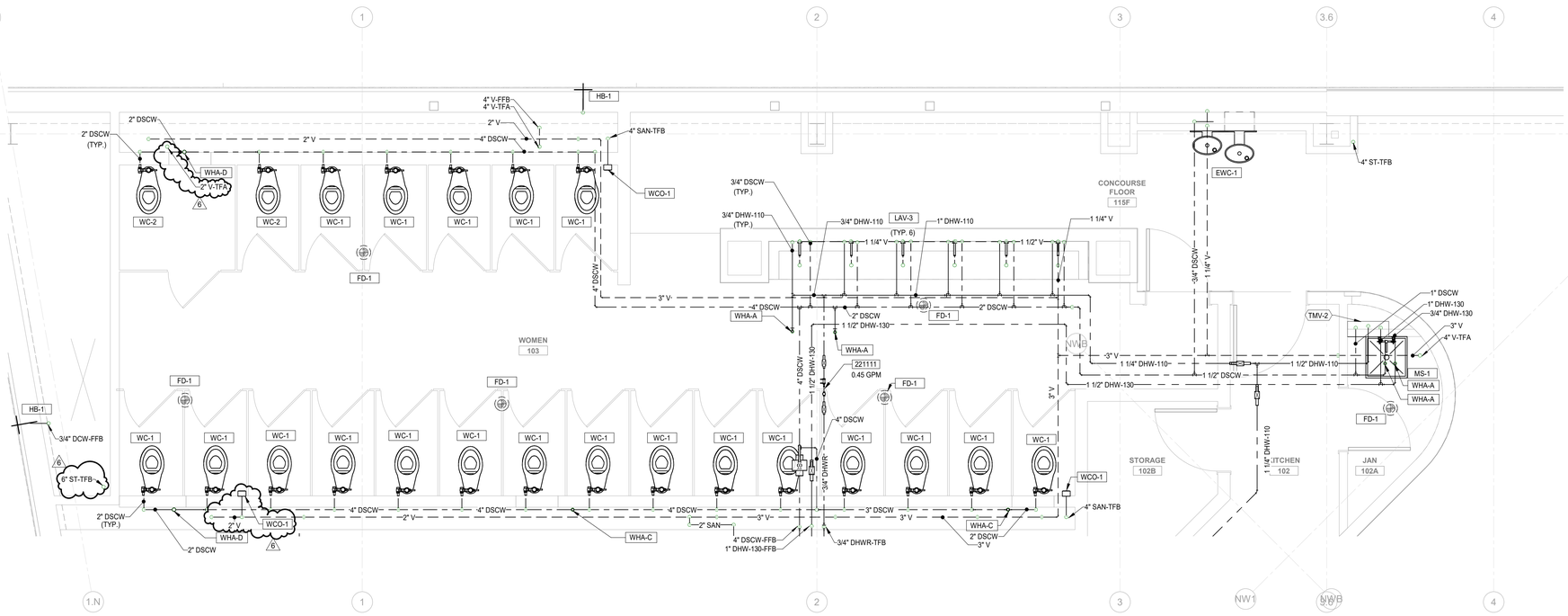

01-CONCOURSE LEVEL PLUMBING INSTALLATION - WOMEN 103 RESTROOM ENLARGED PLAN
SCALE: 3/8" = 1'-0"

1/31/2025 12:44:59 PM

GENERAL NOTES

A. REFER TO SHEET P-001 FOR ADDITIONAL GENERAL NOTES AND INFORMATION.

B. WHERE PIPE SIZES MAY NOT BE INDICATED SERVING A FIXTURE, PROVIDE SIZES AS INDICATED IN THE PLUMBING FIXTURE SCHEDULE.

C. INSTALL ALL EQUIPMENT, FIXTURES, AND ASSOCIATED ACCESSORIES PER MANUFACTURER RECOMMENDATIONS.

D. COORDINATE WITH ALL OTHER DISCIPLINES BEFORE INSTALLING ANY PIPING DEVICES.

E. INVERT ELEVATIONS ARE BASED ON 100.00' FINISHED FIRST FLOOR ELEVATION TO BOTTOM OF PIPE. SITE / CIVIL PLANS ESTABLISH ACTUAL FINISHED FLOOR ELEVATION.

F. EXACT LOCATION OF PLUMBING FIXTURES SHALL BE CORDINATED WITH THE ARCHITECTURAL PLANS TO MEET A.D.A. REQUIREMENTS.

KEYNOTES

221111	PROVIDE SHUT-OFF VALVE, CHECK VALVE, AND SHUT-OFF VALVE IN THE DIRECTION OF WATER FLOW. BALANCE TO FLOW INDICATED.
221125	PROVIDE 2" DSCW, 3/4" DHW CAPPED WITH SHUTOFF VALVE.
221135	PROVIDE SHUTOFFS ON DSCW AND DHW-130 RISER FROM FLOOR BELOW. SHUTOFFS TO BE ACCESSIBLE BY WALL ACCESS PANEL IN RESTROOM.

IN128 - JAMES T. MORRIS ARENA

Ohio St & N Blackford St
Indianapolis, IN 46202

IU Project NO. 20240127

Owner
INDIANA UNIVERSITY BOARD OF TRUSTEES
2901 EAST DISCOVERY PARKWAY
BLOOMINGTON, IN 47408
812-855-1692

Architect
RATIO
101 SOUTH PENNSYLVANIA STREET
INDIANAPOLIS, IN 46204
317-633-4040

Structural Engineer
FINK ROBERTS AND PETRIE, INC.
3535 EAST 96TH STREET
SUITE 126
INDIANAPOLIS, IN 46240
317-872-8400

Mechanical / Electrical
INTROBA
8250 HAVERSTICK ROAD
SUITE 285
INDIANAPOLIS, IN 46240
800-404-7677

Plumbing Engineer
DLZ
138 N. DELAWARE ST
INDIANAPOLIS, IN 46204
317-633-4120

Acoustics / Technology Engineer
WJHW
7220 W. JEFFERSON AVE
SUITE 216
LAKEWOOD, CO 80235
972-934-3700

Civil Engineer
AMERICAN STRUCTUREPOINT, INC.
9025 RIVER ROAD
SUITE 200
INDIANAPOLIS, IN 46240
317-547-5580

Food Service Consultant
CINILITTLE
3405 NW 9TH AVENUE #1202
FORT LAUDERDALE, FL 33309
954-846-9600

Code Consultant
FORZA
2502 WEST MECHANIC ST, SUITE C
HARRISONVILLE, MO 64701
816-806-3729

SEAL | DATE 02/03/25

JOSHUA R. APLIN
REGISTERED
PE 10910274
STATE OF INDIANA
PROFESSIONAL ENGINEER

SHEET ISSUE

2	50% CONSTRUCTION DOCUMENTS	11/01/24
3	95% CONSTRUCTION DOCUMENTS	12/19/24
4	CONSTRUCTION DOCUMENTS	01/13/25
5	ADDENDUM 01	01/27/25
6	ADDENDUM 02	02/03/25

RATIO

COPYRIGHT NOTICE: THIS ARCHITECTURAL AND ENGINEERING DRAWING IS GIVEN IN CONFIDENCE AND SHALL BE USED ONLY PURSUANT TO THE AGREEMENT WITH RATIO. NO OTHER USE, DISSEMINATION OR DUPLICATION MAY BE MADE WITHOUT PRIOR WRITTEN CONSENT OF RATIO. ALL COMMON LAW RIGHTS OF COPYRIGHT AND OTHERWISE ARE HEREBY SPECIFICALLY RESERVED.

PROJECT NO. 18082.000

SHEET TITLE
ENLARGED PLUMBING PLANS V

SHEET NUMBER
P-406

PLUMBING FIXTURE SCHEDULE

TAG	FIXTURE	DESCRIPTION	ACCEPTABLE MANUFACTURER/MODEL	SAN/WASTE	VENT	COLD WATER	HOT WATER	SCHEDULE NOTES
CB-1	CATCH BASIN	CATCH BASIN POLYESTER FIBER REINFORCED POLYMER CONCRETE. SHALL HAVE 4" CLEAR OPEN THROAT. 24" LONG WITH RECEIVING FLANGE BODY TO HAVE LESS THAN 0.35% WATER ABSORPTION, SHALL BE FROST PROOF, SALT PROOF, AND BE RESISTANT TO DILUTE ACIDS AND ALKALIS PER ASTM C267. PROVIDE REMOVABLE 4" SEDIMENT BUCKET. GRATING SHALL BE HEAVY DUTY HEEL PROOF AND ADA COMPLIANT LONGITUDINALLY SLOTTED GRATE MADE OF GRADE 65-45-18 CAST DUCTILE IRON PER ASTM A 536-84 AND SHALL BE E-COATED BLACK AND A MINIMUM LOAD RATING OF CLASS E. SEE TD-2 FOR TRENCH DRAIN DESCRIPTION.	CATCH BASIN - DTCBPF-D20-05B24DI-HDBP-SB4-GLZN4-4OP	4"	-	-	-	
EEW-1	EMERGENCY EYEWASH	EMERGENCY EYEWASH – BARRIER FREE FLUSH MOUNTED WITH 90 DEGREE SWING ARM. 1/2" STAY OPEN EYE AND EYE/FACE WASH VALVE MANUFACTURED FROM CHROME PLATED BRASS. EYES INCLUDES INTEGRAL FLOW CONTROL. INCLUDE EMERGENCY THERMOSTATIC MIXING VALVE ACCESSORY.	EMERGENCY EYEWASH - BRADLEY MODEL S19284JB ■ TEMPERED WATER BLENDING SYSTEM - BRADLEY MODEL S19-2000 EFX8	-	-	1/2"	1/2"	SERVES LAUNDRY ROOM
EWC-1	ELECTRIC WATER COOLER	BI-LEVEL ELECTRIC WATER COOLER WITH BOTTLE FILLER. UNIT SHALL DELIVER 8 GPH OF 50-DEG F DRINKING WATER AT 90-DEG F AMBIENT AND 80 DEG.-F INLET WATER. UNITS SHALL HAVE PUSHBAR ACTIVATION WITH SIDE PUSHBAR. INCLUDE 3000-GALLON CAPACITY FILTER CERTIFIED TO NSF/ANSI 42 AND 53 WITH VISUAL MONITOR TO INDICATE WHEN REPLACEMENT IS NECESSARY. INCLUDE INTEGRATED SILVER ION ANTI-MICROBIAL PROECTION IN KEY AREAS AND LEAD-FREE DESIGN. FRONT ACCESS. ELECTRICAL REQUIREMENTS: 115 V, 370 W, 5 F.L.A.	ELKAY MODEL: LZSTL8WSSK	1-1/2"	1-1/4"	1/2"	-	ADA COMPLIANT. MOUNT AT HEIGHT AS REQUIRED ON ARCHITECTURAL DRAWINGS.
FCO-1	FLOOR CLEANOUT	ADJUSTABLE LEVELING FLOOR CLEANOUT, DURA-COATED CAST IRON BODY WITH GAS AND WATERTIGHT ABS TAPERED THREAD PLUG AND ROUND SCORIATED SECURED LIGHT-DUTY TOP WITH ADDITIONAL LEVELING ADJUSTMENT TO FINISHED FLOOR.	ZURN MODEL: Z1400-BZ-ZB-VP	-	-	-	-	MATCH PIPE SIZE.
FD-1	FLOOR DRAIN (TRAP SEAL)	LACQUERED CAST IRON FLOOR DRAIN WITH 5" ROUND POLISHED NICKEL BRONZE TOP, ADJUSTABLE STRAINER, AND DEEP SUMP BODY COMPLETE WITH SEDIMENT BUCKET. PROVIDE ASSE 1072 TRAP PROTECTION DEVICE. PROVIDE SECURITY SCREWS FOR USE IN SECURE AREAS.	ZURN MODEL: Z1400-BZ-ZS-VP	-	-	-	-	MATCH PIPE SIZE. PROVIDE WITH TRAP PROTECTION DEVICE SIMILAR TO SURESEAL
FS-1	FLOOR SINK	12 INCH SQUARE BY 8 INCH DEEP SANITARY FLOOR SINK CONSTRUCTED OF 16 GAGE STAINLESS STEEL. LOOSE-MOUNTED GRATE HAVING 1/2" SQUARE OPENINGS. PROVIDE SEDIMENT BUCKET. PROVIDE WITH ASSE 1072 TRAP PROTECTION DEVICE.	ZURN Z-1751 OR EQUIVALENT.	-	-	-	-	MATCH PIPE SIZE.
FS-2	FLOOR SINK	24 INCH SQUARE BY 17 INCH DEEP SANITARY FLOOR SINK CONSTRUCTED OF POWDER COATED STAINLESS STEEL. LOOSE-MOUNTED DUCTILE IRON GRATE HAVING 13/16" OPENINGS. PROVIDE SEDIMENT BUCKET. PROVIDE WITH ASSE 1072 TRAP PROTECTION DEVICE.	MIFAB MODEL: F1580	-	-	-	-	MATCH PIPE SIZE.
FS-3	FLOOR SINK	12 INCH SQUARE BY 8 INCH DEEP SANITARY FLOOR SINK CONSTRUCTED OF 16 GAGE STAINLESS STEEL. LOOSE-MOUNTED 1/2 GRATE HAVING 1/2" SQUARE OPENINGS. PROVIDE SEDIMENT BUCKET. PROVIDE WITH ASSE 1072 TRAP PROTECTION DEVICE.	ZURN Z-1751-2 OR EQUIVALENT.	-	-	-	-	MATCH PIPE SIZE.
HB-1	WALL HYDRANT (FREEZELESS)	EXPOSED, LEAD FREE, ANTI-SIPHON WALL HYDRANT, AUTOMATIC DRAINING, ANTI-SIPHON VACUUM BREAKER WITH 3/4" MALE HOSE THREAD, LOOSE TEE KEY, CHROME PLATED EXTERIOR FINISH	WOODFORD MODEL: NO. B65	-	-	3/4"	-	MOUNT FIXTURE AT 18" AFF
HB-2	WALL HYDRANT (CONCEALED)	CONCEALED BOX ANTI-SIPHON VACUUM BREAKER WITH 3/4" MALE HOSE THREAD, STEM LOCK, CHROME PLATED EXTERIOR FINISH.	■WOODFORD MODEL: NO. B24 ■STEM LOCK: SL-24	-	-	3/4"	-	MOUNT FIXTURE AT 18" AFF
HB-3	WALL HYDRANT (EXPOSED)	WALL HYDRANT EXPOSED, LEAD FREE, ANTI-SIPHON WALL HYDRANT WITH EXTERNAL VACUUM BREAKER, BRONZE AND STAINLESS STEEL INTERIOR COMPONENTS, VANDAL RESISTANT OPERATING STEM, AND SECURED WHEEL-TYPE HANDLE. PROVIDE 3/4" MALE HOSE CONNECTION.	WOODFORD MODEL: NO 21	-	-	3/4"	-	MOUNT FIXTURE AT 18" AFF
HD-1	FLOOR DRAIN (TRAP SEAL)	LACQUERED CAST IRON FLOOR DRAIN WITH 5" ROUND POLISHED NICKEL BRONZE TOP, ADJUSTABLE STRAINER, AND DEEP SUMP BODY COMPLETE WITH SEDIMENT BUCKET. PROVIDE ASSE 1072 TRAP PROTECTION DEVICE. PROVIDE HUB DRAIN ATTACHMENT FOR INDIRECT CONNECTION TO FIRE PROTECTION STANDPIPE DRAINAGE.	■ZURN MODEL: Z1400-BZ-ZS-VP ■HUB DRAIN: Z1870	-	-	-	-	MATCH PIPE SIZE.
IMB-1	ICE MACHINE BOX	1/2" INLET, 1/4" OUTLET, COMPRESSION ANGLE VALVE, HOT DIPPED GALVANIZED STEEL HOUSING.	GUY GRAY MODEL BIM875	-	-	3/4"	-	
LAV-1	LAVATORY	■BOWL - UNDERMOUNT, VITREOUS CHINA, FRONT OVERFLOW. ■ FAUCET - 0.35 GPM, HARDWIRED DECK MOUNTED INTEGRAL BASE, FILTERED SOLENOID WITH SERVICEABLE STRAINER FILTER, MIXING TEE, DURABLE CAST BRASS FLEXIBLE SUPPLY HOSES WITH 3/8" COMPRESSION CONNECTIONS, HARDWIRED BOX TRANSFORMER. WATERSENSE CERTIFIED ■ AERATOR SUPPLIES AND STOPS -LOOSE KEY ANGLE STOPS; 3/8" I.P.S. CHROME PLATED INLET, 3/8" O.D., FLEXIBLE STEEL RISERS, WALL ESCUTCHEON. ■ TRAP -1-1/4"x1-1/2" CAST BRASS: CHROME PLATED, ADJUSTABLE WITH CLEANOUT PLUG. TUBING TO WALL AND ESCUTCHEON.	■ BOWL - SLOAN MODEL SS-3021 ■ FAUCET - SLOAN SF-2900 ■ SUPPLIES AND STOPS -WOLVERINE BRASS INC. MODEL ENCORE: T&S BRASS ■ TRAP -WOLVERINE BRASS INC. ; T&S BRASS ■ DRAINS - WOLVERINE BRASS INC. CATALOG NO. 56096; T&S BRASS	1-1/4"	1-1/4"	1/2"	1/2"	ADA COMPLIANT.
LAV-2	LAVATORY	■BOWL - WALL HUNG LAVATORY, VITREOUS CHINA, CONCEALED ARM SUPPORTS. ■ FAUCET - 0.35 GPM, HARDWIRED DECK MOUNTED INTEGRAL BASE, FILTERED SOLENOID WITH SERVICEABLE STRAINER FILTER, MIXING TEE, DURABLE CAST BRASS FLEXIBLE SUPPLY HOSES WITH 3/8" COMPRESSION CONNECTIONS, HARDWIRED BOX TRANSFORMER. WATERSENSE CERTIFIED. ■ AERATOR SUPPLIES AND STOPS -LOOSE KEY ANGLE STOPS; 3/8" I.P.S. CHROME PLATED INLET, 3/8" O.D., FLEXIBLE STEEL RISERS, WALL ESCUTCHEON. ■ TRAP -1-1/4"x1-1/2" CAST BRASS: CHROME PLATED, ADJUSTABLE WITH CLEANOUT PLUG. TUBING TO WALL AND ESCUTCHEON.	■ BOWL - SLOAN MODEL SS-3103 ■ FAUCET – CHICAGO FAUCETS – EQ-A11C-33ABCP ■ SUPPLIES AND STOPS -WOLVERINE BRASS INC. MODEL ENCORE: T&S BRASS ■ TRAP -WOLVERINE BRASS INC. ; T&S BRASS ■ DRAINS - WOLVERINE BRASS INC. CATALOG NO. 56096; T&S BRASS	1-1/4"	1-1/4"	1/2"	1/2"	ADA COMPLIANT. MOUNT AT HEIGHT AS REQUIRED ON ARCHITECTURAL DRAWINGS.
LAV-3	CUSTOM TROUGH W/ FAUCETS	■TROUGH SINK – CONTINUOUS SOLID SURFACE GLACIER WHITE SINK CUSTOM LENGTH. REFER TO NUMBER OF FAUCETS MODELED IN FOR USER COUNT. PIPESKIRT TO BE ANGLED BRUSHED STIANLESS. ■FAUCET - 0.35 GPM, HARDWIRED WALL MOUNTED INTEGRAL BASE, FILTERED SOLENOID WITH SERVICEABLE STRAINER FILTER, MIXING TEE, DURABLE CAST BRASS FLEXIBLE SUPPLY HOSES WITH 3/8" COMPRESSION CONNECTIONS, HARDWIRED BOX TRANSFORMER. WATER SENSE CERTIFIED. ■ AERATOR SUPPLIES AND STOPS -LOOSE KEY ANGLE STOPS: 3/8" I.P.S. CHROME PLATED INLET, 3/8" O.D., FLEXIBLE STEEL RISERS, WALL ESCUTCHEON.	■TROUGH SINK – THE SPLASH LABS TSL.MON.A.CUSTOM ■ FAUCET - SLOAN SF-2900	-	-	1/2"	1/2"	ADA COMPLIANT. MOUNT AT HEIGHT AS REQUIRED ON ARCHITECTURAL DRAWINGS. REFER TO MODELED NUMBER OF FAUCETS TO DETERMINE USER COUNT.
MS-1	MOP SINK	BASIN - ONE PIECE MOLDED STONE 24"X24"X10" WITH INTEGRAL STAINLESS STEEL BODY DRAIN, STAINLESS STEEL CAPS ON ALL CURBS, AND WALL GUARDS. ■FAUCET-CHROME PLATED WITH VACUUM BREAKER, INTEGRAL STOPS, ADJUSTABLE WALL BRACE, PAIL HOOK AND 3/4" HOSE THREAD	■BASIN - FIAT MODEL MSB-2424. ■ FAUCET - FIAT MODEL 830AA	3"	1-1/2"	1/2"	1/2"	
RD-1	ROOD DRAIN	15 INCH DIAMETER COMBINATION MAIN ROOF AND OVERFLOW DRAIN WITH DURA-COATED CAST IRON BODY WITH COMBINATION MEMBRANE FLASHING CLAMP, GRAVEL GUARD, AND LOW SILHOUETTE CAST IRON DOME	ZURN MODEL: Z-100-Z-W3	-	-	-	-	MATCH PIPE SIZE.
S-1	SINK	BOWL - ONE (1) 22"x19-1/2"x5-1/2" DEEP BOWL, SELF RIMMING, DROP-IN SINK. 18 GA. TYPE 304 STAINLESS STEEL, CENTER 3 HOLE FAUCET. ■ FAUCET - SOLID BRASS 2 HANDLE FAUCET FOR 3 HOLE MOUNTING. METAL LEVER HANDLES WITH 1/4 TURN STOPS. INCLUDE SWIVEL SPOUT. INCLUDE SPRAY ATTACHMENT WITH INTEGRAL ANTI-SIPHONE DEVICE. (1.5 GPM)■ SUPPLIES AND STOPS - LOOSE KEY ANGLE STOP. 3/8"IPS, CHROME PLATED INLET, 3/8" O.D. FLEXIBLE RISER, AND WALL ESCUTCHEON. PROVIDE CAST BRASS P-TRAP, SINK DRAIN, AND FITTINGS.	■BOWL - JUST MANUFACTURING SADA14519A50-J ■ FAUCET – ELKAY LK800GN08T4 ■ SUPPLIES AND STOPS – WOLVERINE BRASS INC. MODEL 50666	1-1/2"	1-1/4"	1/2"	1/2"	ADA COMPLIANT.
SD-1	FLOOR DRAIN	LACQUERED CAST IRON FLOOR DRAIN WITH 5" ROUND POLISHED NICKEL BRONZE TOP, ADJUSTABLE STRAINER, AND DEEP SUMP BODY COMPLETE WITH SEDIMENT BUCKET. PROVIDE ASSE 1072 TRAP PROTECTION DEVICE. PROVIDE SECURITY SCREWS FOR USE IN SECURE AREAS.	ZURN MODEL: Z1400-BZ-ZS-VP	2"	1-1/4"	-	-	
SH-1	SHOWER	SHOWER SYSTEM, PISTON TYPE PRESSURE BALANCING MIXING VALVE WITH BRASS STEM, MEETING ASME A112.18.1, SINGLE BLADE LEVER HANDLE, SET ADJUSTABLE LIMIT STOP SCREW TO 110F, INTEGRAL SERVICE STOPS, SHOWER HEAD WITH ARM AND FLANGE (1.2 GPM) WATERSENSE CERTIFIED. REFER TO ARCHITECTURAL DRAWINGS FOR ENCLOSURE.	SYMMONS # 9601-PLR-1.2-STN	2"	1-1/4"	3/4"	3/4"	
SH-2	ADA SHOWER	SHOWER/HAND SHOWER SYSTEM, PISTON TYPE PRESSURE BALANCING MIXING VALVE WITH BRASS STEM, MEETING ASME A112.18.1, SINGLE BLADE LEVER HANDLE, SET ADJUSTABLE LIMIT STOP SCREW TO 110F, INTEGRAL SERVICE STOPS, DIVERTER VALVE, SHOWER HEAD WITH ARM AND FLANGE, WITH ADA GRAB BAR FOR HAND SHOWER. ADA-1 MODE HAND SHOWER WITH NON-POSITIVE SHUTOFF (1.5 GPM) WATERSENSE CERTIFIED. REFER TO ARCHITECTURAL DRAWINGS FOR ENCLOSURE.	SYMMONS # 9605-PLR-1.5-TRM	2"	1-1/4"	3/4"	3/4"	ADA COMPLIANT.
TD-1	TRENCH DRAIN (LAUNDRY)	POLYESTER FIBER REINFORCED POLYMER CONCRETE TRENCH DRAIN WITH 18 INCH CLEAR OPEN THROAT AND HAVE A ROUND BOTTOM WITH SMOOTH INTERIOR FINISH. SECTIONS SHALL BE STRAIGHT AND 66" LONG. TRENCH BODY TO HAVE LESS THAN 0.35% WATER ABSORPTION, SHALL BE FROST PROOF, SALT PROOF, AND BE RESISTANT TO DILUTE ACIDS AND ALKALIS PER ASTM C267. GRATING SHALL BE CHEMICAL RESISTANT FIBERGLASS MESH AND A MINIMUM LOAD RATING OF CLASS B. SEE LS-1 FOR LINT INTERCEPTOR DESCRIPTION. TRENCH WITH 0.67% SLOPE.	DURATRENCH MODEL: DTPF18-20HC48FG-HDGS15ZSA-GLNR-NSR-4E	4"	-	-	-	
TD-2	TRENCH DRAIN	POLYESTER FIBER REINFORCED POLYMER CONCRETE TRENCH DRAIN WITH 4 INCH CLEAR OPEN THROAT AND HAVE A ROUND BOTTOM WITH SMOOTH INTERIOR FINISH. SECTIONS SHALL BE STRAIGHT AND 72" LONG. TRENCH BODY TO HAVE LESS THAN 0.35% WATER ABSORPTION, SHALL BE FROST PROOF, SALT PROOF, AND BE RESISTANT TO DILUTE ACIDS AND ALKALIS PER ASTM C267. GRATING SHALL BE HEAVY DUTY SLOTTED GRATE MADE OF GRADE 65-45-18 CAST DUCTILE IRON PER ASTM A 536-84 AND SHALL BE E-COATED BLACK AND A MINIMUM LOAD RATING OF CLASS E. GRATES SHALL BE SECURELY LOCKED TO FRAME WITH VANDAL RESISTANT STAINLESS STEEL BOLT AND LOCKING TOGGLE MECHANISM. SEE CB-2 FOR CATCH BASIN DESCRIPTION.	DURATRENCH MODEL DTPF4-05B24DI-MDSS08ZSA-GLZN4-NSR	4"	-	-	-	
TD-3	TRENCH DRAIN (CRYO)	POLYESTER FIBER REINFORCED POLYMER CONCRETE TRENCH DRAIN WITH 4 INCH CLEAR OPEN THROAT AND HAVE A ROUND BOTTOM WITH SMOOTH INTERIOR FINISH. SECTIONS SHALL BE STRAIGHT AND 48" LONG. TRENCH BODY TO HAVE LESS THAN 0.35% WATER ABSORPTION, SHALL BE FROST PROOF, SALT PROOF, AND BE RESISTANT TO DILUTE ACIDS AND ALKALIS PER ASTM C267. GRATING SHALL BE HEAVY DUTY HEEL PROOF AND ADA COMPLIANT LONGITUDINALLY SLOTTED GRATE MADE OF GRADE 65-45-18 CAST DUCTILE IRON PER ASTM A 536-84 AND SHALL BE E-COATED BLACK AND A MINIMUM LOAD RATING OF CLASS E. GRATES SHALL BE SECURELY LOCKED TO FRAME WITH VANDAL RESISTANT STAINLESS STEEL BOLT AND LOCKING TOGGLE MECHANISM.	DURATRENCH MODEL - DTPF4-05M24SS-MDSS08ZSA-GLSS4-NSR-4B	4"	-	-	-	
TD-4	TRENCH DRAIN (SHOWER)	STAINLESS STEEL LINEAR SHOWER DRAIN. DRAIN SHALL INCLUDE VERTIACL ADJUSTABLE ANCHORING SUPPORT LEGS, V-SHAPED CHANNEL WITH 2" CENTER OUTLET, ADJUSTABLE SECURED LEVELING FRAME WITH BUILT-IN TILE EDGE, INTEGRAL MEMBRANE FLANGE AND SECURED, LIGHT-DUTY, SLOTTED HEEL-PROOF GRATE.	ZURN MODEL: ZS800-ZS	2"	-	-	-	
UR-1	URINAL	■BOWL - VITREOUS CHINA, WHITE, WASHOUT FLUSH ACTION, ELONGATED, WALL HUNG, 2 WALL HANGER, EXTENDED SIDE, LOW WATER CONSUMPTION (0.125 GPF). MEETS ANSI FLUSH REQUIREMENTS. 3/4" INLET, TOP SPUD. ■ FLUSH VALVE - EXPOSED, SENSOR OPERATED, HARDWIRED, MECHANICAL OVERRIDE FOR MANUAL FLUSH. ANGLE STOP WITH BACK-FLOW PROTECTION AND VACUUM BREAKER. LOWER WATER CONSUMPTION (0.125 GPF). WATERSENSE CERTIFIED. ■CARRIER - BOLTED TYPE URINAL FITTING, ADJUSTABLE SHORT FOOT WITH BEARING.	■BOWL - SLOAN MODEL SU-1009 ■FLUSH VALVE - SLOAN ECOS 186 ■CARRIER - MIFAB, SMITH, OR ZURN.	2"	1-1/4"	3/4"	-	ADA COMPLIANT. MOUNT AT HEIGHT AS REQUIRED ON ARCHITECTURAL DRAWINGS.
WC-1	WATER CLOSET	■BOWL - VITREOUS CHINA, WHITE, ELONGATED, SIPHON JET, FLOOR MOUNT, FLOOROUTLET, 1-1/2" TOP SPUD (1.28 GPF). ■ FLUSH VALVE - EXPOSED, SENSOR OPERATED, HARDWIRED, MECHANICAL OVERRIDE FOR MANUAL FLUSH. DIAPHRAGM TYPE, CHROME PLATED, 1-1/2", ASSE 1037 COMPLIANT (1.28 GPF). WATERSENSE CERTIFIED ■SEAT - ELONGATED FRONT WHITE OPEN TOILET SEAT WITH STAINLESS STEEL HING POSTS.	■ BOWL - SLOAN MODEL: ST-2009 ■FLUSH VALVE - SLOAN ECOS 115-1.28 ■ SEAT - SLOAN, BEMIS, OR EQUIVALENT	4"	2"	1"	-	
WC-2	WATER CLOSET	■BOWL - VITREOUS CHINA, WHITE, ELONGATED, SIPHON JET, FLOOR MOUNT, FLOOR OUTLET, 1-1/2" TOP SPUD (1.28 GPF). ■ FLUSH VALVE - EXPOSED, SENSOR OPERATED, HARDWIRED, MECHANICAL OVERRIDE FOR MANUAL FLUSH. DIAPHRAGM TYPE, CHROME PLATED, 1-1/2", ASSE 1037 COMPLIANT. (1.28 GPF). WATERSENSE CERTIFIED ■SEAT - ELONGATED FRONT WHITE OPEN TOILET SEAT WITH STAINLESS STEEL HING POSTS.	■ BOWL - SLOAN MODEL: ST-2029 ■FLUSH VALVE - SLOAN ECOS 115-1.28 ■ SEAT - SLOAN, BEMIS, OR EQUIVALENT	4"	2"	1"	-	ADA COMPLIANT.
WCO-1	WALL CLEANOUT	DURA-COATED CAST IRON BODY, GAS AND WATERTIGHT ABS TAPERED THREAD PLUG, AND ROUND, SMOOTH STAINLESS STEEL ACCESS COVER WITH SECURING SCREW. PROVIDE VANDAL-PROOF SECURED TOP.	ZURN MODEL: Z1441-Z-VP	-	-	-	-	MATCH PIPE SIZE.

WATER HAMMER ARRESTOR SCHEDULE

TYPE	FIXTURE UNIT RATING	I.P.S.	NOTES
WHA-A	1-11	3/4"	BODY AND BELLOWS TO BE STAINLESS STEEL
WHA-B	12-32	1"	BODY AND BELLOWS TO BE STAINLESS STEEL
WHA-C	33-60	1"	BODY AND BELLOWS TO BE STAINLESS STEEL
WHA-D	61-113	1"	BODY AND BELLOWS TO BE STAINLESS STEEL

IN128 - JAMES T. MORRIS ARENA

Ohio St & N Blackford St
Indianapolis, IN 46202

IU Project NO. 20240127

Owner
INDIANA UNIVERSITY BOARD OF TRUSTEES
2901 EAST DISCOVERY PARKWAY
BLOOMINGTON, IN 47408
812-855-1692

Architect
RATIO
101 SOUTH PENNSYLVANIA STREET
INDIANAPOLIS, IN 46204
317-633-4040

Structural Engineer
FINK ROBERTS AND PETRIE, INC.
3535 EAST 96TH STREET
SUITE 126
INDIANAPOLIS, IN 46240
317-872-8400

Mechanical / Electrical
INTROBA
8250 HAVERSTICK ROAD
SUITE 285
INDIANAPOLIS, IN 46240
800-404-7677

Plumbing Engineer
DLZ
138 N. DELAWARE ST
INDIANAPOLIS, IN 46204
317-633-4120

Acoustics / Technology Engineer
WJHW
7220 W. JEFFERSON AVE
SUITE 216
LAKEWOOD, CO 80235
972-934-3700

Civil Engineer
AMERICAN STRUCTUREPOINT, INC.
9025 RIVER ROAD
SUITE 200
INDIANAPOLIS, IN 46240
317-547-5580

Food Service Consultant
CINILITTLE
3405 NW 9TH AVENUE #1202
FORT LAUDERDALE, FL 33309
954-846-9600

Code Consultant
FORZA
2502 WEST MECHANIC ST, SUITE C
HARRISONVILLE, MO 64701
816-806-3729

SEAL | DATE 02/03/25

JOSHUA R. ADLING
REGISTERED
PE 10910274
STATE OF
INDIANA
PROFESSIONAL ENGINEER

SHEET ISSUE

1	DESIGN DEVELOPMENT	08/30/24
2	50% CONSTRUCTION DOCUMENTS	11/01/24
3	95% CONSTRUCTION DOCUMENTS	12/19/24
4	CONSTRUCTION DOCUMENTS	01/13/25
5	ADDENDUM 01	01/27/25
6	ADDENDUM 02	02/03/25

RATIO

COPYRIGHT NOTICE: THIS ARCHITECTURAL AND ENGINEERING DRAWING IS GIVEN IN CONFIDENCE AND SHALL BE USED ONLY PURSUANT TO THE AGREEMENT WITH RATIO. NO OTHER USE, DISSEMINATION OR DUPLICATION MAY BE MADE WITHOUT PRIOR WRITTEN CONSENT OF RATIO. ALL COMMON LAW RIGHTS OF COPYRIGHT AND OTHERWISE ARE HEREBY SPECIFICALLY RESERVED.

PROJECT NO. 18082.000

SHEET TITLE
PLUMBING FIXTURE

SHEET NUMBER
P-601

1/31/2025 12:45:02 PM

PLUMBING EQUIPMENT SCHEDULE

TAG	DESCRIPTION	BASIS OF DESIGN	MOTOR DATA HP	MOTOR DATA RPM	ELECTRICAL DATA VOLTAGE	ELECTRICAL DATA PHASE	SYSTEM HEAD (FT)	FLOW RATE (GPM)	NOTES
DET-1	EXPANSION TANK: ASME RATED, DIAPHRAGM TYPE STEEL TANK CONSTRUCTION SHALL BE IN ACCORDANCE WITH SECTION E OF THE CURRENT ASME BOILER AND PRESSURE VESSEL CODE. PRE-CHARGED VESSEL. PROVIDE PRESSURE RELIEF VALVE. 26.89 GALLON TANK VOLUME, REQUIRED ACCEPTANCE 5.68 GALLON, ACTUAL TANK VOLUME 35 GALLON, ACTUAL ACCEPTANCE 24 GALLON, HORIZONTAL ORIENTATION, 16" DIA. x 45" LENGTH.	BELL & GOSSETT PTA-80V	-	-	-	-	-	-	-
DWBP-1	DOMESTIC WATER BOOSTER PUMP: FOUR (4) NSF CERTIFIED END SUCTION PUMPS. PUMP CONSTRUCTION IS FORMED 304 STAINLESS STEEL WITH MECHANICAL SEAL. INCLUDE SUCTION AND DISCHARGE SIDE ISOLATING BUTTERFLY VALVES, CHECK VALVES AND FLANGED END SUCTION AND DISCHARGE HEADERS. INCLUDE CONTROL PANEL WITH NON-FUSED DISCONNECT, PLC OPERATION, SEQUENCING, DATA AND FALUT LOGS, ALARM HORN, VARIABLE FREQUENCY DRIVE, PROVIDED 45 PSI PRESSURE INCREASE. N+1 REDUNDANCY. PUMP TO BE PROVIDED WITH CONTACTS FOR PUMP RUN TIME AND GENERAL ALARMS TO BE HARDWAIRED TO BMS.	BELL AND GOSSET: 33SV22GH4F60	4@7.5	3600	460	3	104	4@150	DISCHARGE SET TO 88 PSI.
GD-1	GARBAGE DISPOSAL PERMANENTLY LUBRICATED UPPER AND LOWER BEARINGS, 12-1/4" OVERALL HEIGHT, ANTI-VIBRATION MOUNT, MANUAL RESET OVERLOAD, 1-1/2" ANTI-VIBRATION HOSE CLAMP, WALL SWITCH, AND POWER CORD ATTACHMENT.	IN-SINK-ERATOR: MODEL EVOLUTION COMPACT	0.75	-	120	1	-	-	COORDINATE WALL SWITCH LOCATION ABOVE COUNTERTOP. REFER TO ARCHITECTURAL DRAWINGS.
GD-2	GARBAGE DISPOSAL PERMANENTLY LUBRICATED UPPER AND LOWER BEARINGS, 12-1/4" OVERALL HEIGHT, ANTI-VIBRATION MOUNT, MANUAL RESET OVERLOAD, 1-1/2" ANTI-VIBRATION HOSE CLAMP, WALL SWITCH, AND POWER CORD ATTACHMENT.	IN-SINK-ERATOR: MODEL EVOLUTION COMPACT	0.75	-	120	1	-	-	COORDINATE WALL SWITCH LOCATION ABOVE COUNTERTOP. REFER TO ARCHITECTURAL DRAWINGS.
GD-3	GARBAGE DISPOSAL PERMANENTLY LUBRICATED UPPER AND LOWER BEARINGS, 12-1/4" OVERALL HEIGHT, ANTI-VIBRATION MOUNT, MANUAL RESET OVERLOAD, 1-1/2" ANTI-VIBRATION HOSE CLAMP, WALL SWITCH, AND POWER CORD ATTACHMENT.	IN-SINK-ERATOR: MODEL EVOLUTION COMPACT	0.75	-	120	1	-	-	COORDINATE WALL SWITCH LOCATION ABOVE COUNTERTOP. REFER TO ARCHITECTURAL DRAWINGS.
GD-4	GARBAGE DISPOSAL PERMANENTLY LUBRICATED UPPER AND LOWER BEARINGS, 12-1/4" OVERALL HEIGHT, ANTI-VIBRATION MOUNT, MANUAL RESET OVERLOAD, 1-1/2" ANTI-VIBRATION HOSE CLAMP, WALL SWITCH, AND POWER CORD ATTACHMENT.	IN-SINK-ERATOR: MODEL EVOLUTION COMPACT	0.75	-	120	1	-	-	COORDINATE WALL SWITCH LOCATION ABOVE COUNTERTOP. REFER TO ARCHITECTURAL DRAWINGS.
GS-1	GREASE INTERCEPTOR CONSTRUCTED USING A SEAMLESS MOLDED POLYETHYLENE. FLOW CONTROL CARTRIDGE SHALL BE PVC. INTERCEPTOR SHALL BE FURNISHED FOR BELOW GRADE INSTALLATION. INTERCEPTOR SHALL BE CERTIFIED TO ASME A112.14.3 (TYPE C) AND CSA B481.1, WITH ADJUSTABLE COVER ADAPTERS, BUILT-IN FLOW CONTROL. COVER SHALL PROVIDE WATER/GAS-TIGHT SEAL AND HAVE MINIMUM 16,000 LBS. LOAD CAPACITY. 4" INLET/OUTLET, 100 GPM FLOW RATE, 3048 LBS GREASE CAPACITY, 128 GAL SOLID CAPACITY, AND 510 GAL LIQUID CAPACITY. PROVIDE AND INSTALL ANCHOR KIT. PROVIDE H20 RATED COVER.	SCHIER PRODUCTS GB-1000	-	-	-	-	-	-	-
GS-2	GREASE INTERCEPTOR CONSTRUCTED USING A SEAMLESS MOLDED POLYETHYLENE. FLOW CONTROL CARTRIDGE SHALL BE PVC. INTERCEPTOR SHALL BE FURNISHED FOR BELOW GRADE INSTALLATION. INTERCEPTOR SHALL BE CERTIFIED TO ASME A112.14.3 (TYPE C) AND CSA B481.1, WITH ADJUSTABLE COVER ADAPTERS, BUILT-IN FLOW CONTROL. COVER SHALL PROVIDE WATER/GAS-TIGHT SEAL AND HAVE MINIMUM 16,000 LBS. LOAD CAPACITY. 4" INLET/OUTLET, 100 GPM FLOW RATE, 3048 LBS GREASE CAPACITY, 128 GAL SOLID CAPACITY, AND 510 GAL LIQUID CAPACITY. PROVIDE AND INSTALL ANCHOR KIT. PROVIDE H20 RATED COVER.	SCHIER PRODUCTS GB-1000	-	-	-	-	-	-	-
GS-3	GREASE INTERCEPTOR CONSTRUCTED USING A SEAMLESS MOLDED POLYETHYLENE. FLOW CONTROL CARTRIDGE SHALL BE PVC. INTERCEPTOR SHALL BE FURNISHED FOR BELOW GRADE INSTALLATION. INTERCEPTOR SHALL BE CERTIFIED TO ASME A112.14.3 (TYPE C) AND CSA B481.1, WITH ADJUSTABLE COVER ADAPTERS, BUILT-IN FLOW CONTROL. COVER SHALL PROVIDE WATER/GAS-TIGHT SEAL AND HAVE MINIMUM 16,000 LBS. LOAD CAPACITY. 4" INLET/OUTLET, 100 GPM FLOW RATE, 3048 LBS GREASE CAPACITY, 128 GAL SOLID CAPACITY, AND 510 GAL LIQUID CAPACITY. PROVIDE AND INSTALL ANCHOR KIT. PROVIDE H20 RATED COVER.	SCHIER PRODUCTS GB-1000	-	-	-	-	-	-	-
HT-1	HYDROPNEUMATIC TANK: ASME RATE, BLADDER TYPE STEEL TANK CONSTRUCTION SHALL BE IN ACCORDANCE WITH SECTION E OF THE CURRENT ASME BOILER AND PRESSURE VESSEL CODE. PRE-CHARGED VESSEL. PROVIDE PRESSURE RELIEF VALVE. 53 GALLON TANK VOLUME. VERTICAL ORIENTATION, 24" DIA. X 43" LENGTH.	WESSELS MODEL: FXA-200	-	-	-	-	-	-	-
IBP-1	IRRIGATION BOOSTER PUMP: ONE (1) NSF CERTIFIED INLINE PUMP. PUMP CONSTRUCTION IS FORMED 304 STAINLESS STEEL WITH MECHANICAL SEAL. INCLUDE SUCTION AND DISCHARGE SIDE ISOLATING BUTTERFLY VALVES, CHECK VALVES AND FLANGED END SUCTION AND DISCHARGE HEADERS. INCLUDE CONTROL PANEL WITH NON-FUSED DISCONNECT, PLC OPERATION, SEQUENCING, DATA AND FALUT LOGS, ALARM HORN, VARIABLE FREQUENCY DRIVE, PROVIDED 40 PSI PRESSURE INCREASE.	BELL AND GOSSET: 10SVX4G1AXX0	4	3600	460	3	92	50	CONTRACTOR TO COORDINATE WITH IRRIGATION EQUIPMENT PROVIDED TO INTERFACE BOOSTER PUMP TO IRRIGATION CONTROLS INTERFACE. PUMP TO BE PROVIDED WITH VFD AND CONTROLLED TO A PRESSURE DETERMINED BY THE IRRIGATION SYSTEM CONTROLS.
LI-1	SOLIDS INTERCEPTOR TANK MATERIAL SHALL BE POLYETHYLENE, SHALL HAVE REMOVABLE, CORROSION-RESISTANT FILTER BASKET, SHALL BE EQUIPPED WITH HIGH OUTLET OPTION AND WITH A GAS TRAP. INTERCEPTOR SHALL BE FOR BELOW GRADE INSTALLATION. COVER SHALL BE WATER AND GAS TIGHT WITH A MINIMUM 2,000 LBS. LOAD CAPACITY. PROVIDE 24" RISER OPTION.	STRIEM MODEL: AA-4	-	-	-	-	-	-	-
RCP-1	HOT WATER RECIRCULATION PUMP: HIGH EFFICIENCY ELECTRONICALLY COMMUTATED PERMANENT MAGNET MOTOR (ECM/PM). LEAD-FREE STAINLESS-STEEL BODY DESIGNED FOR POTABLE WATER PLUMBING SYSTEMS CERTIFIED NSF 372. STAINLESS STEEL IMPELLER AND SHAFT, PERMANENT MAGNET ROTOR, CARBON SLEEVE BEARING, EPDM GASKET/O-RING, ALL OTHER WETTED PARTS STAINLESS STEEL.	BELL & GOSSETT ECOCIRC MODEL: XL 36-45	1/6	2639	120	1	13	15	-
RCP-2	HOT WATER RECIRCULATION PUMP: HIGH EFFICIENCY ELECTRONICALLY COMMUTATED PERMANENT MAGNET MOTOR (ECM/PM). LEAD-FREE STAINLESS-STEEL BODY DESIGNED FOR POTABLE WATER PLUMBING SYSTEMS CERTIFIED NSF 372. STAINLESS STEEL IMPELLER AND SHAFT, PERMANENT MAGNET ROTOR, CARBON SLEEVE BEARING, EPDM GASKET/O-RING, ALL OTHER WETTED PARTS STAINLESS STEEL.	BELL & GOSSETT ECOCIRC MODEL: XL 36-45	1/6	2639	120	1	13	15	-
6 SE-1	GRINDER PUMP SYSTEM CONSITING OF DUAL WEIL MODEL 2519, N+1 REDUNDANCY. TO BE PROVIDED WITH 4" NPT DISCHARGE. UPPER AND LOWER SILICON CARBIDE SHAFT SEAL CONSTRUCTION. DURABLE EPOXY COATED CAST IRON. DUPLEX PUMP CONTROL PANEL MODEL 8162, TYPE 4 STEEL DDDF ENCLOSURE 460V 3 PHASE. PRECASTE BASIN MODEL GB60X144-200, 60" DIAMETER 144" DEPTH WITH DUPLEX SET QUICK REMOVAL PUMP.	WEIL MODEL 2519	2@3	1150	460	3	25	2@170	-
SE-2	DUPLEX STORM PUMP SYSTEM CONSISTING OF DOUBLE WEIL 2519. TO BE PROVIDED WITH 4" NPT. DURABLE EPOXY COATED CAST IRON. UPPER AND LOWER SILICON CARBIDE SHAFT SEAL CONSTRUCTION. STAINLESS STEEL MOTOR SHAFT. PROVIDED WITH TETHERED LEVEL CONTROL FLOAT SWITCH. DUPLEX PUMP CONTROL PANEL MODEL 8101E, TYPE 4 STEEL DDDF ENCLOSURE 460V 3 PHASE. 72" X 72" FIBERGLASS BASIN. VARIABLE FREQUENCY DRIVE.	WEIL MODEL: 2519	2@5	1750	460	3	15	2@400	-
WH-1	STAINLESS STEEL COMPACT SEMI-INSTANTANEOUS PACKAGED WATER HEATER: STEAM SUPPLIED, RATED FOR 4800 GPH AT 95-DEG.F RISE WITH 15 PSI STEAM. PROVIDE CONENSATION NEUTRALIZATION KIT, INLET STEAM STRAINER, DOUBLE SOLENOID SAFETY VALVE, VACUUM BREAKER, STEAM PRESSURE REDUCING VALVE AND SOURCE STEAM PRESSURE GAUGE. COILS TO BE DOUBLE WALL, TUBES TO BE COPPER-NICKEL INNER/OUTER. INTERNAL STORAGE OF 60 GALLONS. PROVIDE SOLID STATE WATER CONTROLLER.	CEMLINE MODEL: V60SSH1442-DW	-	-	120	1	-	-	-
WH-2	STAINLESS STEEL COMPACT SEMI-INSTANTANEOUS PACKAGED WATER HEATER: STEAM SUPPLIED, RATED FOR 4800 GPH AT 95-DEG.F RISE WITH 15 PSI STEAM. PROVIDE CONENSATION NEUTRALIZATION KIT, INLET STEAM STRAINER, DOUBLE SOLENOID SAFETY VALVE, VACUUM BREAKER, STEAM PRESSURE REDUCING VALVE AND SOURCE STEAM PRESSURE GAUGE. COILS TO BE DOUBLE WALL, TUBES TO BE COPPER-NICKEL INNER/OUTER. INTERNAL STORAGE OF 60 GALLONS. PROVIDE SOLID STATE WATER CONTROLLER.	CEMLINE MODEL: V60SSH1442-DW	-	-	120	1	-	-	-
WS-1	TRIPLEX WATER SOFTENER: ASME RATED, CERTIFIED AND STAMPED HEAVY GAUGE CARBON STEEL, ELECTRICALLY WELDED, EPOXY PHENOLIC COATED RESIN TANK, TRIPLEX UNIT, PROGRESSIVE FLOW. SYSTEM RATED FOR 250 GPM CONTINUOUS FLOW PER VESSEL, AND 325 GPM PEAK FLOW PER VESSEL, 8" STAINLESS STEEL PIPING AND INTERNALS. THREE(3) 48"x72" TANKS, 40 CUBIC FEET PER TANK, AND ONE (1) 50"x60" BRINE TANK WITH 3,600 LB STORAGE, AUTOMATIC CONTROLS 1600 KGR MINIMUM AT 480 LBS SALT AND 2400 KGR MAXIMUM AT 1200 LBS SALT CAPACITY. PROVIDE LOW FLOW RECIRCULATION SYSTEM. UNIT TO BE PROVIDED IN A TWO SKID FORMAT ALLOWING FOR AN L SHAPED INSTALLATION. PROVIDE UNIT CONTROLLER.	INDUSTRIAL WATER SOLUTIONS MODEL: IWSFF-40-3 TRIPLE PROGRESSIVE	-	-	120	1	-	1300	-

THERMOSTATIC MIXING VALVE SCHEDULE

TAG	DESCRIPTION	BASIS OF DESIGN	NOTES
TMV-1	ASSE 1017 MASTER DIGITAL MIXING VALVE MANIFOLD FOR POTABLE WATER. TWO (2) MIXING VALVE. MIXING VALVE HAVE INTEGRAL RTD SENSOR PER VALVE AND ADDITIONAL SENSORS FOR INLET HOT WATER, INLET COLD WATER, AND RETURN WATER TEMPERATURE PER VALVE. INTEGRAL PRESSURE SENSORS FOR INLET HOT WATER AND INLET COLDWATER PER VALVE. MANIFOLD ASSEMBLY WITH 4" INLETS, 4" OUTLET, AND 2" RETURN PIPING INLET AND OUTLETS. .25 GPM MINIMUM FLOW CAPACITY. AUTOMATIC HOT/COLD SHUTOFF UPON HOT/COLD WATER INLET SUPPLY FAILURE. USER PROGRAMMABLE FOR ON-SITE CONFIGURATION, HIGH-TEMP SANITIZATION MODE, AND HIGH/LOW TEMPERATURE ALARM. PROVIDE INTERFACE WITH BUILDING MANAGEMENT SYSTEM. DISPLAY OUTLET TEMPERATURE WITH OPTIONS TO DISPLAY 4 ADDITIONAL TEMPERATURE INPUTS, 1 FLOW CHANNEL INPUT, AND 1 CONFIGURABLE FLOW OR PRESSURE. UL LISTED 120V PLUG IN POWER SUPPLY WITH 6' CORD (1 PER VALVE). FACTORY ASSEMBLED AND TESTED.	LEONARD VALVE MODEL: M-NV-200-LF-2PS-LC	SET TO 130 F
TMV-2	ASSE 1017 RATED HIGH LOW THERMOSTATIC MIXING VALVE. DIAL THERMOMETER ON INLET AND OUTLET, INTEGRAL COMBINATION CHECK STOPS WITH STRAINERS AND WALL SUPPORT, TEMPERATURE CONTROL DOWN TO 1 GPM, COPPER ENCAPSULATED THERMOSTATIC ELEMENT ASSEMBLIES WITH TEFLON COATED SHUTTLE. ASSEMBLY TO BE HOUSED IN MANUFACTURER PROVIDED RECESSED STEEL CABINET WITH BAKED WHITE ENAMEL FINISH.	LEONARD VALVE MODEL: XL-186-26-LF-BWE REC	SET TO 110 F PROVIDE TAP ON OUTLET PIPE FOR TEMPERATURE SENSOR
TMV-3	ASSE 1017 RATED HIGH LOW THERMOSTATIC MIXING VALVE. DIAL THERMOMETER ON INLET AND OUTLET, INTEGRAL COMBINATION CHECK STOPS WITH STRAINERS AND WALL SUPPORT, TEMPERATURE CONTROL DOWN TO 1 GPM, COPPER ENCAPSULATED THERMOSTATIC ELEMENT ASSEMBLIES WITH TEFLON COATED SHUTTLE. ASSEMBLY TO BE HOUSED IN MANUFACTURER PROVIDED EXPOSED STEEL CABINET WITH BAKED WHITE ENAMEL FINISH.	LEONARD VALVE MODEL: XL-186-26-LF-BWE EXP	SET TO 110 F PROVIDE TAP ON OUTLET PIPE FOR TEMPERATURE SENSOR
TMV-4	THERMOSTATIC WATER MIXING VALVE, ASSE 1017 RATED, DURA-TROL SOLID BIMETAL THERMOSTAT DIRECTLY LINKED TO VALVE PORTING TO CONTROL THE INTAKE OF HOT AND COLD WATER AND COMPENSATE FOR SUPPLY TEMPERATURE OR PRESSURE FLUCTUATIONS. 1 GPM MINIMUM FLOW CAPACITY.	LEONARD VALVE MODEL TM-26-LF-BDT-IT	SET TO 110 F PROVIDE TAP ON OUTLET PIPE FOR TEMPERATURE SENSOR
TMV-5	ASSE 1017 RATED HIGH LOW THERMOSTATIC MIXING VALVE. DIAL THERMOMETER ON INLET AND OUTLET, INTEGRAL COMBINATION CHECK STOPS WITH STRAINERS AND WALL SUPPORT, TEMPERATURE CONTROL DOWN TO 1 GPM, COPPER ENCAPSULATED THERMOSTATIC ELEMENT ASSEMBLIES WITH TEFLON COATED SHUTTLE. ASSEMBLY TO BE HOUSED IN MANUFACTURER PROVIDED RECESSED STEEL CABINET WITH BAKED WHITE ENAMEL FINISH.	LEONARD VALVE MODEL: XL-186-420B-LF-BWE REC	SET TO 110 F PROVIDE TAP ON OUTLET PIPE FOR TEMPERATURE SENSOR
TMV-6	ASSE 1070 RATED POINT OF USE THERMOSTATIC MIXING VALVE. LOCKED TEMPERATURE ADJUSTMENT CAP, INTEGRAL CHECK VALVES ON INLETS. TEMPERATURE CONTROL DOWN TO .25 GPM, COPPER ENCAPSULATED THERMOSTATIC ELEMENT ASSEMBLIES WITH THERMOPLASTIC SHUTTLE.	LEONARD VALVE MODEL: 170-LF	SET TO 110 F PROVIDE TAP ON OUTLET PIPE FOR TEMPERATURE SENSOR

BACKFLOW PREVENTER SCHEDULE

TAG		DESCRIPTION	BASIS OF DESIGN	NOTES
RPZ	1	REDUCED PRESSURE PRINCIPLE BACKFLOW PREVENTER: ASSE 1013 APPROVED. MAIN BODY AND ACCESS COVER SHALL BE EPOXY COATED DUCTILE IRON (ASTM A 536 GRADE 4). THE SEAT RING AND CHECK VALVE SHALL BE NORYL, THE STEM SHALL BE STAINLESS STEEL (ASTM A 276) AND THE SEAT DISC ELASTOMERS SHALL BE EPDM. UNIT PROVIDED WITH CONNECTED FLOOD CONTROL SYSTEM (FCIS) CONNECTED TO SOLENOID CONTROL 120V / 1PH.	ZURN / WILKINS MODEL: 375A-6" W/ FCIS	10 PSI LOSS @ 1000 GPM INSTALL PER MANUFACTURER REQUIREMENTS.
RPZ	2	REDUCED PRESSURE PRINCIPLE BACKFLOW PREVENTER: ASSE 1013 APPROVED. MAIN BODY AND ACCESS COVER SHALL BE EPOXY COATED DUCTILE IRON (ASTM A 536 GRADE 4). THE SEAT RING AND CHECK VALVE SHALL BE NORYL, THE STEM SHALL BE STAINLESS STEEL (ASTM A 276) AND THE SEAT DISC ELASTOMERS SHALL BE EPDM. UNIT PROVIDED WITH CONNECTED FLOOD CONTROL SYSTEM (FCIS) CONNECTED TO SOLENOID CONTROL 120V / 1PH.	ZURN / WILKINS MODEL: 375A-6" W/ FCIS	10 PSI LOSS @ 1000 GPM INSTALL PER MANUFACTURER REQUIREMENTS.
RPZ	3	REDUCED PRESSURE PRINCIPAL BACKFLOW PREVENTER SHALL BE CERTIFIED TO NSF/ANSI/CAN 61, SHALL BE ASSE 1013, RATED TO 180 DEG-F, SUPPLIED WITH FULL PORT BALL VALVES. THE MAIN BODY AND ACCESS COVERS SHALL BE LOW LEAD BRONZE, SEAT RING AND ALL INTERNAL POLYMERS SHALL BE NORYL AND THE SEAT DISC ELASTOMERS SHALL BE SILICONE. THE FIRST AND SECOND CHECKS SHALL BE ACCESSIBLE FOR MAINTENANCE WITHOUT REMOVING RELIEF VALVE OR THE ENTIRE DEVICE FROM THE LINE. PROVIDE AIR GAP ADAPTER.	ZURN / WILKINS MODEL: 975XL2-1"	SERVING HVAC HYDRONIC HOT WATER SYSTEM MAKE-UP.
RPZ	4	REDUCED PRESSURE PRINCIPAL BACKFLOW PREVENTER SHALL BE CERTIFIED TO NSF/ANSI/CAN 61, SHALL BE ASSE 1013, RATED TO 180 DEG-F, SUPPLIED WITH FULL PORT BALL VALVES. THE MAIN BODY AND ACCESS COVERS SHALL BE LOW LEAD BRONZE, SEAT RING AND ALL INTERNAL POLYMERS SHALL BE NORYL AND THE SEAT DISC ELASTOMERS SHALL BE SILICONE. THE FIRST AND SECOND CHECKS SHALL BE ACCESSIBLE FOR MAINTENANCE WITHOUT REMOVING RELIEF VALVE OR THE ENTIRE DEVICE FROM THE LINE. PROVIDE AIR GAP ADAPTER.	ZURN / WILKINS MODEL: 975XL2-1"	SERVING HVAC HYDRONIC CHILLED WATER SYSTEM MAKE-UP.
RPZ	5	REDUCED PRESSURE PRINCIPAL BACKFLOW PREVENTER SHALL BE CERTIFIED TO NSF/ANSI/CAN 61, SHALL BE ASSE 1013, RATED TO 180 DEG-F, SUPPLIED WITH FULL PORT BALL VALVES. THE MAIN BODY AND ACCESS COVERS SHALL BE LOW LEAD BRONZE, SEAT RING AND ALL INTERNAL POLYMERS SHALL BE NORYL AND THE SEAT DISC ELASTOMERS SHALL BE SILICONE. THE FIRST AND SECOND CHECKS SHALL BE ACCESSIBLE FOR MAINTENANCE WITHOUT REMOVING RELIEF VALVE OR THE ENTIRE DEVICE FROM THE LINE. PROVIDE AIR GAP ADAPTER.	ZURN / WILKINS MODEL: 975XL2 2"	SERVING IRRIGATION.

VIBRATION ISOLATION SCHEDULE

Type Mark	EQUIPMENT	LOCATION	ELEVATION FROM GRADE	BASE TYPE	ISOLATOR TYPE	MIN. STATIC DEFLECTION IN
DWBP-1	DOMESTIC WATER BOOSTER PUMP	WATER ENTRANCE	0'-4"	A	3	0.75"
IBP-1	IRRIGATION BOOSTER PUMP	WATER ENTRANCE	0'-4"	A	3	0.75"
RCP-1	HOT WATER RETURN PUMP	HX/CHW	VARIES	A	3	0.75"
RCP-2	HOT WATER RETURN PUMP	HX/CHW	VARIES	A	3	0.75"
SE-1	SEWAGE EJECTOR PUMP	HX/CHW	VARIES	A	3	0.75"
SE-2	SEWAGE EJECTOR PUMP	WATER ENTRANCE	VARIES	A	3	0.75"
WS-1	WATER SOFTENER	WATER ENTRANCE	0'-4"	A	3	0.75"

1. BASE TYPES:

A = DIRECT ISOLATION
B = STRUCTURAL STEEL RAILS OR BASE
C = CONCRETE INERTIA BASE
D = CURB-MOUNTED BASE

2. ISOLATOR TYPES:

TYPE - 1 = FIBERGLASS OR NEOPRENE PAD
TYPE - 2 = FLOOR ISOLATOR OR HANGER
TYPE - 3 = SPRING FLOOR ISOLATOR OR HANGER
TYPE - 4 = RESTRAINED SPRING ISOLATOR

IN128 - JAMES T. MORRIS ARENA

Ohio St & N Blackford St
Indianapolis, IN 46202

IU Project NO. 20240127

Owner
INDIANA UNIVERSITY BOARD OF TRUSTEES
2901 EAST DISCOVERY PARKWAY
BLOOMINGTON, IN 47408
812-855-1692

Architect
RATIO
101 SOUTH PENNSYLVANIA STREET
INDIANAPOLIS, IN 46204
317-633-4040

Structural Engineer
FINK ROBERTS AND PETRIE, INC.
3535 EAST 96TH STREET
SUITE 126
INDIANAPOLIS, IN 46240
317-872-8400

Mechanical / Electrical
INTROBA
8250 HAVERSTICK ROAD
SUITE 285
INDIANAPOLIS, IN 46240
800-404-7677

Plumbing Engineer
DLZ
138 N. DELAWARE ST
INDIANAPOLIS, IN 46204
317-633-4120

Acoustics / Technology Engineer
WJHW
7220 W. JEFFERSON AVE
SUITE 216
LAKEWOOD, CO 80235
972-934-3700

Civil Engineer
AMERICAN STRUCTUREPOINT, INC.
9025 RIVER ROAD
SUITE 200
INDIANAPOLIS, IN 46240
317-547-5580

Food Service Consultant
CINILITTLE
3405 NW 9TH AVENUE #1202
FORT LAUDERDALE, FL 33309
954-846-9600

Code Consultant
FORZA
2502 WEST MECHANIC ST, SUITE C
HARRISONVILLE, MO 64701
816-806-3729

SEAL | DATE 02/03/25



SHEET ISSUE

2	50% CONSTRUCTION DOCUMENTS	11/01/24
3	95% CONSTRUCTION DOCUMENTS	12/19/24
4	CONSTRUCTION DOCUMENTS	01/13/25
5	ADDENDUM 01	01/27/25
6	ADDENDUM 02	02/03/25

RATIO

COPYRIGHT NOTICE: THIS ARCHITECTURAL AND ENGINEERING DRAWING IS GIVEN IN CONFIDENCE AND SHALL BE USED ONLY PURSUANT TO THE AGREEMENT WITH RATIO. NO OTHER USE, DISSEMINATION OR DUPLICATION MAY BE MADE WITHOUT PRIOR WRITTEN CONSENT OF RATIO. ALL COMMON LAW RIGHTS OF COPYRIGHT AND OTHERWISE ARE HEREBY SPECIFICALLY RESERVED.

PROJECT NO. 18082.000

SHEET TITLE
PLUMBING EQUIPMENT

SHEET NUMBER
P-602

1/31/2025 12:45:04 PM